

Data sheet | Item number: 2006-403

Push-in type jumper bar; insulated; 3-way; Nominal current 41 A; light gray

www.wago.com/2006-403



RoHS
Compliant

BOMcheck.net

Color:

Data

Electrical data

Ratings per IEC/EN 60664-1

| | |
|-------------------------|-------|
| Rated voltage (III / 3) | 800 V |
| Rated current | 41 A |

Subject to changes. Please also observe the further product documentation!

WAGO Kontakttechnik GmbH & Co. KG
Hansastr. 27
32423 Minden
Phone: +49571 887-0 | Fax: +49571 887-169
Email: info.de@wago.com | Web: www.wago.com

Do you have any questions about our products?
We are always happy to take your call at +49 (571) 887-44222.



Approvals Ex

| | |
|-------------------------|------|
| Rated current (Ex e II) | 33 A |
|-------------------------|------|

Geometrical Data

| | |
|--------|----------------------|
| Width | 20,2 mm / 0.795 inch |
| Height | 19 mm / 0.748 inch |
| Depth | 4,1 mm / 0.161 inch |

Material Data

| | |
|-----------|------------|
| Color | light gray |
| Fire load | 0.013 MJ |
| Weight | 3.2 g |

Commercial data

| | |
|--------------------|---------------|
| Product Group | 22 (TOPJOB S) |
| Packaging type | bag |
| Country of origin | DE |
| GTIN | 4055143701372 |
| Customs Tariff No. | 85366990990 |

Counterpart

Downloads

Documentation

Bid Text

| | | | |
|------------------------------|--------------|---------------|----------|
| 2006-403 GAEB X81 - Datei | Feb 19, 2019 | xml 2.6 kB | Download |
|------------------------------|--------------|---------------|----------|

| | | | |
|-------------------------|--------------|----------------|----------|
| 2006-403 doc - Datei | Apr 28, 2017 | doc 24.1 kB | Download |
|-------------------------|--------------|----------------|----------|

Additional Information

| | | | |
|------------------------|-------------|---------------|----------|
| Technical explanations | Apr 3, 2019 | pdf 2.1 MB | Download |
|------------------------|-------------|---------------|----------|

Subject to changes. Please also observe the further product documentation!

CAD/CAE-Data

CAD data

| 2D/3D Models 2006-403 | URL | Download |
|-----------------------|-----|----------|
|-----------------------|-----|----------|

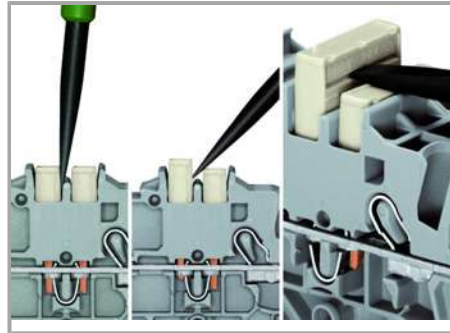

CAE data

| EPLAN Data Portal 2006-403 | URL | Download |
|----------------------------|-----|----------|
|----------------------------|-----|----------|

| WSCAD Universe 2006-403 | URL | Download |
|-------------------------|-----|----------|
|-------------------------|-----|----------|

Installation Notes

Jumpered



The push-in type jumper bar system is based on the common plug and socket principle. Each terminal block is spring-loaded with a double socket and a resilient CrNi steel spring. The jumper contact material is pure electrolytic copper, which allows for an extremely small design capable of carrying the full-rated current of the terminal block. Ground terminal blocks can also be commoned using the same jumper system. Custom jumpers are created by breaking and removing jumper contacts (2000, 2001, 2002, 2004 Series).

Removing a push-in type jumper bar.

Insert the operating tool between the jumper and and partition wall of the dual jumper slots, then lift up the jumper.

Place the operating tool in the center of jumpers up to five contacts (see above), or alternately on both sides for jumpers with more than five contacts.

Jumpered

Subject to changes. Please also observe the further product documentation!



Custom push-in type jumper bars are created by breaking off jumper contacts.




Marking a push-in type jumper bar using a felt-tip pen.


500 V

300 V

Jumpered



Stepping down via push-in type jumper bar.



Stepping down via push-in type jumper bar.




Stepping down via push-in type jumper bar.

Commoning via closed terminal side with end plate allows jumpering over two cross-section sizes, e.g., from 16 mm² (6 AWG) to 6 mm² (10 AWG) or from 6 mm² (10 AWG) to 2.5 mm² (14 AWG) (see illustration above).

Commoning via open terminal side with end plate allows jumpering over two cross-section sizes for 16 mm² (6 AWG) and 10 mm² (8 AWG) and one cross-section size for 6/4/2.5 mm² (10/12/14 AWG). An example: from 16 mm² (6 AWG) to 6 mm² (10 AWG) (see illustration above) or from 10 mm² (8 AWG) to 4 mm² (12 AWG).

Subject to changes. Please also observe the further product documentation!



Note:

The total current of the outgoing circuits shall not exceed the nominal current of the step-down jumper/push-in type jumper bar.

Product family

TOPJOB® S

TOPJOB® S: In various industrial applications and modern building installations, WAGO's wide and versatile range of rail-mount terminal blocks provides more than just reliable electrical connections.

[Show all products from the family](#)

Subject to changes. Please also observe the further product documentation!