

## Data sheet | Item number: 209-190

Separator for Ex e/Ex i applications; 3 mm thick; 90 mm wide; orange

[www.wago.com/209-190](http://www.wago.com/209-190)



### Data

#### Geometrical Data

Width	3 mm / 0.118 inch
Height from upper-edge of DIN-35 rail	52 mm / 2.047 inch
Depth	90 mm / 3.543 inch

#### Material Data

Color	orange
Fire load	0.296 MJ
Weight	9.8 g

#### Commercial data

Product Group	2 (Terminal Block Accessories)
Packaging type	BOX
Country of origin	DE
GTIN	4017332241311

Subject to changes. Please also observe the further product documentation!

WAGO Kontakttechnik GmbH & Co. KG  
Hansastr. 27  
32423 Minden  
Phone: +49571 887-0 | Fax: +49571 887-169  
Email: [info.de@wago.com](mailto:info.de@wago.com) | Web: [www.wago.com](http://www.wago.com)

Do you have any questions about our products?  
We are always happy to take your call at +49 (571) 887-44222.



---

Customs Tariff No.

85389099990

---

## Counterpart

## Downloads

### Documentation

#### Bid Text

209-190 GAEB X81 - Datei	Feb 19, 2019	xml 2.6 kB	Download
-----------------------------	--------------	---------------	----------

---

209-190 doc - Datei	Jan 4, 2018	doc 24.1 kB	Download
------------------------	-------------	----------------	----------

---

#### Additional Information

Technical explanations	Apr 3, 2019	pdf 2.1 MB	Download
------------------------	-------------	---------------	----------

---

## CAD/CAE-Data

### CAD data

2D/3D Models 209-190	URL	Download
----------------------	-----	----------

---

### CAE data

EPLAN Data Portal 209-190	URL	Download
---------------------------	-----	----------

---

WSCAD Universe 209-190	URL	Download
------------------------	-----	----------

---

## Installation Notes


### Ex Application

Subject to changes. Please also observe the further product documentation!

---

WAGO Kontakttechnik GmbH & Co. KG  
Hansastr. 27  
32423 Minden  
Phone: +49571 887-0 | Fax: +49571 887-169  
Email: [info.de@wago.com](mailto:info.de@wago.com) | Web: [www.wago.com](http://www.wago.com)

Do you have any questions about our products?  
We are always happy to take your call at +49 (571) 887-44222.



### Separator for Ex e/Ex i applications

According to EN 50020, a minimum distance of 50 mm must be kept between live parts of Ex e and Ex i circuits. The use of Ex e/Ex i separators is a space-saving solution when Ex e and Ex i terminal blocks are mounted on a common carrier rail.

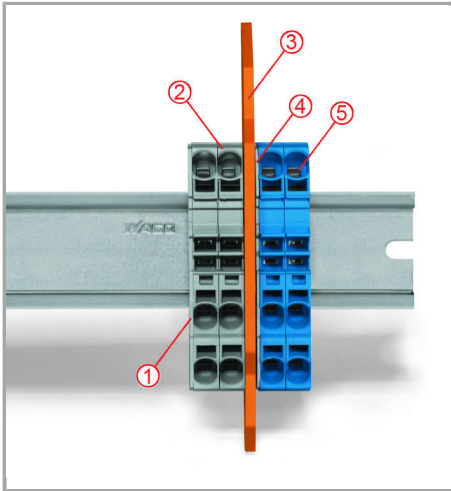
Compatible with 279 to 282 Series:

209-190 for 2-conductor terminal blocks

209-191 for 2-, 3-, 4-conductor terminal blocks

### Ex Application

Subject to changes. Please also observe the further product documentation!



Separator located between Ex e II and Ex i terminal strip

End plate

Ex e II terminal blocks

Separator for Ex e/Ex i applications


End plate

Ex i terminal blocks

According to EN 50020, a minimum distance of 50 mm must be kept between live parts of Ex e and Ex i circuits. The use of Ex e/Ex i separators is a space-saving solution when Ex e and Ex i terminal blocks are mounted on a common carrier rail.

### Safety

Subject to changes. Please also observe the further product documentation!



Ex e II/Ex i terminal strip

**Notice:**

The movable feet of terminal blocks and separator plates must face the same direction.

Subject to changes. Please also observe the further product documentation!