

Data sheet | Item number: 210-112

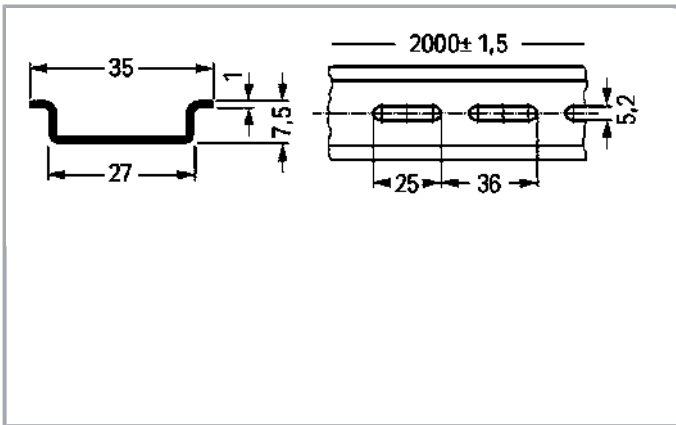
Steel carrier rail; 35 x 7.5 mm; 1 mm thick; 2 m long; slotted; according to EN 60715; "Hole width 25 mm



www.wago.com/210-112



RoHS Compliant [BOMcheck.net](https://www.bomcheck.net)



Data

Technical Data

Main product function

Mounting Accessories

Geometrical Data

Width

2000 mm / 78.74 inch

Subject to changes. Please also observe the further product documentation!

WAGO Kontakttechnik GmbH & Co. KG
Hansastr. 27
32423 Minden
Phone: +49571 887-0 | Fax: +49571 887-169
Email: info.de@wago.com | Web: www.wago.com

Do you have any questions about our products?
We are always happy to take your call at +49 (571) 887-44222.

Height	7,5 mm / 0.295 inch
Depth	35 mm / 1.378 inch

Material Data

Weight	630 g
--------	-------







Commercial data

Product Group	2 (Terminal Block Accessories)
Packaging type	BOX
Country of origin	IT
GTIN	4017332272292
Customs Tariff No.	72169180000

Counterpart

Compatible products

assembling

	Item no.: 209-137 Mounting adapter; can be used as end plate; 6.5 mm wide; gray	www.wago.com/209-137
	Item no.: 210-148 Angled support bracket; without screw	www.wago.com/210-148
	Item no.: 210-149 Screw M 5 x 8; for angled support bracket	www.wago.com/210-149
	Item no.: 249-116 Screwless end stop; 6 mm wide; for DIN-rail 35 x 15 and 35 x 7.5; gray	www.wago.com/249-116
	Item no.: 249-117 Screwless end stop; 10 mm wide; for DIN-rail 35 x 15 and 35 x 7.5; gray	www.wago.com/249-117
	Item no.: 249-197 Screwless end stop; 14 mm wide; for DIN-rail 35 x 15 and 35 x 7.5; gray	www.wago.com/249-197

Marking accessories

	Item no.: 210-708 Labels; for TP printers; 9.5 x 25 mm; white	www.wago.com/210-708
	Item no.: 210-808 Labels; for Smart Printer; 9.5 x 25 mm; white	www.wago.com/210-808

Subject to changes. Please also observe the further product documentation!

General accessories



Item no.: 209-109

Edge guards; for DIN 35 rail (7.5 mm high); gray

www.wago.com/209-109

Downloads

Documentation

Bid Text

210-112 GAEB docx - Datei	2018/11/23	docx 14.9 kB	Download
210-112 GAEB X81 - Datei	2019/2/19	xml 2.8 kB	Download

CAD/CAE-Data

CAD data

2D/3D Models 210-112	URL	Download
----------------------	-----	----------

CAE data

WSCAD Universe 210-112	URL	Download
------------------------	-----	----------

Installation Notes

Subject to changes. Please also observe the further product documentation!



DIN-Rail	Item No.	Current [A]	Acc. to mm ² /AWG/Cu
DIN 35 x 7.5 (steel)			
slotted	210-112	76	16/6
unslotted	210-113	76	16/6
DIN 35 x 15 (steel)			
1.5 mm thick	210-114	125	35/2
2.3 mm thick	210-118	125	35/2
DIN 35 x 7.5 (Al)			
unslotted	210-196	76	16/6
DIN 35 x 15 (Cu)			
2.3 mm thick	210-198	309	150/6/0
Current applies to rails of 1 m/3'3" length			

When using standard carrier rails as ground conductor busbars, please refer to the maximum current capacities listed above.

Steel carrier rails are not suited for PEN (ground and N-conductor) applications per EN 60947-7-2 (VDE 0611, Part 3).

Subject to changes. Please also observe the further product documentation!

WAGO Kontakttechnik GmbH & Co. KG
Hansastr. 27
32423 Minden
Phone: +49571 887-0 | Fax: +49571 887-169
Email: info.de@wago.com | Web: www.wago.com

Do you have any questions about our products?
We are always happy to take your call at +49 (571) 887-44222.