

Data sheet | Item number: 222-510

Angled DIN-rail adapter; in combination with mounting carrier; 221-500 or 222-500; for DIN-35 rail mounting; gray

www.wago.com/222-510



Data

Geometrical Data

Width	18,5 mm / 0.728 inch
Height from upper-edge of DIN-35 rail	21,5 mm / 0.846 inch
Depth	42 mm / 1.654 inch

Material Data

Color	gray
Fire load	0.118 MJ
Weight	3.9 g

Commercial data

Product Group	7 (Push Wire Conn.)
Packaging type	BOX

Subject to changes. Please also observe the further product documentation!

WAGO Kontakttechnik GmbH & Co. KG
Hansastr. 27
32423 Minden
Phone: +49571 887-0 | Fax: +49571 887-169
Email: info.de@wago.com | Web: www.wago.com

Do you have any questions about our products?
We are always happy to take your call at +49 (571) 887-44222.





Country of origin	DE
GTIN	4045454714802
Customs Tariff No.	39269097900

Counterpart

Compatible products

Mounting adapter

	Item no.: 221-500 Mounting carrier; 221 Series - 4 mm ² ; for DIN-35 rail mounting/screw mounting; orange	www.wago.com/221-500
	Item no.: 222-500 Mounting carrier; 222 Series; for DIN-35 rail mounting/screw mounting; orange	www.wago.com/222-500

Downloads

Documentation

Bid Text

222-510 doc - Datei	May 19, 2017	doc 24.1 kB	Download
222-510 GAEB X81 - Datei	Feb 19, 2019	xml 2.8 kB	Download
Additional Information Technical explanations	Apr 3, 2019	pdf 2.1 MB	Download

CAD/CAE-Data

CAD data

2D/3D Models 222-510	URL	Download
----------------------	-----	----------

CAE data


EPLAN Data Portal 222-510	URL	Download
WSCAD Universe 222-510	URL	Download

Subject to changes. Please also observe the further product documentation!


WAGO Kontakttechnik GmbH & Co. KG
 Hansastr. 27
 32423 Minden
 Phone: +49571 887-0 | Fax: +49571 887-169
 Email: info.de@wago.com | Web: www.wago.com

Do you have any questions about our products?
 We are always happy to take your call at +49 (571) 887-44222.

Installation Notes



Snapping the angled DIN-rail adapter (222-510) onto the mounting carrier.



Snapping the angled DIN-rail adapter (222-510) onto the mounting carrier.

Subject to changes. Please also observe the further product documentation!