

**Data sheet | Item number: 231-122/008-000**

Female plug; 22-pole; snap-in mounting feet; 12 AWG max; pin spacing 5 mm; 1 conductor per pole; gray

[www.wago.com/231-122\\_008-000](http://www.wago.com/231-122_008-000)



Subject to changes. Please also observe the further product documentation!

WAGO Corporation  
Germantown, WI 53022  
Phone: 1-800-DIN-RAIL (346-7245) | Fax: (262) 255-6222  
Email: [info.us@wago.com](mailto:info.us@wago.com) | Web: [www.wago.us](http://www.wago.us)

Do you have any questions about our products?  
We are always happy to take your call at +49 (571) 887-44222.



Dimensions in mm

$L = (\text{pole no.} \times \text{pin spacing}) + 1.5 \text{ mm}$

2- to 3-pole female connectors – one latch only

## Item description

- Universal connection for all conductor types
- Easy cable pre-assembly and on-unit wiring via vertical and horizontal CAGE CLAMP® actuation
- Integrated test ports
- With coding fingers

Subject to changes. Please also observe the further product documentation!

WAGO Corporation  
Germantown, WI 53022  
Phone: 1-800-DIN-RAIL (346-7245) | Fax: (262) 255-6222  
Email: [info.us@wago.com](mailto:info.us@wago.com) | Web: [www.wago.us](http://www.wago.us)

Do you have any questions about our products?  
We are always happy to take your call at +49 (571) 887-44222.



## Data

### Notes

Safety information 1

The *MCS – MULTI CONNECTION SYSTEM* includes connectors without breaking capacity in accordance with DIN EN 61984. When used as intended, these connectors must not be connected /disconnected when live or under load. The circuit design should ensure header pins, which can be touched, are not live when unmated.

Variants:

Gold-plated or partially gold-plated contact surfaces  
Other versions (or variants) can be requested from WAGO Sales or configured at <https://configurator.wago.com/>

## Electrical data

### IEC Approvals

| Ratings per                 | IEC/EN 60664-1  |
|-----------------------------|---|
| Rated voltage (III / 3)     | 320 V   |
| Rated surge voltage (III/3) | 4 kV  |
| Rated voltage (III/2)       | 320 V   |
| Rated surge voltage (III/2) | 4 kV  |
| Nominal voltage (II/2)      | 630 V   |
| Rated surge voltage (II/2)  | 4 kV  |
| Rated current               | 16 A  |
| Legend (ratings)            | (III / 2) $\hat{=}$ Overvoltage category III / Pollution degree 2 |

### UL Approvals

| Approvals per                  | UL 1059 |
|--------------------------------|---------|
| Rated voltage UL (Use Group B) | 300 V   |
| Rated current UL (Use Group B) | 15 A    |
| Rated voltage UL (Use Group D) | 300 V   |
| Rated current UL (Use Group D) | 10 A    |

### Ratings per UL

|                       |       |
|-----------------------|-------|
| Rated voltage UL 1977 | 600 V |
| Rated current UL 1977 | 15 A  |

### CSA Approvals

| Approvals per | CSA |
|---------------|-----|
|---------------|-----|

Subject to changes. Please also observe the further product documentation!

WAGO Corporation  
Germantown, WI 53022  
Phone: 1-800-DIN-RAIL (346-7245) | Fax: (262) 255-6222  
Email: [info.us@wago.com](mailto:info.us@wago.com) | Web: [www.wago.us](http://www.wago.us)

Do you have any questions about our products?  
We are always happy to take your call at +49 (571) 887-44222.



|                                 |       |
|---------------------------------|-------|
| Rated voltage CSA (Use Group B) | 300 V |
| Rated current CSA (Use Group B) | 15 A  |
| Rated voltage CSA (Use Group D) | 300 V |
| Rated current CSA (Use Group D) | 10 A  |

### Connection data

|                                   |    |
|-----------------------------------|----|
| Total number of connection points | 22 |
| Total number of potentials        | 22 |
| Number of connection types        | 1  |
| Number of levels                  | 1  |

### Connection 1

|   |  |
|---|--|
| Connection technology                             | CAGE CLAMP®                                  |
| Actuation type                                    | Operating tool                               |
| Solid conductor                                   | 0.08 ... 2.5 mm <sup>2</sup> / 28 ... 12 AWG |
| Fine-stranded conductor                           | 0.08 ... 2.5 mm <sup>2</sup> / 28 ... 12 AWG |
| Fine-stranded conductor; with insulated ferrule   | 0.25 ... 1.5 mm <sup>2</sup>                 |
| Fine-stranded conductor; with uninsulated ferrule | 0.25 ... 2.5 mm <sup>2</sup>                 |
| Strip length                                      | 8 ... 9 mm / 0.31 ... 0.35 inch              |
| Number of poles                                   | 22   |
| Conductor entry direction to mating direction     | 0°   |

### Physical data

|                         |                      |
|-------------------------|----------------------|
| Pin spacing             | 5 mm / 0.197 inch    |
| Width                   | 111.5 mm / 4.39 inch |
| Height                  | 18.8 mm / 0.74 inch  |
| Height from the surface | 14.3 mm / 0.563 inch |
| Depth                   | 26.5 mm / 1.043 inch |

### Mechanical data

|                         |                                       |
|-------------------------|---------------------------------------|
| Housing sheet thickness | 0.6 ... 1.2 mm / 0.024 ... 0.047 inch |
| Mounting type           | Snap-in foot                          |
| Mounting type           | Panel mounting                        |

### Plug-in connection

|                                    |                         |
|------------------------------------|-------------------------|
| Contact type (pluggable connector) | Female connector/socket |
|------------------------------------|-------------------------|

Subject to changes. Please also observe the further product documentation!

|                               |               |
|-------------------------------|---------------|
| Connector (connection type)   | for conductor |
| Mismating protection          | No            |
| Locking of plug-in connection | Without       |

### Material data

|                             |                                   |
|-----------------------------|-----------------------------------|
| Color                       | gray                              |
| Material group              | I                                 |
| Insulation material         | Polyamide (PA66)                  |
| Flammability class per UL94 | V0                                |
| Clamping spring material    | Chrome nickel spring steel (CrNi) |
| Contact material            | Copper alloy                      |
| Contact plating             | tin-plated                        |
| Fire load                   | 0.557 MJ                          |
| Weight                      | 39.5 g                            |

### Environmental requirements


|                         |                |
|-------------------------|----------------|
| Limit temperature range | -60 ... +85 °C |
|-------------------------|----------------|

### Commercial data

|                       |                        |
|-----------------------|------------------------|
| Product Group         | 3 (Multi Conn. System) |
| PU (SPU)              | 10 Stück               |
| Packaging type        | box                    |
| Country of origin     | DE                     |
| GTIN                  | 4044918343039          |
| Customs tariff number | 8536694040             |

### Approvals / Certificates



#### Country specific Approvals

| Logo   | Approval                        | Additional Approval Text | Certificate name |
|--|---------------------------------|--------------------------|------------------|
|  | CB<br>DEKRA Certification B.V.  | IEC 61984                | NL-39756         |
|  | CSA<br>DEKRA Certification B.V. | C22.2                    | LR 18677-25      |



#### Ship Approvals

Subject to changes. Please also observe the further product documentation!



| Logo  | Approval  | Additional Approval Text | Certificate name         |
|---|---|--------------------------|--------------------------|
|   | <b>ABS</b><br>American Bureau of Shipping               | -                        | 19-<br>HG1869876-<br>PDA |
|  | <b>BV</b><br>Bureau Veritas S.A.                        | IEC 60998                | 11915/DO<br>BV           |
|   | <b>DNV GL</b><br>Det Norske Veritas, Germanischer Lloyd | -                        | TAE000016Z               |

**UL-Approvals**

| Logo  | Approval                                    | Additional Approval Text | Certificate name |
|---|---|--------------------------|------------------|
|   | <b>UL</b><br>Underwriters Laboratories Inc. | UL 1059                  | E45172           |
|  | <b>UR</b><br>Underwriters Laboratories Inc. | UL 1977                  | E45171           |

**Counterpart**



Item no. **231-622**  
Male connector; 22-pole; Pin spacing 5 mm; gray

[www.wago.com/231-622](http://www.wago.com/231-622)

**Optional accessories**

**Testing accessories**

Testing accessories



Item no.: **210-136**  
Test plug; 2 mm Ø; with 500 mm cable

[www.wago.com/210-136](http://www.wago.com/210-136)



Item no.: **231-661**  
Test plugs for female connectors; for 5 mm and 5.08 mm pin spacing; 2,50 mm<sup>2</sup>; light gray

[www.wago.com/231-661](http://www.wago.com/231-661)

**Cover**

Cover

Subject to changes. Please also observe the further product documentation!

WAGO Corporation  
Germantown, WI 53022  
Phone: 1-800-DIN-RAIL (346-7245) | Fax: (262) 255-6222  
Email: [info.us@wago.com](mailto:info.us@wago.com) | Web: [www.wago.us](http://www.wago.us)

Do you have any questions about our products?  
We are always happy to take your call at +49 (571) 887-44222.



**Item no.: 231-668**  
Lockout caps; for covering unused clamping units; gray

[www.wago.com/231-668](http://www.wago.com/231-668)

### Insulations stops

Insulation stop



**Item no.: 231-672**  
Insulation stop; 0.75 - 1 mm<sup>2</sup>; dark gray

[www.wago.com/231-672](http://www.wago.com/231-672)



**Item no.: 231-670**  
Insulation stop; 0.08-0.2 mm<sup>2</sup> / 0.2 mm<sup>2</sup> "s"; white

[www.wago.com/231-670](http://www.wago.com/231-670)



**Item no.: 231-671**  
Insulation stop; 0.25 - 0.5 mm<sup>2</sup>; light gray

[www.wago.com/231-671](http://www.wago.com/231-671)

### Jumpers

Jumper



**Item no.: 231-905**  
Jumper; for conductor entry; 5-way; insulated; gray

[www.wago.com/231-905](http://www.wago.com/231-905)



**Item no.: 231-903**  
Jumper; for conductor entry; 3-way; insulated; gray

[www.wago.com/231-903](http://www.wago.com/231-903)



**Item no.: 231-907**  
Jumper; for conductor entry; 7-way; insulated; gray

[www.wago.com/231-907](http://www.wago.com/231-907)



**Item no.: 231-910**  
Jumper; for conductor entry; 10-way; insulated; gray

[www.wago.com/231-910](http://www.wago.com/231-910)



**Item no.: 231-902**  
Jumper; for conductor entry; 2-way; insulated; gray

[www.wago.com/231-902](http://www.wago.com/231-902)

### Mounting adapter

Mounting accessories



**Item no.: 209-148**  
Multi mounting adapter; for DIN-35 rail; 25 mm wide; gray

[www.wago.com/209-148](http://www.wago.com/209-148)

### Mounting

Mounting accessories



**Item no.: 209-137**  
Mounting adapter; can be used as end stop; 6.5 mm wide; gray

[www.wago.com/209-137](http://www.wago.com/209-137)

### Ferrules

Ferrule



**Item no.: 216-101**

Subject to changes. Please also observe the further product documentation!

Ferrule; Sleeve for 0.5 mm<sup>2</sup> / AWG 22; uninsulated; electro-tin plated; silver-colored[www.wago.com/216-101](http://www.wago.com/216-101)**Item no.: 216-104**Ferrule; Sleeve for 1.5 mm<sup>2</sup> / AWG 16; uninsulated; electro-tin plated; silver-colored[www.wago.com/216-104](http://www.wago.com/216-104)**Item no.: 216-106**Ferrule; Sleeve for 2.5 mm<sup>2</sup> / AWG 14; uninsulated; electro-tin plated; silver-colored[www.wago.com/216-106](http://www.wago.com/216-106)**Item no.: 216-102**Ferrule; Sleeve for 0.75 mm<sup>2</sup> / AWG 20; uninsulated; electro-tin plated; silver-colored[www.wago.com/216-102](http://www.wago.com/216-102)**Item no.: 216-103**Ferrule; Sleeve for 1 mm<sup>2</sup> / AWG 18; uninsulated; electro-tin plated[www.wago.com/216-103](http://www.wago.com/216-103)**Item no.: 216-123**Ferrule; Sleeve for 1 mm<sup>2</sup> / AWG 18; uninsulated; electro-tin plated; silver-colored[www.wago.com/216-123](http://www.wago.com/216-123)**Item no.: 216-122**Ferrule; Sleeve for 0.75 mm<sup>2</sup> / AWG 20; uninsulated; electro-tin plated; silver-colored[www.wago.com/216-122](http://www.wago.com/216-122)**Item no.: 216-124**Ferrule; Sleeve for 1.5 mm<sup>2</sup> / AWG 16; uninsulated; electro-tin plated[www.wago.com/216-124](http://www.wago.com/216-124)**Item no.: 216-142**Ferrule; Sleeve for 0.75 mm<sup>2</sup> / 18 AWG; uninsulated; electro-tin plated; electrolytic copper; gastight crimped; acc. to DIN 46228, Part 1/08.92[www.wago.com/216-142](http://www.wago.com/216-142)**Item no.: 216-132**Ferrule; Sleeve for 0.34 mm<sup>2</sup> / AWG 24; uninsulated; electro-tin plated[www.wago.com/216-132](http://www.wago.com/216-132)**Item no.: 216-121**Ferrule; Sleeve for 0.5 mm<sup>2</sup> / AWG 22; uninsulated; electro-tin plated; silver-colored[www.wago.com/216-121](http://www.wago.com/216-121)**Item no.: 216-143**Ferrule; Sleeve for 1 mm<sup>2</sup> / AWG 18; uninsulated; electro-tin plated; electrolytic copper; gastight crimped; acc. to DIN 46228, Part 1/08.92[www.wago.com/216-143](http://www.wago.com/216-143)**Item no.: 216-131**Ferrule; Sleeve for 0.25 mm<sup>2</sup> / AWG 24; uninsulated; electro-tin plated; silver-colored[www.wago.com/216-131](http://www.wago.com/216-131)**Item no.: 216-141**Ferrule; Sleeve for 0.5 mm<sup>2</sup> / 20 AWG; uninsulated; electro-tin plated; electrolytic copper; gastight crimped; acc. to DIN 46228, Part 1/08.92[www.wago.com/216-141](http://www.wago.com/216-141)**Item no.: 216-152**Ferrule; Sleeve for 0.34 mm<sup>2</sup> / AWG 24; uninsulated; electro-tin plated[www.wago.com/216-152](http://www.wago.com/216-152)**Item no.: 216-203**Ferrule; Sleeve for 1 mm<sup>2</sup> / AWG 18; insulated; electro-tin plated; red[www.wago.com/216-203](http://www.wago.com/216-203)**Item no.: 216-202**Ferrule; Sleeve for 0.75 mm<sup>2</sup> / 18 AWG; insulated; electro-tin plated; gray[www.wago.com/216-202](http://www.wago.com/216-202)**Item no.: 216-151**Ferrule; Sleeve for 0.25 mm<sup>2</sup> / AWG 24; uninsulated; electro-tin plated[www.wago.com/216-151](http://www.wago.com/216-151)


Subject to changes. Please also observe the further product documentation!






|   |   |  |
|---|---|--|
|    | <b>Item no.: 216-204</b><br>Ferrule; Sleeve for 1.5 mm <sup>2</sup> / AWG 16; insulated; electro-tin plated; black  | <a href="http://www.wago.com/216-204">www.wago.com/216-204</a> |
|    | <b>Item no.: 216-144</b><br>Ferrule; Sleeve for 1.5 mm <sup>2</sup> / AWG 16; uninsulated; electro-tin plated; electrolytic copper; gastight crimped; acc. to DIN 46228, Part 1/08.92; silver-colored | <a href="http://www.wago.com/216-144">www.wago.com/216-144</a> |
|    | <b>Item no.: 216-201</b><br>Ferrule; Sleeve for 0.5 mm <sup>2</sup> / 20 AWG; insulated; electro-tin plated; white  | <a href="http://www.wago.com/216-201">www.wago.com/216-201</a> |
|    | <b>Item no.: 216-223</b><br>Ferrule; Sleeve for 1 mm <sup>2</sup> / AWG 18; insulated; electro-tin plated; red  | <a href="http://www.wago.com/216-223">www.wago.com/216-223</a> |
|    | <b>Item no.: 216-241</b><br>Ferrule; Sleeve for 0.5 mm <sup>2</sup> / 20 AWG; insulated; electro-tin plated; electrolytic copper; gastight crimped; acc. to DIN 46228, Part 4/09.90; white            | <a href="http://www.wago.com/216-241">www.wago.com/216-241</a> |
|    | <b>Item no.: 216-242</b><br>Ferrule; Sleeve for 0.75 mm <sup>2</sup> / 18 AWG; insulated; electro-tin plated; electrolytic copper; gastight crimped; acc. to DIN 46228, Part 4/09.90; gray            | <a href="http://www.wago.com/216-242">www.wago.com/216-242</a> |
|    | <b>Item no.: 216-222</b><br>Ferrule; Sleeve for 0.75 mm <sup>2</sup> / 18 AWG; insulated; electro-tin plated; gray  | <a href="http://www.wago.com/216-222">www.wago.com/216-222</a> |
|    | <b>Item no.: 216-221</b><br>Ferrule; Sleeve for 0.5 mm <sup>2</sup> / 20 AWG; insulated; electro-tin plated; white  | <a href="http://www.wago.com/216-221">www.wago.com/216-221</a> |
|    | <b>Item no.: 216-224</b><br>Ferrule; Sleeve for 1.5 mm <sup>2</sup> / AWG 16; insulated; electro-tin plated; black  | <a href="http://www.wago.com/216-224">www.wago.com/216-224</a> |
|  | <b>Item no.: 216-243</b><br>Ferrule; Sleeve for 1 mm <sup>2</sup> / AWG 18; insulated; electro-tin plated; electrolytic copper; gastight crimped; acc. to DIN 46228, Part 4/09.90; red                | <a href="http://www.wago.com/216-243">www.wago.com/216-243</a> |
|  | <b>Item no.: 216-244</b><br>Ferrule; Sleeve for 1.5 mm <sup>2</sup> / AWG 16; insulated; electro-tin plated; electrolytic copper; gastight crimped; acc. to DIN 46228, Part 4/09.90; black            | <a href="http://www.wago.com/216-244">www.wago.com/216-244</a> |
|  | <b>Item no.: 216-263</b><br>Ferrule; Sleeve for 1 mm <sup>2</sup> / AWG 18; insulated; electro-tin plated; electrolytic copper; gastight crimped; acc. to DIN 46228, Part 4/09.90; red                | <a href="http://www.wago.com/216-263">www.wago.com/216-263</a> |
|  | <b>Item no.: 216-264</b><br>Ferrule; Sleeve for 1.5 mm <sup>2</sup> / AWG 16; insulated; electro-tin plated; electrolytic copper; gastight crimped; acc. to DIN 46228, Part 4/09.90; black            | <a href="http://www.wago.com/216-264">www.wago.com/216-264</a> |
|  | <b>Item no.: 216-284</b><br>Ferrule; Sleeve for 1.5 mm <sup>2</sup> / AWG 16; insulated; electro-tin plated; electrolytic copper; gastight crimped; acc. to DIN 46228, Part 4/09.90; black            | <a href="http://www.wago.com/216-284">www.wago.com/216-284</a> |
|  | <b>Item no.: 216-262</b><br>Ferrule; Sleeve for 0.75 mm <sup>2</sup> / 18 AWG; insulated; electro-tin plated; electrolytic copper; gastight crimped; acc. to DIN 46228, Part 4/09.90; gray            | <a href="http://www.wago.com/216-262">www.wago.com/216-262</a> |
|  | <b>Item no.: 216-301</b><br>Ferrule; Sleeve for 0.25 mm <sup>2</sup> / AWG 24; insulated; electro-tin plated; yellow  | <a href="http://www.wago.com/216-301">www.wago.com/216-301</a> |
|  | <b>Item no.: 216-321</b><br>Ferrule; Sleeve for 0.25 mm <sup>2</sup> / AWG 24; insulated; electro-tin plated; yellow  | <a href="http://www.wago.com/216-321">www.wago.com/216-321</a> |


Subject to changes. Please also observe the further product documentation!


|   |   |  |
|---|---|--|
|  | <b>Item no.: 216-322</b><br>Ferrule; Sleeve for 0.34 mm <sup>2</sup> / 22 AWG; insulated; electro-tin plated; green | <a href="http://www.wago.com/216-322">www.wago.com/216-322</a> |
|---|---|--|

|   |   |  |
|---|---|--|
|  | <b>Item no.: 216-302</b><br>Ferrule; Sleeve for 0.34 mm <sup>2</sup> / 22 AWG; insulated; electro-tin plated; green | <a href="http://www.wago.com/216-302">www.wago.com/216-302</a> |
|---|---|--|

**Tools**


Operating tool


|  |  |  |
|--|--|--|
|  | <b>Item no.: 209-130</b><br>Operating tool; suitable for 264, 280 and 281 Series; 1-way; of insulating material; white | <a href="http://www.wago.com/209-130">www.wago.com/209-130</a> |
|--|--|--|

|  |   |  |
|--|---|--|
|  | <b>Item no.: 209-132</b><br>Operating tool; for connecting comb-style jumper bar; 2-way; of insulating material | <a href="http://www.wago.com/209-132">www.wago.com/209-132</a> |
|--|---|--|

|   |   |  |
|---|---|--|
|  | <b>Item no.: 231-159</b><br>Operating tool; natural | <a href="http://www.wago.com/231-159">www.wago.com/231-159</a> |
|---|---|--|

|   |   |  |
|---|---|--|
|  | <b>Item no.: 231-231</b><br>Combination operating tool; red | <a href="http://www.wago.com/231-231">www.wago.com/231-231</a> |
|---|---|--|

|  |  |  |
|--|--|--|
|  | <b>Item no.: 231-131</b><br>Operating tool; made of insulating material; 1-way; loose; white | <a href="http://www.wago.com/231-131">www.wago.com/231-131</a> |
|--|--|--|

|  |  |  |
|--|--|--|
|  | <b>Item no.: 231-291</b><br>Operating tool; made of insulating material; 1-way; loose; red | <a href="http://www.wago.com/231-291">www.wago.com/231-291</a> |
|--|--|--|

|  |   |  |
|--|---|--|
|  | <b>Item no.: 280-432</b><br>Operating tool; made of insulating material; 2-way; white | <a href="http://www.wago.com/280-432">www.wago.com/280-432</a> |
|--|---|--|

|  |  |  |
|--|--|--|
|  | <b>Item no.: 280-434</b><br>Operating tool; made of insulating material; 4-way | <a href="http://www.wago.com/280-434">www.wago.com/280-434</a> |
|--|--|--|

|  |  |  |
|--|--|--|
|  | <b>Item no.: 280-437</b><br>Operating tool; made of insulating material; 7-way | <a href="http://www.wago.com/280-437">www.wago.com/280-437</a> |
|--|--|--|

|  |   |  |
|--|---|--|
|  | <b>Item no.: 280-440</b><br>Operating tool; made of insulating material; 10-way | <a href="http://www.wago.com/280-440">www.wago.com/280-440</a> |
|--|---|--|

|   |  |  |
|---|--|--|
|  | <b>Item no.: 280-435</b><br>Operating tool; made of insulating material; 5-way; gray | <a href="http://www.wago.com/280-435">www.wago.com/280-435</a> |
|---|--|--|

|  |  |  |
|--|--|--|
|  | <b>Item no.: 280-436</b><br>Operating tool; made of insulating material; 6-way | <a href="http://www.wago.com/280-436">www.wago.com/280-436</a> |
|--|--|--|

|  |  |  |
|--|--|--|
|  | <b>Item no.: 280-438</b><br>Operating tool; made of insulating material; 8-way | <a href="http://www.wago.com/280-438">www.wago.com/280-438</a> |
|--|--|--|

|  |  |  |
|--|--|--|
|  | <b>Item no.: 280-433</b><br>Operating tool; made of insulating material; 3-way | <a href="http://www.wago.com/280-433">www.wago.com/280-433</a> |
|--|--|--|

**Marking accessories**

Subject to changes. Please also observe the further product documentation!



Marking strip

|   |  |
|---|--|
| <b>Item no.: 210-331/500-103</b><br>Marking strips; as a DIN A4 sheet; MARKED; 1-12 (300x); Height of marker strip: 2.3 mm/0.091 in; Strip length 182 mm; Horizontal marking; Self-adhesive; white  | <a href="http://www.wago.com/210-331/500-103">www.wago.com/210-331/500-103</a> |
| <b>Item no.: 210-331/500-104</b><br>Marking strips; as a DIN A4 sheet; MARKED; 13-24 (300x); Height of marker strip: 2.3 mm/0.091 in; Strip length 182 mm; Horizontal marking; Self-adhesive; white | <a href="http://www.wago.com/210-331/500-104">www.wago.com/210-331/500-104</a> |
| <b>Item no.: 210-332/500-202</b><br>Marking strips; as a DIN A4 sheet; MARKED; 1-16 (160x); Height of marker strip: 3 mm; Strip length 182 mm; Horizontal marking; Self-adhesive; white             | <a href="http://www.wago.com/210-332/500-202">www.wago.com/210-332/500-202</a> |
| <b>Item no.: 210-332/500-206</b><br>Marking strips; as a DIN A4 sheet; MARKED; 33-48 (160x); Height of marker strip: 3 mm; Strip length 182 mm; Horizontal marking; Self-adhesive; white            | <a href="http://www.wago.com/210-332/500-206">www.wago.com/210-332/500-206</a> |
| <b>Item no.: 210-332/500-205</b><br>Marking strips; as a DIN A4 sheet; MARKED; 1-32 (80x); Height of marker strip: 3 mm; Strip length 182 mm; Horizontal marking; Self-adhesive; white              | <a href="http://www.wago.com/210-332/500-205">www.wago.com/210-332/500-205</a> |
| <b>Item no.: 210-332/500-204</b><br>Marking strips; as a DIN A4 sheet; MARKED; 17-32 (160x); Height of marker strip: 3 mm; Strip length 182 mm; Horizontal marking; Self-adhesive; white            | <a href="http://www.wago.com/210-332/500-204">www.wago.com/210-332/500-204</a> |

Downloads

Documentation

Additional Information

|                        |            |               |          |
|------------------------|------------|---------------|----------|
| Technical explanations | 2019 Apr 3 | pdf<br>2.0 MB | Download |
|------------------------|------------|---------------|----------|

CAD files

CAD data

|                              |     |          |
|------------------------------|-----|----------|
| 2D/3D Models 231-122/008-000 | URL | Download |
|------------------------------|-----|----------|

CAE data

|                                   |     |          |
|-----------------------------------|-----|----------|
| EPLAN Data Portal 231-122/008-000 | URL | Download |
|-----------------------------------|-----|----------|

|                              |     |          |
|------------------------------|-----|----------|
| ZUKEN Portal 231-122/008-000 | URL | Download |
|------------------------------|-----|----------|

|                                   |     |          |
|-----------------------------------|-----|----------|
| EPLAN Data Portal 231-122/008-000 | URL | Download |
|-----------------------------------|-----|----------|

Subject to changes. Please also observe the further product documentation!

WAGO Corporation  
 Germantown, WI 53022  
 Phone: 1-800-DIN-RAIL (346-7245) | Fax: (262) 255-6222  
 Email: [info.us@wago.com](mailto:info.us@wago.com) | Web: [www.wago.us](http://www.wago.us)

Do you have any questions about our products?  
 We are always happy to take your call at +49 (571) 887-44222.

## Environmental Product Compliance

### Compliance Search


Environmental Product Compliance 231-122/008-000

URL


Download

1-conductor female connector; CAGE CLAMP®; 2.5 mm<sup>2</sup>; Pin spacing 5 mm; 22-pole;  
Snap-in mounting feet; 2,50 mm<sup>2</sup>; gray

## Installation Notes



Inserting a conductor via 3.5 mm screwdriver – CAGE CLAMP® actuation parallel to conductor entry.



Inserting a conductor via 3.5 mm screwdriver – CAGE CLAMP® actuation perpendicular to conductor entry.



Inserting a conductor into CAGE CLAMP® unit via operating lever (231-291).



Inserting a conductor via operating tool.

Subject to changes. Please also observe the further product documentation!



Coding a female connector by removing coding finger(s).



Testing – female connector with CAGE CLAMP®

Integrated test ports for testing perpendicular to conductor entry via 2 or 2.3 mm Ø test plug

### Installation



Male connector with strain relief plate



Strain relief housing shown with a male connector equipped with CAGE CLAMP®

Subject to changes. Please also observe the further product documentation!



Labeling via direct marking or self-adhesive strips.

## Product family

**MCS MIDI Classic**

[Show all products from the family](#)

Subject to changes. Please also observe the further product documentation!