


Data sheet | Item number: 231-208/026-000

Female plug; 8-pole; 12 AWG max; pin spacing 7.5 mm; 1 conductor per pole; gray



www.wago.com/231-208_026-000



Subject to changes. Please also observe the further product documentation!

WAGO Corporation
Germantown, WI 53022
Phone: 1-800-DIN-RAIL (346-7245) | Fax: (262) 255-6222
Email: info.us@wago.com | Web: www.wago.us

Do you have any questions about our products?
We are always happy to take your call at +49 (571) 887-44222.



Dimensions in mm

$L = (\text{pole no.} - 1) \times \text{pin spacing} + 5 \text{ mm} + 1.5 \text{ mm}$

2- to 3-pole female connectors – one latch only

Item description

- Universal connection for all conductor types
- Easy cable pre-assembly and on-unit wiring via vertical and horizontal CAGE CLAMP® actuation
- Integrated test ports
- With coding fingers

Subject to changes. Please also observe the further product documentation!

WAGO Corporation
Germantown, WI 53022
Phone: 1-800-DIN-RAIL (346-7245) | Fax: (262) 255-6222
Email: info.us@wago.com | Web: www.wago.us

Do you have any questions about our products?
We are always happy to take your call at +49 (571) 887-44222.



Data

Notes

Safety information 1

The *MCS – MULTI CONNECTION SYSTEM* includes connectors without breaking capacity in accordance with DIN EN 61984. When used as intended, these connectors must not be connected /disconnected when live or under load. The circuit design should ensure header pins, which can be touched, are not live when unmated.

Variants:

Gold-plated or partially gold-plated contact surfaces
Other versions (or variants) can be requested from WAGO Sales or configured at <https://configurator.wago.com/>

Electrical data

IEC Approvals

Ratings per	IEC/EN 60664-1
Rated voltage (III / 3)	500 V
Rated surge voltage (III/3)	6 kV
Rated voltage (III/2)	630 V
Rated surge voltage (III/2)	6 kV
Nominal voltage (II/2)	1000 V
Rated surge voltage (II/2)	6 kV
Rated current	16 A
Legend (ratings)	(III / 2) $\hat{=}$ Overvoltage category III / Pollution degree 2

UL Approvals

Approvals per	UL 1059
Rated voltage UL (Use Group B)	300 V
Rated current UL (Use Group B)	15 A
Rated voltage UL (Use Group D)	300 V
Rated current UL (Use Group D)	10 A

Ratings per UL

Rated voltage UL 1977	600 V
Rated current UL 1977	15 A

CSA Approvals

Approvals per	CSA
---------------	-----

Subject to changes. Please also observe the further product documentation!

WAGO Corporation
Germantown, WI 53022
Phone: 1-800-DIN-RAIL (346-7245) | Fax: (262) 255-6222
Email: info.us@wago.com | Web: www.wago.us

Do you have any questions about our products?
We are always happy to take your call at +49 (571) 887-44222.



Rated voltage CSA (Use Group B)	300 V
Rated current CSA (Use Group B)	15 A
Rated voltage CSA (Use Group D)	300 V
Rated current CSA (Use Group D)	10 A

Connection data

Total number of connection points	8
Total number of potentials	8
Number of connection types	1
Number of levels	1

Connection 1

Connection technology	CAGE CLAMP®
Actuation type	Operating tool
Solid conductor	0.08 ... 2.5 mm ² / 28 ... 12 AWG
Fine-stranded conductor	0.08 ... 2.5 mm ² / 28 ... 12 AWG
Fine-stranded conductor; with insulated ferrule	0.25 ... 1.5 mm ²
Fine-stranded conductor; with uninsulated ferrule	0.25 ... 2.5 mm ²
Strip length	8 ... 9 mm / 0.31 ... 0.35 inch
Number of poles	8
Conductor entry direction to mating direction	0°

Physical data

Pin spacing	7.5 mm / 0.295 inch
Width	59 mm / 2.323 inch
Height	14.3 mm / 0.563 inch
Depth	26.45 mm / 1.041 inch

Plug-in connection

Contact type (pluggable connector)	Female connector/socket
Connector (connection type)	for conductor
Mismating protection	No
Locking of plug-in connection	Without

Material data

Color	gray
-------	------

Subject to changes. Please also observe the further product documentation!



Material group	I
Insulation material	Polyamide (PA66)
Flammability class per UL94	V0
Clamping spring material	Chrome nickel spring steel (CrNi)
Contact material	Copper alloy
Contact plating	tin-plated
Fire load	0.274 MJ
Weight	16.7 g

Environmental requirements

Limit temperature range	-60 ... +85 °C
-------------------------	----------------

Commercial data

Product Group	3 (Multi Conn. System)
PU (SPU)	25 Stück
Packaging type	box
Country of origin	DE
GTIN	4044918344340
Customs tariff number	8536694040

Approvals / Certificates

Country specific Approvals

Logo	Approval	Additional Approval Text	Certificate name
	CB DEKRA Certification B.V.	IEC 61984	NL-39756
	CSA DEKRA Certification B.V.	C22.2	1466354
	KEMA/KEUR DEKRA Certification B.V.	EN 61984	2190761.01

Ship Approvals

Logo	Approval	Additional Approval Text	Certificate name
	ABS	-	19-

Subject to changes. Please also observe the further product documentation!

WAGO Corporation
 Germantown, WI 53022
 Phone: 1-800-DIN-RAIL (346-7245) | Fax: (262) 255-6222
 Email: info.us@wago.com | Web: www.wago.us

Do you have any questions about our products?
 We are always happy to take your call at +49 (571) 887-44222.



American Bureau of Shipping

HG1869876-PDA



BV
Bureau Veritas S.A.

IEC 60998



11915/DO
BV

DNV GL
Det Norske Veritas, Germanischer Lloyd

-

TAE000016Z

UL-Approvals

Logo	Approval	Additional Approval Text	Certificate name
	UR Underwriters Laboratories Inc.	UL 1059	E45172
	UR Underwriters Laboratories Inc.	UL 1977	E 45171

Counterpart



Item no.231-238/001-000
Male header; 8-pole; THT; 1.0 x 1.0 mm solder pin; straight; pin spacing 7.5 mm; gray

www.wago.com/231-238/001-000



Item no.231-268/001-000
Male header; 8-pole; THT; 1.2 x 1.2 mm solder pin; straight; pin spacing 7.5 mm; gray

www.wago.com/231-268/001-000



Item no.231-238/001-000/105-604/997-409
Male header; 8-pole; THR; 1.0 x 1.0 mm solder pin; straight; pin spacing 7.5 mm; in tape-and-reel packaging; black

www.wago.com/231-238/001-000/105-604/997-409



Item no.231-268/001-000/105-604
Male header; 8-pole; THR; 1.2 x 1.2 mm solder pin; straight; pin spacing 7.5 mm; black

www.wago.com/231-268/001-000/105-604



Item no.231-238/001-000/105-604
Male header; 8-pole; THR; 1.0 x 1.0 mm solder pin; straight; pin spacing 7.5 mm; black

www.wago.com/231-238/001-000/105-604

Item no.231-268/001-000/105-604/997-409

Subject to changes. Please also observe the further product documentation!



Male header; 8-pole; THR; 1.2 x 1.2 mm solder pin; straight; pin spacing 7.5 mm; in tape-and-reel packaging; black www.wago.com/231-268/001-000/105-604/997-409



Item no.231-838/001-000
THT male header; 1.0 x 1.0 mm solder pin; angled; Pin spacing 7.5 mm; 8-pole; gray www.wago.com/231-838/001-000



Item no.231-838/001-000/105-604/997-409
THR male header; 1.0 x 1.0 mm solder pin; angled; in tape-and-reel packaging; Pin spacing 7.5 mm; 8-pole; black www.wago.com/231-838/001-000/105-604/997-409



Item no.231-838/001-000/105-604
THR male header; 1.0 x 1.0 mm solder pin; angled; Pin spacing 7.5 mm; 8-pole; black www.wago.com/231-838/001-000/105-604



Item no.231-868/001-000
THT male header; 1.2 x 1.2 mm solder pin; angled; Pin spacing 7.5 mm; 8-pole; gray www.wago.com/231-868/001-000



Item no.231-868/001-000/105-604
THR male header; 1.2 x 1.2 mm solder pin; angled; Pin spacing 7.5 mm; 8-pole; black www.wago.com/231-868/001-000/105-604



Item no.231-868/001-000/105-604/997-409
THR male header; 1.2 x 1.2 mm solder pin; angled; in tape-and-reel packaging; Pin spacing 7.5 mm; 8-pole; black www.wago.com/231-868/001-000/105-604/997-409



Item no.232-568/007-000
Double pin header; DIN-35 rail mounting; 8-pole; Pin spacing 7.5 mm; gray www.wago.com/232-568/007-000



Item no.731-608
1-conductor male connector; CAGE CLAMP®; 2.5 mm²; Pin spacing 7.5 mm; 8-pole; 2,50 mm²; gray www.wago.com/731-608



Item no.731-608/114-000
1-conductor male connector; CAGE CLAMP®; 2.5 mm²; Pin spacing 7.5 mm; 8-pole; Snap-in flange; 2,50 mm²; gray www.wago.com/731-608/114-000



Item no.731-608/019-000
1-conductor male connector; CAGE CLAMP®; 2.5 mm²; Pin spacing 7.5 mm; 8-pole; clamping collar; 2,50 mm²; gray www.wago.com/731-608/019-000



Item no.731-608/018-000
1-conductor male connector; CAGE CLAMP®; 2.5 mm²; Pin spacing 7.5 mm; 8-pole; Snap-in mounting feet; 2,50 mm²; gray www.wago.com/731-608/018-000




Optional accessories

Tools













Operating tool



Subject to changes. Please also observe the further product documentation!

	<p>Item no.: 210-657 Operating tool; Blade: 3.5 x 0.5 mm; with a partially insulated shaft; short; multicoloured</p>	<p>www.wago.com/210-657</p>
	<p>Item no.: 210-720 Operating tool; Blade: 3.5 x 0.5 mm; with a partially insulated shaft; multicoloured</p>	<p>www.wago.com/210-720</p>
	<p>Item no.: 231-131 Operating tool; made of insulating material; 1-way; loose; white</p>	<p>www.wago.com/231-131</p>
	<p>Item no.: 231-291 Operating tool; made of insulating material; 1-way; loose; red</p>	<p>www.wago.com/231-291</p>

Ferrules

Ferrule		
	<p>Item no.: 216-101 Ferrule; Sleeve for 0.5 mm² / AWG 22; uninsulated; electro-tin plated; silver-colored</p>	<p>www.wago.com/216-101</p>
	<p>Item no.: 216-104 Ferrule; Sleeve for 1.5 mm² / AWG 16; uninsulated; electro-tin plated; silver-colored</p>	<p>www.wago.com/216-104</p>
	<p>Item no.: 216-106 Ferrule; Sleeve for 2.5 mm² / AWG 14; uninsulated; electro-tin plated; silver-colored</p>	<p>www.wago.com/216-106</p>
	<p>Item no.: 216-102 Ferrule; Sleeve for 0.75 mm² / AWG 20; uninsulated; electro-tin plated; silver-colored</p>	<p>www.wago.com/216-102</p>
	<p>Item no.: 216-103 Ferrule; Sleeve for 1 mm² / AWG 18; uninsulated; electro-tin plated</p>	<p>www.wago.com/216-103</p>
	<p>Item no.: 216-123 Ferrule; Sleeve for 1 mm² / AWG 18; uninsulated; electro-tin plated; silver-colored</p>	<p>www.wago.com/216-123</p>
	<p>Item no.: 216-122 Ferrule; Sleeve for 0.75 mm² / AWG 20; uninsulated; electro-tin plated; silver-colored</p>	<p>www.wago.com/216-122</p>
	<p>Item no.: 216-124 Ferrule; Sleeve for 1.5 mm² / AWG 16; uninsulated; electro-tin plated</p>	<p>www.wago.com/216-124</p>
	<p>Item no.: 216-142 Ferrule; Sleeve for 0.75 mm² / 18 AWG; uninsulated; electro-tin plated; electrolytic copper; gastight crimped; acc. to DIN 46228, Part 1/08.92</p>	<p>www.wago.com/216-142</p>
	<p>Item no.: 216-132 Ferrule; Sleeve for 0.34 mm² / AWG 24; uninsulated; electro-tin plated</p>	<p>www.wago.com/216-132</p>
	<p>Item no.: 216-121 Ferrule; Sleeve for 0.5 mm² / AWG 22; uninsulated; electro-tin plated; silver-colored</p>	<p>www.wago.com/216-121</p>
	<p>Item no.: 216-143 Ferrule; Sleeve for 1 mm² / AWG 18; uninsulated; electro-tin plated; electrolytic copper; gastight crimped; acc. to DIN 46228, Part 1/08.92</p>	<p>www.wago.com/216-143</p>
	<p>Item no.: 216-131</p>	


Subject to changes. Please also observe the further product documentation!





	Ferrule; Sleeve for 0.25 mm ² / AWG 24; uninsulated; electro-tin plated; silver-colored	www.wago.com/216-131
	Item no.: 216-141 Ferrule; Sleeve for 0.5 mm ² / 20 AWG; uninsulated; electro-tin plated; electrolytic copper; gastight crimped; acc. to DIN 46228, Part 1/08.92	www.wago.com/216-141
	Item no.: 216-152 Ferrule; Sleeve for 0.34 mm ² / AWG 24; uninsulated; electro-tin plated	www.wago.com/216-152
	Item no.: 216-203 Ferrule; Sleeve for 1 mm ² / AWG 18; insulated; electro-tin plated; red	www.wago.com/216-203
	Item no.: 216-202 Ferrule; Sleeve for 0.75 mm ² / 18 AWG; insulated; electro-tin plated; gray	www.wago.com/216-202
	Item no.: 216-151 Ferrule; Sleeve for 0.25 mm ² / AWG 24; uninsulated; electro-tin plated	www.wago.com/216-151
	Item no.: 216-204 Ferrule; Sleeve for 1.5 mm ² / AWG 16; insulated; electro-tin plated; black	www.wago.com/216-204
	Item no.: 216-144 Ferrule; Sleeve for 1.5 mm ² / AWG 16; uninsulated; electro-tin plated; electrolytic copper; gastight crimped; acc. to DIN 46228, Part 1/08.92; silver-colored	www.wago.com/216-144
	Item no.: 216-201 Ferrule; Sleeve for 0.5 mm ² / 20 AWG; insulated; electro-tin plated; white	www.wago.com/216-201
	Item no.: 216-223 Ferrule; Sleeve for 1 mm ² / AWG 18; insulated; electro-tin plated; red	www.wago.com/216-223
	Item no.: 216-241 Ferrule; Sleeve for 0.5 mm ² / 20 AWG; insulated; electro-tin plated; electrolytic copper; gastight crimped; acc. to DIN 46228, Part 4/09.90; white	www.wago.com/216-241
	Item no.: 216-242 Ferrule; Sleeve for 0.75 mm ² / 18 AWG; insulated; electro-tin plated; electrolytic copper; gastight crimped; acc. to DIN 46228, Part 4/09.90; gray	www.wago.com/216-242
	Item no.: 216-222 Ferrule; Sleeve for 0.75 mm ² / 18 AWG; insulated; electro-tin plated; gray	www.wago.com/216-222
	Item no.: 216-221 Ferrule; Sleeve for 0.5 mm ² / 20 AWG; insulated; electro-tin plated; white	www.wago.com/216-221
	Item no.: 216-224 Ferrule; Sleeve for 1.5 mm ² / AWG 16; insulated; electro-tin plated; black	www.wago.com/216-224
	Item no.: 216-243 Ferrule; Sleeve for 1 mm ² / AWG 18; insulated; electro-tin plated; electrolytic copper; gastight crimped; acc. to DIN 46228, Part 4/09.90; red	www.wago.com/216-243
	Item no.: 216-244 Ferrule; Sleeve for 1.5 mm ² / AWG 16; insulated; electro-tin plated; electrolytic copper; gastight crimped; acc. to DIN 46228, Part 4/09.90; black	www.wago.com/216-244
	Item no.: 216-263	


Subject to changes. Please also observe the further product documentation!


Ferrule; Sleeve for 1 mm² / AWG 18; insulated; electro-tin plated; electrolytic copper; gastight crimped; acc. to DIN 46228, Part 4/09.90; red www.wago.com/216-263


 **Item no.: 216-264**
 Ferrule; Sleeve for 1.5 mm² / AWG 16; insulated; electro-tin plated; electrolytic copper; gastight crimped; acc. to DIN 46228, Part 4/09.90; black www.wago.com/216-264


 **Item no.: 216-284**
 Ferrule; Sleeve for 1.5 mm² / AWG 16; insulated; electro-tin plated; electrolytic copper; gastight crimped; acc. to DIN 46228, Part 4/09.90; black www.wago.com/216-284

 **Item no.: 216-262**
 Ferrule; Sleeve for 0.75 mm² / 18 AWG; insulated; electro-tin plated; electrolytic copper; gastight crimped; acc. to DIN 46228, Part 4/09.90; gray www.wago.com/216-262

 **Item no.: 216-301**
 Ferrule; Sleeve for 0.25 mm² / AWG 24; insulated; electro-tin plated; yellow www.wago.com/216-301

 **Item no.: 216-321**
 Ferrule; Sleeve for 0.25 mm² / AWG 24; insulated; electro-tin plated; yellow www.wago.com/216-321


 **Item no.: 216-322**
 Ferrule; Sleeve for 0.34 mm² / 22 AWG; insulated; electro-tin plated; green www.wago.com/216-322

 **Item no.: 216-302**
 Ferrule; Sleeve for 0.34 mm² / 22 AWG; insulated; electro-tin plated; light turquoise www.wago.com/216-302

Testing accessories

Testing accessories

 **Item no.: 210-136**
 Test plug; 2 mm Ø; with 500 mm cable www.wago.com/210-136

 **Item no.: 231-662**
 Test plugs for female connectors; for 7.5 mm and 7.62 mm pin spacing; 2,50 mm²; light gray www.wago.com/231-662

Cover

Cover

 **Item no.: 231-668**
 Lockout caps; for covering unused clamping units; gray www.wago.com/231-668

Marking accessories

Marking strip

Item no.: 210-331/750-202
 Marking strips; as a DIN A4 sheet; MARKED; 1-16 (100x); Height of marker strip: 2.3 mm/0.091 in; Strip length 182 mm; Horizontal marking; Self-adhesive; white www.wago.com/210-331/750-202

Item no.: 210-332/750-020
 Marking strips; as a DIN A4 sheet; MARKED; 1-20 (80x); Height of marker strip: 3 mm; Strip length 182 mm; Horizontal marking; Self-adhesive; white www.wago.com/210-332/750-020

Insulations stops

Insulation stop

Subject to changes. Please also observe the further product documentation!



Item no.: 231-673
Insulation stop; 0.08-0.2 mm² / 0.2 mm² "s"; white

www.wago.com/231-673



Item no.: 231-674
Insulation stop; 0.25 - 0.5 mm²; light gray

www.wago.com/231-674



Item no.: 231-675
Insulation stop; 0.75 - 1 mm²; dark gray

www.wago.com/231-675

Downloads

Documentation

Additional Information

Technical explanations	2019 Apr 3	pdf 2.0 MB	Download
------------------------	------------	---------------	----------

CAD files

CAD data

2D/3D Models 231-208/026-000	URL	Download
------------------------------	-----	----------

CAE data

EPLAN Data Portal 231-208/026-000	URL	Download
-----------------------------------	-----	----------

ZUKEN Portal 231-208/026-000	URL	Download
------------------------------	-----	----------

EPLAN Data Portal 231-208/026-000	URL	Download
-----------------------------------	-----	----------

Environmental Product Compliance


Compliance Search

Environmental Product Compliance 231-208/026-000	URL	Download
--	-----	----------


1-conductor female connector; CAGE CLAMP®; 2.5 mm²; Pin spacing 7.5 mm; 8-pole; 2,50 mm²; gray

Subject to changes. Please also observe the further product documentation!

Installation Notes



Inserting a conductor via 3.5 mm screwdriver – CAGE CLAMP® actuation parallel to conductor entry.



Inserting a conductor via 3.5 mm screwdriver – CAGE CLAMP® actuation perpendicular to conductor entry.



Inserting a conductor into CAGE CLAMP® unit via operating lever (231-291).



Inserting a conductor via operating tool.



Coding a female connector by removing coding finger(s).

Subject to changes. Please also observe the further product documentation!



Testing – female connector with CAGE CLAMP®

Integrated test ports for testing perpendicular to conductor entry via 2 or 2.3 mm Ø test plug

Installation



Male connector with strain relief plate



Strain relief housing shown with a male connector equipped with CAGE CLAMP®

Marking

Subject to changes. Please also observe the further product documentation!



Labeling via direct marking or self-adhesive strips.

Product family

MCS MIDI Classic

[Show all products from the family](#)

Subject to changes. Please also observe the further product documentation!