


Data sheet | Item number: 231-432/001-000

Male header; 2-pole; THT; 1.0 x 1.0 mm solder pin; angled; pin spacing 5 mm;
gray



www.wago.com/231-432_001-000



Subject to changes. Please also observe the further product documentation!

WAGO Corporation
Germantown, WI 53022
Phone: 1-800-DIN-RAIL (346-7245) | Fax: (262) 255-6222
Email: info.us@wago.com | Web: www.wago.us

Do you have any questions about our products?
We are always happy to take your call at +49 (571) 887-44222.



Dimensions in mm

$$L = (\text{pole no.} - 1) \times \text{pin spacing} + 8.2 \text{ mm}$$

$$L_1 = L + 5 \text{ mm}$$

$$L_2 = L_1 + 7.4 \text{ mm}$$

Item description

- Horizontal or vertical PCB mounting via straight or angled solder pins
- Pin cross-section: 1 x 1 mm
- With coding fingers

Subject to changes. Please also observe the further product documentation!



Data

Notes

Safety information 1

The *MCS – MULTI CONNECTION SYSTEM* includes connectors without breaking capacity in accordance with DIN EN 61984. When used as intended, these connectors must not be connected /disconnected when live or under load. The circuit design should ensure header pins, which can be touched, are not live when unmated.

Variants:

Other pole numbers
3.8 mm pin projection for male headers with straight solder pins
Gold-plated or partially gold-plated contact surfaces
Other versions (or variants) can be requested from WAGO Sales or configured at <https://configurator.wago.com/>

Electrical data

IEC Approvals

Ratings per	IEC/EN 60664-1
Rated voltage (III / 3)	320 V
Rated surge voltage (III/3)	4 kV
Rated voltage (III/2)	320 V
Rated surge voltage (III/2)	4 kV
Nominal voltage (II/2)	630 V
Rated surge voltage (II/2)	4 kV
Rated current	12 A
Legend (ratings)	(III / 2) \triangleq Overvoltage category III / Pollution degree 2

UL Approvals

Approvals per	UL 1059
Rated voltage UL (Use Group B)	300 V
Rated current UL (Use Group B)	10 A
Rated voltage UL (Use Group D)	300 V
Rated current UL (Use Group D)	10 A

Ratings per UL

Rated voltage UL 1977	600 V
Rated current UL 1977	10 A

Subject to changes. Please also observe the further product documentation!

WAGO Corporation
Germantown, WI 53022
Phone: 1-800-DIN-RAIL (346-7245) | Fax: (262) 255-6222
Email: info.us@wago.com | Web: www.wago.us

Do you have any questions about our products?
We are always happy to take your call at +49 (571) 887-44222.



CSA Approvals

Approvals per	CSA
Rated voltage CSA (Use Group B)	300 V
Rated current CSA (Use Group B)	10 A
Rated voltage CSA (Use Group D)	300 V
Rated current CSA (Use Group D)	10 A

Connection data

Total number of potentials	2
Number of connection types	1
Number of levels	1

Connection 1

Number of poles	2
-----------------	---

Physical data

Pin spacing	5 mm / 0.197 inch
Width	13.2 mm / 0.52 inch
Height	12.2 mm / 0.48 inch
Height from the surface	8.4 mm / 0.331 inch
Depth	12 mm / 0.472 inch
Solder pin length	3.8 mm
Solder pin dimensions	1 x 1 mm
Drilled hole diameter with tolerance	1.4 ^(+0.1) mm

Plug-in connection

Contact type (pluggable connector)	Male connector/plug
Connector (connection type)	for PCB
Mismating protection	No
Mating direction to the PCB	0°
Locking of plug-in connection	Without

PCB contact

PCB Contact	THT
Solder pin arrangement	over the entire male connector (in-line)

Subject to changes. Please also observe the further product documentation!

Number of solder pins per potential	1
-------------------------------------	---

Material data

Color	gray
Material group	I
Insulation material	Polyamide (PA66)
Flammability class per UL94	V0
Contact material	Electrolytic copper (E _{Cu})
Contact plating	tin-plated
Fire load	0.016 MJ
Weight	0.9 g

Environmental requirements


Limit temperature range	-60 ... +100 °C
-------------------------	-----------------

Commercial data

Product Group	3 (Multi Conn. System)
PU (SPU)	200 Stück
Packaging type	box
Country of origin	PL
GTIN	4044918866040
Customs tariff number	8536694040

Approvals / Certificates

Country specific Approvals

Logo	Approval	Additional Approval Text	Certificate name
	CB DEKRA Certification B.V.	IEC 61984	NL-39756
	CSA DEKRA Certification B.V.	C22.2	LR 18677-25

Ship Approvals

Logo	Approval	Additional Approval Text	Certificate name
	ABS	-	19-

Subject to changes. Please also observe the further product documentation!



American Bureau of Shipping

HG1869876-PDA



BV
Bureau Veritas S.A.

IEC 60998



11915/DO
BV

DNV GL
Det Norske Veritas, Germanischer Lloyd

-

TAE000016Z

UL-Approvals






Logo	Approval	Additional Approval Text	Certificate name
	UL Underwriters Laboratories Inc.	UL 1059	E45172
	UR Underwriters Laboratories Inc.	UL 1977	E45171

Counterpart

	Item no.231-102/026-000 Female plug; 2-pole; 12 AWG max; pin spacing 5 mm; 1 conductor per pole; gray	www.wago.com/231-102/026-000
	Item no.231-2102/026-000 2-conductor female connector; Push-in CAGE CLAMP®; 2.5 mm²; Pin spacing 5 mm; 2-pole; with integrated end plate; 2,50 mm²; gray	www.wago.com/231-2102/026-000
	Item no.231-2102/037-000 2-conductor female connector; Push-in CAGE CLAMP®; 2.5 mm²; Pin spacing 5 mm; 2-pole; Lateral locking levers; 2,50 mm²; gray	www.wago.com/231-2102/037-000
	Item no.2231-102/031-000 Female plug; 2-pole; push-button; mounting flange; 12 AWG max; pin spacing 5 mm; 1-conductor per pole; gray	www.wago.com/2231-102/031-000
	Item no.2231-102/102-000 Female plug; 2-pole; push-button; with integrated end plate; 12 AWG max; pin spacing 5 mm; 1-conductor per pole; gray	www.wago.com/2231-102/102-000
	Item no.2231-102/037-000 Female plug; 2-pole; push-button; locking lever; 12 AWG max; pin spacing 5 mm; 1-conductor per pole; gray	www.wago.com/2231-102/037-000
	Item no.2231-102/026-000	www.wago.com/2231-102

Subject to changes. Please also observe the further product documentation!



	Female plug; 2-pole; push-button; s12 AWG max; pin spacing 5 mm; 1-conductor per pole; gray	/026-000
	Item no.231-102/031-000 Female plug; 2-pole; mounting flange; 12 AWG max; pin spacing 5 mm; 1 conductor per pole; gray	www.wago.com/231-102/031-000
	Item no.231-102/037-000 Female plug; 2-pole; locking lever; 12 AWG max; pin spacing 5 mm; 1 conductor per pole; gray	www.wago.com/231-102/037-000
	Item no.231-102/102-000 Female plug; 2-pole; with integrated end plate; 12 AWG max; pin spacing 5 mm; 1 conductor per pole; gray	www.wago.com/231-102/102-000
	Item no.232-102/026-000 1-conductor female connector, angled; CAGE CLAMP®; 2.5 mm²; Pin spacing 5 mm; 2-pole; 2,50 mm²; gray	www.wago.com/232-102/026-000
	Item no.232-202/026-000 1-conductor female connector, angled; CAGE CLAMP®; 2.5 mm²; Pin spacing 5 mm; 2-pole; 2,50 mm²; gray	www.wago.com/232-202/026-000

Optional accessories

Coding

Intermediate plate

	Item no.: 231-500 Spacer; for formation of groups; light gray	www.wago.com/231-500
---	---	--

Coding

	Item no.: 231-129 Coding key; snap-on type; light gray	www.wago.com/231-129
--	--	--

Downloads

Documentation

Additional Information

Technical explanations	2019 Apr 3	pdf 2.0 MB	Download
------------------------	------------	---------------	----------

CAD files

CAD data

2D/3D Models 231-432/001-000	URL	Download
------------------------------	-----	----------

CAE data

EPLAN Data Portal 231-432/001-000	URL	Download
-----------------------------------	-----	----------

Subject to changes. Please also observe the further product documentation!

WAGO Corporation
 Germantown, WI 53022
 Phone: 1-800-DIN-RAIL (346-7245) | Fax: (262) 255-6222
 Email: info.us@wago.com | Web: www.wago.us

Do you have any questions about our products?
 We are always happy to take your call at +49 (571) 887-44222.



EPLAN Data Portal 231-432/001-000	URL	Download
-----------------------------------	---------------------	--------------------------

ZUKEN Portal 231-432/001-000	URL	Download
------------------------------	---------------------	--------------------------

PCB Design

Symbol and Footprint 231-432/001-000	URL	Download
--------------------------------------	---------------------	--------------------------

CAX data for your PCB design, consisting of "schematic symbols and PCB footprints", allow easy integration of the WAGO component into your development environment.

Supported formats:

- Accel EDA 14 & 15
- Altium 6 to current version
- Cadence Allegro
- DesignSpark
- Eagle Libraries
- KiCad
- Mentor Graphics BoardStation
- Mentor Graphics Design Architect
- Mentor Graphics Design Expedition 99 and 2000
- OrCAD 9.X PCB and Capture
- PADS PowerPCB 3, 3.5, 4.X, and 5.X
- PADS PowerPCB and PowerLogic 3.0
- PCAD 2000, 2001, 2002, 2004, and 2006
- Pulsonix 8.5 or newer
- STL
- 3D STEP
- TARGET 3001!
- View Logic ViewDraw
- Quadcept
- Zuken CadStar 3 and 4
- Zuken CR-5000 and CR-8000

PCB Component Libraries (EDA), PCB CAD Library Ultra Librarian

Environmental Product Compliance


Compliance Search

Subject to changes. Please also observe the further product documentation!

WAGO Corporation
Germantown, WI 53022
Phone: 1-800-DIN-RAIL (346-7245) | Fax: (262) 255-6222
Email: info.us@wago.com | Web: www.wago.us

Do you have any questions about our products?
We are always happy to take your call at +49 (571) 887-44222.

Installation Notes



Coding a male header – fitting coding key(s).

Product family

MCS MIDI Classic

[Show all products from the family](#)

Subject to changes. Please also observe the further product documentation!