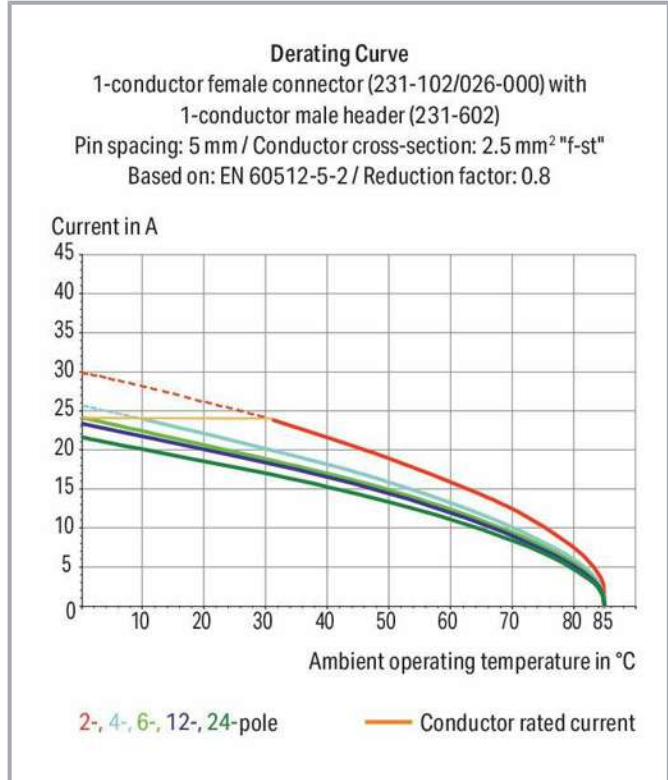



**Data sheet | Item number: 231-651**

Male connector; 21-pole; Pin spacing 5.08 mm ; orange

[www.wago.com/231-651](http://www.wago.com/231-651)



Subject to changes. Please also observe the further product documentation!

WAGO Corporation  
Germantown, WI 53022  
Phone: 1-800-DIN-RAIL (346-7245) | Fax: (262) 255-6222  
Email: [info.us@wago.com](mailto:info.us@wago.com) | Web: [www.wago.us](http://www.wago.us)

Do you have any questions about our products?  
We are always happy to take your call at +49 (571) 887-44222.



Dimensions in mm

$L = (\text{pole no.} - 1) \times \text{pin spacing} + 8.2 \text{ mm}$

$L_1 = L - 1.7 \text{ mm}$

$L_2 = L - 1.2 \text{ mm}$

## Item description

- Universal connection for all conductor types
- Easy cable pre-assembly and on-unit wiring via vertical and horizontal CAGE CLAMP® actuation
- For wire-to-wire and board-to-wire connections
- Versions available with snap-in mounting feet or flanges for panel or through-panel mounting

Subject to changes. Please also observe the further product documentation!



- With coding fingers

## Data Notes

### Safety information 1

The *MCS – MULTI CONNECTION SYSTEM* includes connectors without breaking capacity in accordance with DIN EN 61984. When used as intended, these connectors must not be connected /disconnected when live or under load. The circuit design should ensure header pins, which can be touched, are not live when unmated.

### Variants:

Other pole numbers  
Gold-plated or partially gold-plated contact surfaces  
Other versions (or variants) can be requested from WAGO Sales or configured at <https://configurator.wago.com/>

## Electrical data

### IEC Approvals

| Ratings per                 | IEC/EN 60664-1  |
|-----------------------------|---|
| Rated voltage (III / 3)     | 320 V   |
| Rated surge voltage (III/3) | 4 kV  |
| Rated voltage (III/2)       | 320 V   |
| Rated surge voltage (III/2) | 4 kV  |
| Nominal voltage (II/2)      | 630 V   |
| Rated surge voltage (II/2)  | 4 kV  |
| Rated current               | 12 A  |
| Legend (ratings)            | (III / 2) $\hat{=}$ Overvoltage category III / Pollution degree 2 |

### UL Approvals

| Approvals per                  | UL 1059 |
|--------------------------------|---------|
| Rated voltage UL (Use Group B) | 300 V   |
| Rated current UL (Use Group B) | 15 A    |
| Rated voltage UL (Use Group D) | 300 V   |
| Rated current UL (Use Group D) | 10 A    |

### Ratings per UL

|                       |       |
|-----------------------|-------|
| Rated voltage UL 1977 | 600 V |
| Rated current UL 1977 | 15 A  |

Subject to changes. Please also observe the further product documentation!

WAGO Corporation  
Germantown, WI 53022  
Phone: 1-800-DIN-RAIL (346-7245) | Fax: (262) 255-6222  
Email: [info.us@wago.com](mailto:info.us@wago.com) | Web: [www.wago.us](http://www.wago.us)

Do you have any questions about our products?  
We are always happy to take your call at +49 (571) 887-44222.



## CSA Approvals

| Approvals per                   | CSA   |
|---------------------------------|-------|
| Rated voltage CSA (Use Group B) | 300 V |
| Rated current CSA (Use Group B) | 15 A  |
| Rated voltage CSA (Use Group D) | 300 V |
| Rated current CSA (Use Group D) | 10 A  |

## Connection data

|                                   |    |
|-----------------------------------|----|
| Total number of connection points | 21 |
| Total number of potentials        | 21 |
| Number of connection types        | 1  |
| Number of levels                  | 1  |

## Connection 1

|   |  |
|---|--|
| Connection technology                             | CAGE CLAMP®                                  |
| Actuation type                                    | Operating tool                               |
| Solid conductor                                   | 0.08 ... 2.5 mm <sup>2</sup> / 28 ... 12 AWG |
| Fine-stranded conductor                           | 0.08 ... 2.5 mm <sup>2</sup> / 28 ... 12 AWG |
| Fine-stranded conductor; with insulated ferrule   | 0.25 ... 1.5 mm <sup>2</sup>                 |
| Fine-stranded conductor; with uninsulated ferrule | 0.25 ... 2.5 mm <sup>2</sup>                 |
| Strip length                                      | 8 ... 9 mm / 0.31 ... 0.35 inch              |
| Number of poles                                   | 21   |
| Conductor entry direction to mating direction     | 0°   |

## Physical data

|             |                        |
|-------------|------------------------|
| Pin spacing | 5.08 mm / 0.2 inch     |
| Width       | 109.88 mm / 4.326 inch |
| Height      | 14.3 mm / 0.563 inch   |
| Depth       | 27.5 mm / 1.083 inch   |

## Plug-in connection

|                                    |                     |
|------------------------------------|---------------------|
| Contact type (pluggable connector) | Male connector/plug |
| Connector (connection type)        | for conductor       |
| Mismating protection               | No                  |
| Locking of plug-in connection      | Without             |

Subject to changes. Please also observe the further product documentation!

## Material data

|                             |  |
|-----------------------------|--|
| Color                       | orange                                 |
| Material group              | I                                      |
| Insulation material         | Polyamide (PA66)                       |
| Flammability class per UL94 | V0                                     |
| Clamping spring material    | Chrome nickel spring steel (CrNi)      |
| Contact material            | Electrolytic copper (E <sub>Cu</sub> ) |
| Contact plating             | tin-plated                             |
| Fire load                   | 0.524 MJ                               |
| Weight                      | 32.3 g                                 |

## Environmental requirements



|                         |                 |
|-------------------------|-----------------|
| Limit temperature range | -60 ... +100 °C |
|-------------------------|-----------------|

## Commercial data

|                       |                        |
|-----------------------|------------------------|
| Product Group         | 3 (Multi Conn. System) |
| PU (SPU)              | 10 Stück               |
| Packaging type        | box                    |
| Country of origin     | DE                     |
| GTIN                  | 4044918261234          |
| Customs tariff number | 8536694040             |



## Approvals / Certificates

### Country specific Approvals



| Logo   | Approval                              | Additional Approval Text | Certificate name |
|--|---------------------------------------|--------------------------|------------------|
|  | CB<br>DEKRA Certification B.V.        | IEC 61984                | NL-39756         |
|  | CSA<br>DEKRA Certification B.V.       | C22.2                    | 1466354          |
|  | KEMA/KEUR<br>DEKRA Certification B.V. | EN 61984                 | 2190761.01       |

Subject to changes. Please also observe the further product documentation!






Ship Approvals

| Logo  | Approval  | Additional Approval Text | Certificate name         |
|---|---|--------------------------|--------------------------|
|   | <b>ABS</b><br>American Bureau of Shipping               | -                        | 19-<br>HG1869876-<br>PDA |
|   | <b>DNV GL</b><br>Det Norske Veritas, Germanischer Lloyd | -                        | TAE000016Z               |
|  | <b>LR</b><br>Lloyds Register                            | IEC 61984                | 96/20035<br>(E5)         |

UL-Approvals

| Logo   | Approval                                    | Additional Approval Text | Certificate name |
|--|---|--------------------------|------------------|
|    | <b>UL</b><br>UL International Germany GmbH  | UL 1977                  | E45171           |
|  | <b>UR</b><br>Underwriters Laboratories Inc. | UL 1059                  | E45172           |














Counterpart

|  |  |  |
|--|--|--|
|  | <b>Item no.2231-321/026-000</b><br>Female plug; 21-pole; push-button; 12 AWG max; pin spacing 5.08 mm;1-conductor per pole; orange                           | <a href="http://www.wago.com/2231-321/026-000">www.wago.com/2231-321/026-000</a> |
|  | <b>Item no.2231-321/008-000</b><br>Female plug; 21-pole; push-button; snap-in mounting feet;12 AWG max; pin spacing 5.08 mm;1-conductor per pole; orange     | <a href="http://www.wago.com/2231-321/008-000">www.wago.com/2231-321/008-000</a> |
|  | <b>Item no.2231-321/031-000</b><br>Female plug; 21-pole; push-button; mounting flange;12 AWG max; pin spacing 5.08 mm;1-conductor per pole; orange           | <a href="http://www.wago.com/2231-321/031-000">www.wago.com/2231-321/031-000</a> |
|  | <b>Item no.2231-321/102-000</b><br>Female plug; 21-pole; push-button; with integrated end plate;12 AWG max; pin spacing 5.08 mm;1-conductor per pole; orange | <a href="http://www.wago.com/2231-321/102-000">www.wago.com/2231-321/102-000</a> |
|  | <b>Item no.231-321/008-000</b><br>1-conductor female connector; CAGE CLAMP®; 2.5 mm²; Pin spacing 5.08 mm; 21-pole; Snap-in mounting feet; 2,50 mm²; orange  | <a href="http://www.wago.com/231-321/008-000">www.wago.com/231-321/008-000</a>   |

Subject to changes. Please also observe the further product documentation!

WAGO Corporation  
 Germantown, WI 53022  
 Phone: 1-800-DIN-RAIL (346-7245) | Fax: (262) 255-6222  
 Email: [info.us@wago.com](mailto:info.us@wago.com) | Web: [www.wago.us](http://www.wago.us)

Do you have any questions about our products?  
 We are always happy to take your call at +49 (571) 887-44222.

|  |   |  |
|--|---|--|
|    | <b>Item no.231-321/026-000</b><br>1-conductor female connector; CAGE CLAMP®; 2.5 mm²; Pin spacing 5.08 mm; 21-pole; 2,50 mm²; orange                            | <a href="http://www.wago.com/231-321/026-000">www.wago.com/231-321/026-000</a>   |
|    | <b>Item no.2231-321/037-000</b><br>Female plug; 21-pole; push-button; locking lever; 12 AWG max; pin spacing 5.08 mm; 1-conductor per pole; orange              | <a href="http://www.wago.com/2231-321/037-000">www.wago.com/2231-321/037-000</a> |
|    | <b>Item no.231-321/031-000</b><br>1-conductor female connector; CAGE CLAMP®; 2.5 mm²; Pin spacing 5.08 mm; 21-pole; clamping collar; 2,50 mm²; orange           | <a href="http://www.wago.com/231-321/031-000">www.wago.com/231-321/031-000</a>   |
|    | <b>Item no.231-321/037-000</b><br>1-conductor female connector; CAGE CLAMP®; 2.5 mm²; Pin spacing 5.08 mm; 21-pole; Lateral locking levers; 2,50 mm²; orange    | <a href="http://www.wago.com/231-321/037-000">www.wago.com/231-321/037-000</a>   |
|    | <b>Item no.231-322/027-000</b><br>1-conductor female connector; CAGE CLAMP®; 2.5 mm²; Pin spacing 5.08 mm; 22-pole; clamping collar; 2,50 mm²; orange           | <a href="http://www.wago.com/231-322/027-000">www.wago.com/231-322/027-000</a>   |
|    | <b>Item no.231-321/102-000</b><br>1-conductor female connector; CAGE CLAMP®; 2.5 mm²; Pin spacing 5.08 mm; 21-pole; with integrated end plate; 2,50 mm²; orange | <a href="http://www.wago.com/231-321/102-000">www.wago.com/231-321/102-000</a>   |
|     | <b>Item no.232-181</b><br>THT female header; straight; Pin spacing 5.08 mm; 21-pole; 0.6 x 1.0 mm solder pin; orange  | <a href="http://www.wago.com/232-181">www.wago.com/232-181</a>                   |
|  | <b>Item no.232-181/039-000</b><br>THT female header; straight; Pin spacing 5.08 mm; 21-pole; Locking lever; 0.6 x 1.0 mm solder pin; orange                     | <a href="http://www.wago.com/232-181/039-000">www.wago.com/232-181/039-000</a>   |
|  | <b>Item no.232-181/047-000</b><br>THT female header; straight; Pin spacing 5.08 mm; 21-pole; Spacer flange; 0.6 x 1.0 mm solder pin; orange                     | <a href="http://www.wago.com/232-181/047-000">www.wago.com/232-181/047-000</a>   |
|  | <b>Item no.232-181/031-000</b><br>THT female header; straight; Pin spacing 5.08 mm; 21-pole; clamping collar; 0.6 x 1.0 mm solder pin; orange                   | <a href="http://www.wago.com/232-181/031-000">www.wago.com/232-181/031-000</a>   |
|  | <b>Item no.232-281/031-000</b><br>THT female header; angled; Pin spacing 5.08 mm; 21-pole; clamping collar; 0.6 x 1.0 mm solder pin; orange                     | <a href="http://www.wago.com/232-281/031-000">www.wago.com/232-281/031-000</a>   |
|  | <b>Item no.232-281</b><br>THT female header; angled; Pin spacing 5.08 mm; 21-pole; 0.6 x 1.0 mm solder pin; orange  | <a href="http://www.wago.com/232-281">www.wago.com/232-281</a>                   |
|  | <b>Item no.232-281/047-000</b><br>THT female header; angled; Pin spacing 5.08 mm; 21-pole; Spacer flange; 0.6 x 1.0 mm solder pin; orange                       | <a href="http://www.wago.com/232-281/047-000">www.wago.com/232-281/047-000</a>   |

Subject to changes. Please also observe the further product documentation!



**Item no.232-281/039-000**

THT female header; angled; Pin spacing 5.08 mm; 21-pole; Locking lever; 0.6 x 1.0 mm solder pin; orange

[www.wago.com/232-281/039-000](http://www.wago.com/232-281/039-000)



**Item no.232-321/026-000**

1-conductor female connector, angled; CAGE CLAMP®; 2.5 mm<sup>2</sup>; Pin spacing 5.08 mm; 21-pole; 2,50 mm<sup>2</sup>; orange

[www.wago.com/232-321/026-000](http://www.wago.com/232-321/026-000)

## Optional accessories

### Jumpers

Jumper



**Item no.: 231-905**

Jumper; for conductor entry; 5-way; insulated; gray

[www.wago.com/231-905](http://www.wago.com/231-905)



**Item no.: 231-903**

Jumper; for conductor entry; 3-way; insulated; gray

[www.wago.com/231-903](http://www.wago.com/231-903)



**Item no.: 231-907**

Jumper; for conductor entry; 7-way; insulated; gray

[www.wago.com/231-907](http://www.wago.com/231-907)



**Item no.: 231-910**

Jumper; for conductor entry; 10-way; insulated; gray

[www.wago.com/231-910](http://www.wago.com/231-910)



**Item no.: 231-902**

Jumper; for conductor entry; 2-way; insulated; gray

[www.wago.com/231-902](http://www.wago.com/231-902)

### Coding

Coding



**Item no.: 231-129**

Coding key; snap-on type; light gray

[www.wago.com/231-129](http://www.wago.com/231-129)

### Ferrules

Ferrule



**Item no.: 216-101**

Ferrule; Sleeve for 0.5 mm<sup>2</sup> / AWG 22; uninsulated; electro-tin plated; silver-colored

[www.wago.com/216-101](http://www.wago.com/216-101)



**Item no.: 216-104**

Ferrule; Sleeve for 1.5 mm<sup>2</sup> / AWG 16; uninsulated; electro-tin plated; silver-colored

[www.wago.com/216-104](http://www.wago.com/216-104)



**Item no.: 216-106**

Ferrule; Sleeve for 2.5 mm<sup>2</sup> / AWG 14; uninsulated; electro-tin plated; silver-colored

[www.wago.com/216-106](http://www.wago.com/216-106)



**Item no.: 216-102**

Ferrule; Sleeve for 0.75 mm<sup>2</sup> / AWG 20; uninsulated; electro-tin plated; silver-colored

[www.wago.com/216-102](http://www.wago.com/216-102)



**Item no.: 216-103**

Ferrule; Sleeve for 1 mm<sup>2</sup> / AWG 18; uninsulated; electro-tin plated

[www.wago.com/216-103](http://www.wago.com/216-103)

Subject to changes. Please also observe the further product documentation!





|   |  |
|---|--|
| <b>Item no.: 216-123</b><br>Ferrule; Sleeve for 1 mm <sup>2</sup> / AWG 18; uninsulated; electro-tin plated; silver-colored   | <a href="http://www.wago.com/216-123">www.wago.com/216-123</a> |
| <b>Item no.: 216-122</b><br>Ferrule; Sleeve for 0.75 mm <sup>2</sup> / AWG 20; uninsulated; electro-tin plated; silver-colored  | <a href="http://www.wago.com/216-122">www.wago.com/216-122</a> |
| <b>Item no.: 216-124</b><br>Ferrule; Sleeve for 1.5 mm <sup>2</sup> / AWG 16; uninsulated; electro-tin plated   | <a href="http://www.wago.com/216-124">www.wago.com/216-124</a> |
| <b>Item no.: 216-142</b><br>Ferrule; Sleeve for 0.75 mm <sup>2</sup> / 18 AWG; uninsulated; electro-tin plated; electrolytic copper; gastight crimped; acc. to DIN 46228, Part 1/08.92                | <a href="http://www.wago.com/216-142">www.wago.com/216-142</a> |
| <b>Item no.: 216-132</b><br>Ferrule; Sleeve for 0.34 mm <sup>2</sup> / AWG 24; uninsulated; electro-tin plated  | <a href="http://www.wago.com/216-132">www.wago.com/216-132</a> |
| <b>Item no.: 216-121</b><br>Ferrule; Sleeve for 0.5 mm <sup>2</sup> / AWG 22; uninsulated; electro-tin plated; silver-colored   | <a href="http://www.wago.com/216-121">www.wago.com/216-121</a> |
| <b>Item no.: 216-143</b><br>Ferrule; Sleeve for 1 mm <sup>2</sup> / AWG 18; uninsulated; electro-tin plated; electrolytic copper; gastight crimped; acc. to DIN 46228, Part 1/08.92                   | <a href="http://www.wago.com/216-143">www.wago.com/216-143</a> |
| <b>Item no.: 216-131</b><br>Ferrule; Sleeve for 0.25 mm <sup>2</sup> / AWG 24; uninsulated; electro-tin plated; silver-colored  | <a href="http://www.wago.com/216-131">www.wago.com/216-131</a> |
| <b>Item no.: 216-141</b><br>Ferrule; Sleeve for 0.5 mm <sup>2</sup> / 20 AWG; uninsulated; electro-tin plated; electrolytic copper; gastight crimped; acc. to DIN 46228, Part 1/08.92                 | <a href="http://www.wago.com/216-141">www.wago.com/216-141</a> |
| <b>Item no.: 216-152</b><br>Ferrule; Sleeve for 0.34 mm <sup>2</sup> / AWG 24; uninsulated; electro-tin plated  | <a href="http://www.wago.com/216-152">www.wago.com/216-152</a> |
| <b>Item no.: 216-203</b><br>Ferrule; Sleeve for 1 mm <sup>2</sup> / AWG 18; insulated; electro-tin plated; red  | <a href="http://www.wago.com/216-203">www.wago.com/216-203</a> |
| <b>Item no.: 216-202</b><br>Ferrule; Sleeve for 0.75 mm <sup>2</sup> / 18 AWG; insulated; electro-tin plated; gray  | <a href="http://www.wago.com/216-202">www.wago.com/216-202</a> |
| <b>Item no.: 216-151</b><br>Ferrule; Sleeve for 0.25 mm <sup>2</sup> / AWG 24; uninsulated; electro-tin plated  | <a href="http://www.wago.com/216-151">www.wago.com/216-151</a> |
| <b>Item no.: 216-204</b><br>Ferrule; Sleeve for 1.5 mm <sup>2</sup> / AWG 16; insulated; electro-tin plated; black  | <a href="http://www.wago.com/216-204">www.wago.com/216-204</a> |
| <b>Item no.: 216-144</b><br>Ferrule; Sleeve for 1.5 mm <sup>2</sup> / AWG 16; uninsulated; electro-tin plated; electrolytic copper; gastight crimped; acc. to DIN 46228, Part 1/08.92; silver-colored | <a href="http://www.wago.com/216-144">www.wago.com/216-144</a> |
| <b>Item no.: 216-201</b><br>Ferrule; Sleeve for 0.5 mm <sup>2</sup> / 20 AWG; insulated; electro-tin plated; white  | <a href="http://www.wago.com/216-201">www.wago.com/216-201</a> |
| <b>Item no.: 216-223</b><br>Ferrule; Sleeve for 1 mm <sup>2</sup> / AWG 18; insulated; electro-tin plated; red  | <a href="http://www.wago.com/216-223">www.wago.com/216-223</a> |
| <b>Item no.: 216-241</b><br>Ferrule; Sleeve for 0.5 mm <sup>2</sup> / 20 AWG; insulated; electro-tin plated; electrolytic copper; gastight  | <a href="http://www.wago.com/216-241">www.wago.com/216-241</a> |



Subject to changes. Please also observe the further product documentation!

crimped; acc. to DIN 46228, Part 4/09.90; white


|   |  |  |
|---|--|--|
|    | <b>Item no.: 216-242</b><br>Ferrule; Sleeve for 0.75 mm <sup>2</sup> / 18 AWG; insulated; electro-tin plated; electrolytic copper; gastight crimped; acc. to DIN 46228, Part 4/09.90; gray | <a href="http://www.wago.com/216-242">www.wago.com/216-242</a> |
|    | <b>Item no.: 216-222</b><br>Ferrule; Sleeve for 0.75 mm <sup>2</sup> / 18 AWG; insulated; electro-tin plated; gray   | <a href="http://www.wago.com/216-222">www.wago.com/216-222</a> |
|    | <b>Item no.: 216-221</b><br>Ferrule; Sleeve for 0.5 mm <sup>2</sup> / 20 AWG; insulated; electro-tin plated; white   | <a href="http://www.wago.com/216-221">www.wago.com/216-221</a> |
|    | <b>Item no.: 216-224</b><br>Ferrule; Sleeve for 1.5 mm <sup>2</sup> / AWG 16; insulated; electro-tin plated; black   | <a href="http://www.wago.com/216-224">www.wago.com/216-224</a> |
|    | <b>Item no.: 216-243</b><br>Ferrule; Sleeve for 1 mm <sup>2</sup> / AWG 18; insulated; electro-tin plated; electrolytic copper; gastight crimped; acc. to DIN 46228, Part 4/09.90; red     | <a href="http://www.wago.com/216-243">www.wago.com/216-243</a> |
|    | <b>Item no.: 216-244</b><br>Ferrule; Sleeve for 1.5 mm <sup>2</sup> / AWG 16; insulated; electro-tin plated; electrolytic copper; gastight crimped; acc. to DIN 46228, Part 4/09.90; black | <a href="http://www.wago.com/216-244">www.wago.com/216-244</a> |
|    | <b>Item no.: 216-263</b><br>Ferrule; Sleeve for 1 mm <sup>2</sup> / AWG 18; insulated; electro-tin plated; electrolytic copper; gastight crimped; acc. to DIN 46228, Part 4/09.90; red     | <a href="http://www.wago.com/216-263">www.wago.com/216-263</a> |
|    | <b>Item no.: 216-264</b><br>Ferrule; Sleeve for 1.5 mm <sup>2</sup> / AWG 16; insulated; electro-tin plated; electrolytic copper; gastight crimped; acc. to DIN 46228, Part 4/09.90; black | <a href="http://www.wago.com/216-264">www.wago.com/216-264</a> |
|  | <b>Item no.: 216-284</b><br>Ferrule; Sleeve for 1.5 mm <sup>2</sup> / AWG 16; insulated; electro-tin plated; electrolytic copper; gastight crimped; acc. to DIN 46228, Part 4/09.90; black | <a href="http://www.wago.com/216-284">www.wago.com/216-284</a> |
|  | <b>Item no.: 216-262</b><br>Ferrule; Sleeve for 0.75 mm <sup>2</sup> / 18 AWG; insulated; electro-tin plated; electrolytic copper; gastight crimped; acc. to DIN 46228, Part 4/09.90; gray | <a href="http://www.wago.com/216-262">www.wago.com/216-262</a> |
|  | <b>Item no.: 216-301</b><br>Ferrule; Sleeve for 0.25 mm <sup>2</sup> / AWG 24; insulated; electro-tin plated; yellow   | <a href="http://www.wago.com/216-301">www.wago.com/216-301</a> |
|  | <b>Item no.: 216-321</b><br>Ferrule; Sleeve for 0.25 mm <sup>2</sup> / AWG 24; insulated; electro-tin plated; yellow   | <a href="http://www.wago.com/216-321">www.wago.com/216-321</a> |
|  | <b>Item no.: 216-322</b><br>Ferrule; Sleeve for 0.34 mm <sup>2</sup> / 22 AWG; insulated; electro-tin plated; green  | <a href="http://www.wago.com/216-322">www.wago.com/216-322</a> |
|  | <b>Item no.: 216-302</b><br>Ferrule; Sleeve for 0.34 mm <sup>2</sup> / 22 AWG; insulated; electro-tin plated; light turquoise  | <a href="http://www.wago.com/216-302">www.wago.com/216-302</a> |

## Tools




### Operating tool

|  |  |  |
|--|--|--|
|  | <b>Item no.: 209-130</b><br>Operating tool; suitable for 264, 280 and 281 Series; 1-way; of insulating material; white | <a href="http://www.wago.com/209-130">www.wago.com/209-130</a> |
|  | <b>Item no.: 209-132</b><br>Operating tool; for connecting comb-style jumper bar; 2-way; of insulating material        | <a href="http://www.wago.com/209-132">www.wago.com/209-132</a> |

Subject to changes. Please also observe the further product documentation!

|  |   |  |
|--|---|--|
|    | <b>Item no.: 210-657</b><br>Operating tool; Blade: 3.5 x 0.5 mm; with a partially insulated shaft; short; multicoloured | <a href="http://www.wago.com/210-657">www.wago.com/210-657</a> |
|    | <b>Item no.: 210-720</b><br>Operating tool; Blade: 3.5 x 0.5 mm; with a partially insulated shaft; multicoloured        | <a href="http://www.wago.com/210-720">www.wago.com/210-720</a> |
|    | <b>Item no.: 231-131</b><br>Operating tool; made of insulating material; 1-way; loose; white                            | <a href="http://www.wago.com/231-131">www.wago.com/231-131</a> |
|    | <b>Item no.: 231-291</b><br>Operating tool; made of insulating material; 1-way; loose; red                              | <a href="http://www.wago.com/231-291">www.wago.com/231-291</a> |
|    | <b>Item no.: 280-432</b><br>Operating tool; made of insulating material; 2-way; white                                   | <a href="http://www.wago.com/280-432">www.wago.com/280-432</a> |
|    | <b>Item no.: 280-434</b><br>Operating tool; made of insulating material; 4-way  | <a href="http://www.wago.com/280-434">www.wago.com/280-434</a> |
|    | <b>Item no.: 280-437</b><br>Operating tool; made of insulating material; 7-way  | <a href="http://www.wago.com/280-437">www.wago.com/280-437</a> |
|    | <b>Item no.: 280-440</b><br>Operating tool; made of insulating material; 10-way   | <a href="http://www.wago.com/280-440">www.wago.com/280-440</a> |
|   | <b>Item no.: 280-435</b><br>Operating tool; made of insulating material; 5-way; gray                                    | <a href="http://www.wago.com/280-435">www.wago.com/280-435</a> |
|  | <b>Item no.: 280-436</b><br>Operating tool; made of insulating material; 6-way  | <a href="http://www.wago.com/280-436">www.wago.com/280-436</a> |
|  | <b>Item no.: 280-438</b><br>Operating tool; made of insulating material; 8-way  | <a href="http://www.wago.com/280-438">www.wago.com/280-438</a> |
|  | <b>Item no.: 280-433</b><br>Operating tool; made of insulating material; 3-way  | <a href="http://www.wago.com/280-433">www.wago.com/280-433</a> |

**Marking accessories**

|  |   |  |
|--|---|--|
| <b>Marking strip</b>   |   |  |
|  | <b>Item no.: 210-331/508-103</b><br>Marking strips; as a DIN A4 sheet; MARKED; 1-12 (200x); Height of marker strip: 2.3 mm/0.091 in; Strip length 182 mm; Horizontal marking; Self-adhesive; white  | <a href="http://www.wago.com/210-331/508-103">www.wago.com/210-331/508-103</a> |
|  | <b>Item no.: 210-331/508-104</b><br>Marking strips; as a DIN A4 sheet; MARKED; 13-24 (200x); Height of marker strip: 2.3 mm/0.091 in; Strip length 182 mm; Horizontal marking; Self-adhesive; white | <a href="http://www.wago.com/210-331/508-104">www.wago.com/210-331/508-104</a> |
|  | <b>Item no.: 210-332/508-202</b><br>Marking strips; as a DIN A4 sheet; MARKED; 1-16 (160x); Height of marker strip: 3 mm; Strip length 182 mm; Horizontal marking; Self-adhesive; white             | <a href="http://www.wago.com/210-332/508-202">www.wago.com/210-332/508-202</a> |

Subject to changes. Please also observe the further product documentation!



Item no.: 210-332/508-204

Marking strips; as a DIN A4 sheet; MARKED; 17-32 (160x); Height of marker strip: 3 mm; Strip length 182 mm; Horizontal marking; Self-adhesive; white

[www.wago.com/210-332/508-204](http://www.wago.com/210-332/508-204)

Item no.: 210-332/508-206

Marking strips; as a DIN A4 sheet; MARKED; 33-48 (160x); Height of marker strip: 3 mm; Strip length 182 mm; Horizontal marking; Self-adhesive; white

[www.wago.com/210-332/508-206](http://www.wago.com/210-332/508-206)

Item no.: 210-332/508-205

Marking strips; as a DIN A4 sheet; MARKED; 1-32 (80x); Height of marker strip: 3 mm; Strip length 182 mm; Horizontal marking; Self-adhesive; white

[www.wago.com/210-332/508-205](http://www.wago.com/210-332/508-205)

Cover

Cover



Item no.: 231-669

Lockout caps; for covering unused clamping units; orange

[www.wago.com/231-669](http://www.wago.com/231-669)

Insulations stops

Insulation stop



Item no.: 231-672

Insulation stop; 0.75 - 1 mm<sup>2</sup>; dark gray

[www.wago.com/231-672](http://www.wago.com/231-672)



Item no.: 231-670

Insulation stop; 0.08-0.2 mm<sup>2</sup> / 0.2 mm<sup>2</sup> "s"; white

[www.wago.com/231-670](http://www.wago.com/231-670)



Item no.: 231-671

Insulation stop; 0.25 - 0.5 mm<sup>2</sup>; light gray

[www.wago.com/231-671](http://www.wago.com/231-671)

Downloads

Documentation

Additional Information

Technical explanations

2019 Apr 3

pdf  
2.0 MB

Download

CAD files

CAD data

2D/3D Models 231-651

URL

Download

CAE data

EPLAN Data Portal 231-651

Subject to changes. Please also observe the further product documentation!

WAGO Corporation  
Germantown, WI 53022  
Phone: 1-800-DIN-RAIL (346-7245) | Fax: (262) 255-6222  
Email: [info.us@wago.com](mailto:info.us@wago.com) | Web: [www.wago.us](http://www.wago.us)

Do you have any questions about our products?  
We are always happy to take your call at +49 (571) 887-44222.

[URL](#) [Download](#)

ZUKEN Portal 231-651

[URL](#) [Download](#)

## Environmental Product Compliance


### Compliance Search

Environmental Product Compliance 231-651


[URL](#) [Download](#)

1-conductor male connector; CAGE CLAMP®; 2.5 mm<sup>2</sup>; Pin spacing 5.08 mm; 21-pole; 2,50 mm<sup>2</sup>; orange

## Installation Notes



Inserting a conductor via 3.5 mm screwdriver – CAGE CLAMP® actuation parallel to conductor entry.



Inserting a conductor via 3.5 mm screwdriver – CAGE CLAMP® actuation perpendicular to conductor entry.




Inserting a conductor into CAGE CLAMP® unit via operating lever (231-291).




Inserting a conductor via operating tool.

## Coding

Subject to changes. Please also observe the further product documentation!




Coding a male header – fitting coding key(s).



Testing – female connector with CAGE CLAMP®

Integrated test ports for testing perpendicular to conductor entry via 2 or 2.3 mm Ø test plug

### Installation



Male connector with strain relief plate



Strain relief housing shown with a male connector equipped with CAGE CLAMP®

### Marking

Subject to changes. Please also observe the further product documentation!

Data sheet | Item number: 231-651

[www.wago.com/231-651](http://www.wago.com/231-651)



Labeling via direct marking or self-adhesive strips.

## Product family

**MCS MIDI Classic**

[Show all products from the family](#)

Subject to changes. Please also observe the further product documentation!

---

WAGO Corporation  
Germantown, WI 53022  
Phone: 1-800-DIN-RAIL (346-7245) | Fax: (262) 255-6222  
Email: [info.us@wago.com](mailto:info.us@wago.com) | Web: [www.wago.us](http://www.wago.us)

Do you have any questions about our products?  
We are always happy to take your call at +49 (571) 887-44222.