


Data sheet | Item number: 231-675
Insulation stop; 0.75 - 1 mm²; dark gray

www.wago.com/231-675



Data

Physical data

Pin spacing 7.5/7.62 mm / 0.295/0.3 inch

Mechanical data

Number of items per strip 5

Suitable for male and female connectors with CAGE CLAMP[®] or Push-in CAGE CLAMP[®] connection

Material data

Color dark gray

Subject to changes. Please also observe the further product documentation!

WAGO Corporation
Germantown, WI 53022
Phone: 1-800-DIN-RAIL (346-7245) | Fax: (262) 255-6222
Email: info.us@wago.com | Web: www.wago.us

Do you have any questions about our products?
We are always happy to take your call at +49 (571) 887-44222.




Fire load	0.007 MJ
Weight	0.2 g

Commercial data


Product Group	3 (Multi Conn. System)
PU (SPU)	200 Stück
Packaging type	box
Country of origin	DE
GTIN	4017332121217
Customs tariff number	3926909985

Approvals / Certificates

Country specific Approvals

Logo	Approval	Additional Approval Text	Certificate name
	CSA DEKRA Certification B.V.	C22.2	1466354

Ship Approvals

Logo	Approval	Additional Approval Text	Certificate name
	LR Lloyds Register	IEC 61984	96/20035 (E5)

Downloads

Documentation

Additional Information

Technical explanations	2019 Apr 3	pdf 2.0 MB	Download
------------------------	------------	---------------	----------

Environmental Product Compliance

Compliance Search

Environmental Product Compliance 231-675	URL	Download
--	-----	----------

Subject to changes. Please also observe the further product documentation!

Data sheet | Item number: 231-675

www.wago.com/231-675



Insulation stop; 0.75 - 1 mm²; dark gray


Installation Notes

Installation

Subject to changes. Please also observe the further product documentation!

WAGO Corporation
Germantown, WI 53022
Phone: 1-800-DIN-RAIL (346-7245) | Fax: (262) 255-6222
Email: info.us@wago.com | Web: www.wago.us

Do you have any questions about our products?
We are always happy to take your call at +49 (571) 887-44222.



The problem: Wiring programmable logic controllers and microprocessor-operated control circuits often relies on very small, fine-

stranded conductors. These conductors are highly flexible and deform when pushed against the conductor stop in terminal blocks. As a result, the conductor insulation – not the copper conductor – may be clamped, causing intermittent contact or no contact at all. Common to all terminal block types currently offered, this problem creates unnecessary downtime for troubleshooting. Insulation stops for connectors reliably ensure proper termination. Insulation stops automatically bundle the cores of fine-stranded conductors when inserted into the clamping unit, preventing splaying. This also limits the conductor entry to a defined cross sectional area – ensuring the actual conductor, not the insulation, will enter the clamping unit.

Insulation stops are available as dividable 5-pole strips for MCS MIDI Male and Female Connectors. Insulation stop usage will not affect the conductor strip lengths

for the aforementioned terminal strips.

Insulation stops are not suitable for panel-mount female connectors.

Subject to changes. Please also observe the further product documentation!