


**Data sheet | Item number: 231-708/037-000**

1-conductor female connector; CAGE CLAMP®; 2.5 mm<sup>2</sup>; Pin spacing 7.62 mm; 8-pole; Lateral locking levers; 2,50 mm<sup>2</sup>; orange

[www.wago.com/231-708\\_037-000](http://www.wago.com/231-708_037-000)



**i** Picture differs from the item.

Color: 



Subject to changes. Please also observe the further product documentation!

WAGO Corporation  
Germantown, WI 53022  
Phone: 1-800-DIN-RAIL (346-7245) | Fax: (262) 255-6222  
Email: [info.us@wago.com](mailto:info.us@wago.com) | Web: [www.wago.us](http://www.wago.us)

Do you have any questions about our products?  
We are always happy to take your call at +49 (571) 887-44222.



Dimensions in mm

$L = (\text{pole no.} - 1) \times \text{pin spacing} + 5.08 \text{ mm}$

2- to 3-pole female connectors – one latch only

## Item description

- Universal connection for all conductor types
- Easy cable pre-assembly and on-unit wiring via vertical and horizontal CAGE CLAMP® actuation
- Integrated test ports
- With coding fingers

Subject to changes. Please also observe the further product documentation!

---

WAGO Corporation  
Germantown, WI 53022  
Phone: 1-800-DIN-RAIL (346-7245) | Fax: (262) 255-6222  
Email: [info.us@wago.com](mailto:info.us@wago.com) | Web: [www.wago.us](http://www.wago.us)

Do you have any questions about our products?  
We are always happy to take your call at +49 (571) 887-44222.



## Data

### Notes

Safety information 1

The *MCS – MULTI CONNECTION SYSTEM* includes connectors without breaking capacity in accordance with DIN EN 61984. When used as intended, these connectors must not be connected /disconnected when live or under load. The circuit design should ensure header pins, which can be touched, are not live when unmated.

Variants:

Gold-plated or partially gold-plated contact surfaces  
Other versions (or variants) can be requested from WAGO Sales or configured at <https://configurator.wago.com/>

## Electrical data

### IEC Approvals

| Ratings per                 | IEC/EN 60664-1  |
|-----------------------------|---|
| Rated voltage (III / 3)     | 500 V   |
| Rated surge voltage (III/3) | 6 kV  |
| Rated voltage (III/2)       | 630 V   |
| Rated surge voltage (III/2) | 6 kV  |
| Nominal voltage (II/2)      | 1000 V  |
| Rated surge voltage (II/2)  | 6 kV  |
| Rated current               | 16 A  |
| Legend (ratings)            | (III / 2) $\hat{=}$ Overvoltage category III / Pollution degree 2 |

### UL Approvals

| Approvals per                  | UL 1059 |
|--------------------------------|---------|
| Rated voltage UL (Use Group B) | 300 V   |
| Rated current UL (Use Group B) | 15 A    |
| Rated voltage UL (Use Group D) | 300 V   |
| Rated current UL (Use Group D) | 10 A    |

### Ratings per UL

|                       |       |
|-----------------------|-------|
| Rated voltage UL 1977 | 600 V |
| Rated current UL 1977 | 15 A  |

### CSA Approvals

| Approvals per | CSA |
|---------------|-----|
|---------------|-----|

Subject to changes. Please also observe the further product documentation!

WAGO Corporation  
Germantown, WI 53022  
Phone: 1-800-DIN-RAIL (346-7245) | Fax: (262) 255-6222  
Email: [info.us@wago.com](mailto:info.us@wago.com) | Web: [www.wago.us](http://www.wago.us)

Do you have any questions about our products?  
We are always happy to take your call at +49 (571) 887-44222.



|                                 |       |
|---------------------------------|-------|
| Rated voltage CSA (Use Group B) | 300 V |
| Rated current CSA (Use Group B) | 15 A  |
| Rated voltage CSA (Use Group D) | 300 V |
| Rated current CSA (Use Group D) | 10 A  |

### Connection data

|                                   |   |
|-----------------------------------|---|
| Total number of connection points | 8 |
| Total number of potentials        | 8 |
| Number of connection types        | 1 |
| Number of levels                  | 1 |

### Connection 1

|   |  |
|---|--|
| Connection technology                             | CAGE CLAMP®                                  |
| Actuation type                                    | Operating tool                               |
| Solid conductor                                   | 0.08 ... 2.5 mm <sup>2</sup> / 28 ... 12 AWG |
| Fine-stranded conductor                           | 0.08 ... 2.5 mm <sup>2</sup> / 28 ... 12 AWG |
| Fine-stranded conductor; with insulated ferrule   | 0.25 ... 1.5 mm <sup>2</sup>                 |
| Fine-stranded conductor; with uninsulated ferrule | 0.25 ... 2.5 mm <sup>2</sup>                 |
| Strip length                                      | 8 ... 9 mm / 0.31 ... 0.35 inch              |
| Number of poles                                   | 8  |
| Conductor entry direction to mating direction     | 0°   |

### Physical data

|             |                       |
|-------------|-----------------------|
| Pin spacing | 7.62 mm / 0.3 inch    |
| Width       | 75.02 mm / 2.954 inch |
| Height      | 14.3 mm / 0.563 inch  |
| Depth       | 29.6 mm / 1.165 inch  |

### Plug-in connection

|                                    |                         |
|------------------------------------|-------------------------|
| Contact type (pluggable connector) | Female connector/socket |
| Connector (connection type)        | for conductor           |
| Mismating protection               | No                      |
| Locking of plug-in connection      | locking lever           |

### Material data

|       |        |
|-------|--------|
| Color | orange |
|-------|--------|

Subject to changes. Please also observe the further product documentation!

|                             |                                   |
|-----------------------------|-----------------------------------|
| Material group              | I                                 |
| Insulation material         | Polyamide (PA66)                  |
| Flammability class per UL94 | V0                                |
| Clamping spring material    | Chrome nickel spring steel (CrNi) |
| Contact material            | Copper alloy                      |
| Contact plating             | tin-plated                        |
| Fire load                   | 0.319 MJ                          |
| Weight                      | 18.2 g                            |

### Environmental requirements


|                         |                |
|-------------------------|----------------|
| Limit temperature range | -60 ... +85 °C |
|-------------------------|----------------|

### Commercial data


|                       |                        |
|-----------------------|------------------------|
| Product Group         | 3 (Multi Conn. System) |
| PU (SPU)              | 25 Stück               |
| Packaging type        | box                    |
| Country of origin     | DE                     |
| GTIN                  | 4044918376723          |
| Customs tariff number | 8536694040             |

### Approvals / Certificates

#### Country specific Approvals

| Logo   | Approval                               | Additional Approval Text | Certificate name |
|--|--|--------------------------|------------------|
|  | <b>CB</b><br>DEKRA Certification B.V.  | IEC 61984                | NL-39756         |
|  | <b>CSA</b><br>DEKRA Certification B.V. | C22.2                    | 1466354          |

#### Ship Approvals

| Logo   | Approval                                  | Additional Approval Text | Certificate name         |
|--|---|--------------------------|--------------------------|
|  | <b>ABS</b><br>American Bureau of Shipping | -                        | 19-<br>HG1869876-<br>PDA |
|  | <b>BV</b>                                 | IEC 60998                | 11915/DO                 |



Subject to changes. Please also observe the further product documentation!






Bureau Veritas S.A.

BV

### UL-Approvals


| Logo   | Approval                             | Additional Approval Text | Certificate name |
|--|--------------------------------------|--------------------------|------------------|
|  | UR<br>Underwriters Laboratories Inc. | UL 1977                  | E45171           |
|  | UR<br>Underwriters Laboratories Inc. | UL 1059                  | E45172           |

### Counterpart

|  |   |  |
|--|---|--|
|    | <b>Item no.731-638</b><br>1-conductor male connector; CAGE CLAMP®; 2.5 mm <sup>2</sup> ; Pin spacing 7.62 mm; 8-pole; 2,50 mm <sup>2</sup> ; orange | <a href="http://www.wago.com/731-638">www.wago.com/731-638</a>                 |
|  | <b>Item no.231-738/001-000</b><br>THT male header; 1.0 x 1.0 mm solder pin; straight; Pin spacing 7.62 mm; 8-pole; orange                           | <a href="http://www.wago.com/231-738/001-000">www.wago.com/231-738/001-000</a> |
|  | <b>Item no.231-938/001-000</b><br>THT male header; 1.0 x 1.0 mm solder pin; angled; Pin spacing 7.62 mm; 8-pole; orange                             | <a href="http://www.wago.com/231-938/001-000">www.wago.com/231-938/001-000</a> |

### Optional accessories

#### Insulations stops

| Insulation stop  |  |  |
|--|--|--|
|  | <b>Item no.: 231-673</b><br>Insulation stop; 0.08-0.2 mm <sup>2</sup> / 0.2 mm <sup>2</sup> "s"; white | <a href="http://www.wago.com/231-673">www.wago.com/231-673</a> |
|  | <b>Item no.: 231-674</b><br>Insulation stop; 0.25 - 0.5 mm <sup>2</sup> ; light gray                   | <a href="http://www.wago.com/231-674">www.wago.com/231-674</a> |

Subject to changes. Please also observe the further product documentation!



**Item no.: 231-675**  
Insulation stop; 0.75 - 1 mm<sup>2</sup>; dark gray

[www.wago.com/231-675](http://www.wago.com/231-675)

**Cover**

Cover



**Item no.: 231-669**  
Lockout caps; for covering unused clamping units; orange

[www.wago.com/231-669](http://www.wago.com/231-669)

**Tools**

Operating tool



**Item no.: 231-131**  
Operating tool; made of insulating material; 1-way; loose; white

[www.wago.com/231-131](http://www.wago.com/231-131)






**Item no.: 231-291**  
Operating tool; made of insulating material; 1-way; loose; red

[www.wago.com/231-291](http://www.wago.com/231-291)

**Ferrules**

Ferrule

|   |  |  |
|---|--|--|
|    | <b>Item no.: 216-101</b><br>Ferrule; Sleeve for 0.5 mm <sup>2</sup> / AWG 22; uninsulated; electro-tin plated; silver-colored  | <a href="http://www.wago.com/216-101">www.wago.com/216-101</a> |
|   | <b>Item no.: 216-104</b><br>Ferrule; Sleeve for 1.5 mm <sup>2</sup> / AWG 16; uninsulated; electro-tin plated; silver-colored  | <a href="http://www.wago.com/216-104">www.wago.com/216-104</a> |
|  | <b>Item no.: 216-106</b><br>Ferrule; Sleeve for 2.5 mm <sup>2</sup> / AWG 14; uninsulated; electro-tin plated; silver-colored  | <a href="http://www.wago.com/216-106">www.wago.com/216-106</a> |
|  | <b>Item no.: 216-102</b><br>Ferrule; Sleeve for 0.75 mm <sup>2</sup> / AWG 20; uninsulated; electro-tin plated; silver-colored   | <a href="http://www.wago.com/216-102">www.wago.com/216-102</a> |
|  | <b>Item no.: 216-103</b><br>Ferrule; Sleeve for 1 mm <sup>2</sup> / AWG 18; uninsulated; electro-tin plated  | <a href="http://www.wago.com/216-103">www.wago.com/216-103</a> |
|  | <b>Item no.: 216-123</b><br>Ferrule; Sleeve for 1 mm <sup>2</sup> / AWG 18; uninsulated; electro-tin plated; silver-colored  | <a href="http://www.wago.com/216-123">www.wago.com/216-123</a> |
|  | <b>Item no.: 216-122</b><br>Ferrule; Sleeve for 0.75 mm <sup>2</sup> / AWG 20; uninsulated; electro-tin plated; silver-colored   | <a href="http://www.wago.com/216-122">www.wago.com/216-122</a> |
|  | <b>Item no.: 216-124</b><br>Ferrule; Sleeve for 1.5 mm <sup>2</sup> / AWG 16; uninsulated; electro-tin plated  | <a href="http://www.wago.com/216-124">www.wago.com/216-124</a> |
|  | <b>Item no.: 216-142</b><br>Ferrule; Sleeve for 0.75 mm <sup>2</sup> / 18 AWG; uninsulated; electro-tin plated; electrolytic copper; gastight crimped; acc. to DIN 46228, Part 1/08.92 | <a href="http://www.wago.com/216-142">www.wago.com/216-142</a> |
|  | <b>Item no.: 216-132</b><br>Ferrule; Sleeve for 0.34 mm <sup>2</sup> / AWG 24; uninsulated; electro-tin plated   | <a href="http://www.wago.com/216-132">www.wago.com/216-132</a> |

Subject to changes. Please also observe the further product documentation!












|   |  |
|---|--|
| <b>Item no.: 216-121</b><br>Ferrule; Sleeve for 0.5 mm <sup>2</sup> / AWG 22; uninsulated; electro-tin plated; silver-colored   | <a href="http://www.wago.com/216-121">www.wago.com/216-121</a> |
| <b>Item no.: 216-143</b><br>Ferrule; Sleeve for 1 mm <sup>2</sup> / AWG 18; uninsulated; electro-tin plated; electrolytic copper; gastight crimped; acc. to DIN 46228, Part 1/08.92                   | <a href="http://www.wago.com/216-143">www.wago.com/216-143</a> |
| <b>Item no.: 216-131</b><br>Ferrule; Sleeve for 0.25 mm <sup>2</sup> / AWG 24; uninsulated; electro-tin plated; silver-colored  | <a href="http://www.wago.com/216-131">www.wago.com/216-131</a> |
| <b>Item no.: 216-141</b><br>Ferrule; Sleeve for 0.5 mm <sup>2</sup> / 20 AWG; uninsulated; electro-tin plated; electrolytic copper; gastight crimped; acc. to DIN 46228, Part 1/08.92                 | <a href="http://www.wago.com/216-141">www.wago.com/216-141</a> |
| <b>Item no.: 216-152</b><br>Ferrule; Sleeve for 0.34 mm <sup>2</sup> / AWG 24; uninsulated; electro-tin plated  | <a href="http://www.wago.com/216-152">www.wago.com/216-152</a> |
| <b>Item no.: 216-203</b><br>Ferrule; Sleeve for 1 mm <sup>2</sup> / AWG 18; insulated; electro-tin plated; red  | <a href="http://www.wago.com/216-203">www.wago.com/216-203</a> |
| <b>Item no.: 216-202</b><br>Ferrule; Sleeve for 0.75 mm <sup>2</sup> / 18 AWG; insulated; electro-tin plated; gray  | <a href="http://www.wago.com/216-202">www.wago.com/216-202</a> |
| <b>Item no.: 216-151</b><br>Ferrule; Sleeve for 0.25 mm <sup>2</sup> / AWG 24; uninsulated; electro-tin plated  | <a href="http://www.wago.com/216-151">www.wago.com/216-151</a> |
| <b>Item no.: 216-204</b><br>Ferrule; Sleeve for 1.5 mm <sup>2</sup> / AWG 16; insulated; electro-tin plated; black  | <a href="http://www.wago.com/216-204">www.wago.com/216-204</a> |
| <b>Item no.: 216-144</b><br>Ferrule; Sleeve for 1.5 mm <sup>2</sup> / AWG 16; uninsulated; electro-tin plated; electrolytic copper; gastight crimped; acc. to DIN 46228, Part 1/08.92; silver-colored | <a href="http://www.wago.com/216-144">www.wago.com/216-144</a> |
| <b>Item no.: 216-201</b><br>Ferrule; Sleeve for 0.5 mm <sup>2</sup> / 20 AWG; insulated; electro-tin plated; white  | <a href="http://www.wago.com/216-201">www.wago.com/216-201</a> |
| <b>Item no.: 216-223</b><br>Ferrule; Sleeve for 1 mm <sup>2</sup> / AWG 18; insulated; electro-tin plated; red  | <a href="http://www.wago.com/216-223">www.wago.com/216-223</a> |
| <b>Item no.: 216-241</b><br>Ferrule; Sleeve for 0.5 mm <sup>2</sup> / 20 AWG; insulated; electro-tin plated; electrolytic copper; gastight crimped; acc. to DIN 46228, Part 4/09.90; white            | <a href="http://www.wago.com/216-241">www.wago.com/216-241</a> |
| <b>Item no.: 216-242</b><br>Ferrule; Sleeve for 0.75 mm <sup>2</sup> / 18 AWG; insulated; electro-tin plated; electrolytic copper; gastight crimped; acc. to DIN 46228, Part 4/09.90; gray            | <a href="http://www.wago.com/216-242">www.wago.com/216-242</a> |
| <b>Item no.: 216-222</b><br>Ferrule; Sleeve for 0.75 mm <sup>2</sup> / 18 AWG; insulated; electro-tin plated; gray  | <a href="http://www.wago.com/216-222">www.wago.com/216-222</a> |
| <b>Item no.: 216-221</b><br>Ferrule; Sleeve for 0.5 mm <sup>2</sup> / 20 AWG; insulated; electro-tin plated; white  | <a href="http://www.wago.com/216-221">www.wago.com/216-221</a> |
| <b>Item no.: 216-224</b><br>Ferrule; Sleeve for 1.5 mm <sup>2</sup> / AWG 16; insulated; electro-tin plated; black  | <a href="http://www.wago.com/216-224">www.wago.com/216-224</a> |
| <b>Item no.: 216-243</b><br>Ferrule; Sleeve for 1 mm <sup>2</sup> / AWG 18; insulated; electro-tin plated; electrolytic copper; gastight crimped;   | <a href="http://www.wago.com/216-243">www.wago.com/216-243</a> |

Subject to changes. Please also observe the further product documentation!



acc. to DIN 46228, Part 4/09.90; red

|   |  |  |
|---|--|--|
|    | <b>Item no.: 216-244</b><br>Ferrule; Sleeve for 1.5 mm <sup>2</sup> / AWG 16; insulated; electro-tin plated; electrolytic copper; gastight crimped; acc. to DIN 46228, Part 4/09.90; black | <a href="http://www.wago.com/216-244">www.wago.com/216-244</a> |
|    | <b>Item no.: 216-263</b><br>Ferrule; Sleeve for 1 mm <sup>2</sup> / AWG 18; insulated; electro-tin plated; electrolytic copper; gastight crimped; acc. to DIN 46228, Part 4/09.90; red     | <a href="http://www.wago.com/216-263">www.wago.com/216-263</a> |
|    | <b>Item no.: 216-264</b><br>Ferrule; Sleeve for 1.5 mm <sup>2</sup> / AWG 16; insulated; electro-tin plated; electrolytic copper; gastight crimped; acc. to DIN 46228, Part 4/09.90; black | <a href="http://www.wago.com/216-264">www.wago.com/216-264</a> |
|    | <b>Item no.: 216-284</b><br>Ferrule; Sleeve for 1.5 mm <sup>2</sup> / AWG 16; insulated; electro-tin plated; electrolytic copper; gastight crimped; acc. to DIN 46228, Part 4/09.90; black | <a href="http://www.wago.com/216-284">www.wago.com/216-284</a> |
|    | <b>Item no.: 216-262</b><br>Ferrule; Sleeve for 0.75 mm <sup>2</sup> / 18 AWG; insulated; electro-tin plated; electrolytic copper; gastight crimped; acc. to DIN 46228, Part 4/09.90; gray | <a href="http://www.wago.com/216-262">www.wago.com/216-262</a> |
|    | <b>Item no.: 216-301</b><br>Ferrule; Sleeve for 0.25 mm <sup>2</sup> / AWG 24; insulated; electro-tin plated; yellow   | <a href="http://www.wago.com/216-301">www.wago.com/216-301</a> |
|    | <b>Item no.: 216-321</b><br>Ferrule; Sleeve for 0.25 mm <sup>2</sup> / AWG 24; insulated; electro-tin plated; yellow   | <a href="http://www.wago.com/216-321">www.wago.com/216-321</a> |
|   | <b>Item no.: 216-322</b><br>Ferrule; Sleeve for 0.34 mm <sup>2</sup> / 22 AWG; insulated; electro-tin plated; green  | <a href="http://www.wago.com/216-322">www.wago.com/216-322</a> |
|  | <b>Item no.: 216-302</b><br>Ferrule; Sleeve for 0.34 mm <sup>2</sup> / 22 AWG; insulated; electro-tin plated; light turquoise  | <a href="http://www.wago.com/216-302">www.wago.com/216-302</a> |



**Marking accessories**

## Marking strip

|  |  |  |
|--|--|--|
|  | <b>Item no.: 210-331/762-202</b><br>Marking strips; as a DIN A4 sheet; MARKED; 1-16 (100x); Height of marker strip: 2.3 mm/0.091 in; Strip length 182 mm; Horizontal marking; Self-adhesive; white | <a href="http://www.wago.com/210-331/762-202">www.wago.com/210-331/762-202</a> |
|  | <b>Item no.: 210-332/762-020</b><br>Marking strips; as a DIN A4 sheet; MARKED; 1-20 (80x); Height of marker strip: 3 mm; Strip length 182 mm; Horizontal marking; Self-adhesive; white             | <a href="http://www.wago.com/210-332/762-020">www.wago.com/210-332/762-020</a> |

**Testing accessories**

## Testing accessories

|  |   |  |
|--|---|--|
|  | <b>Item no.: 210-136</b><br>Test plug; 2 mm Ø; with 500 mm cable  | <a href="http://www.wago.com/210-136">www.wago.com/210-136</a> |
|  | <b>Item no.: 231-662</b><br>Test plugs for female connectors; for 7.5 mm and 7.62 mm pin spacing; 2,50 mm <sup>2</sup> ; light gray | <a href="http://www.wago.com/231-662">www.wago.com/231-662</a> |

Subject to changes. Please also observe the further product documentation!



## Downloads

### Documentation

#### Additional Information

|                        |            |               |          |
|------------------------|------------|---------------|----------|
| Technical explanations | 2019 Apr 3 | pdf<br>2.0 MB | Download |
|------------------------|------------|---------------|----------|

## CAD files

### CAE data

|                                   |     |          |
|-----------------------------------|-----|----------|
| EPLAN Data Portal 231-708/037-000 | URL | Download |
|-----------------------------------|-----|----------|

|                              |     |          |
|------------------------------|-----|----------|
| ZUKEN Portal 231-708/037-000 | URL | Download |
|------------------------------|-----|----------|

|                                   |     |          |
|-----------------------------------|-----|----------|
| EPLAN Data Portal 231-708/037-000 | URL | Download |
|-----------------------------------|-----|----------|

### CAD data

|                              |     |          |
|------------------------------|-----|----------|
| 2D/3D Models 231-708/037-000 | URL | Download |
|------------------------------|-----|----------|

## Environmental Product Compliance


### Compliance Search

|  |     |          |
|--|-----|----------|
| Environmental Product Compliance 231-708/037-000 | URL | Download |
|--|-----|----------|


1-conductor female connector; CAGE CLAMP®; 2.5 mm<sup>2</sup>; Pin spacing 7.62 mm; 8-pole; Lateral locking levers; 2,50 mm<sup>2</sup>; orange

## Installation Notes

Subject to changes. Please also observe the further product documentation!



Inserting a conductor via 3.5 mm screwdriver – CAGE CLAMP® actuation parallel to conductor entry.



Inserting a conductor via 3.5 mm screwdriver – CAGE CLAMP® actuation perpendicular to conductor entry.



Inserting a conductor into CAGE CLAMP® unit via operating lever (231-291).



Inserting a conductor via operating tool.



Coding a female connector by removing coding finger(s).


Subject to changes. Please also observe the further product documentation!




Testing – female connector with CAGE CLAMP®

Integrated test ports for testing perpendicular to conductor entry via 2 or 2.3 mm Ø test plug

#### Installation



Male connector with strain relief plate



Strain relief housing shown with a male connector equipped with CAGE CLAMP®

#### Marking

Subject to changes. Please also observe the further product documentation!



Labeling via direct marking or self-adhesive strips.

## Product family

**MCS MIDI Classic**

[Show all products from the family](#)

Subject to changes. Please also observe the further product documentation!