


Data sheet | Item number: 232-363

THT male header for double-deck assembly; 1.0 x 1.0 mm solder pin; angled;
Pin spacing 5.08 mm; 3-pole; orange

www.wago.com/232-363



Subject to changes. Please also observe the further product documentation!

WAGO Corporation
Germantown, WI 53022
Phone: 1-800-DIN-RAIL (346-7245) | Fax: (262) 255-6222
Email: info.us@wago.com | Web: www.wago.us

Do you have any questions about our products?
We are always happy to take your call at +49 (571) 887-44222.



Dimensions in mm

Length = (pole no. - 1) x pin spacing + 8.2 mm

The solder pins of the "lower" male headers are in line.

The solder pins of the "lower" female headers are staggered by half a pin spacing.

Item description

- Male headers for double-deck assembly provide high-density wiring for wire-to-board connections
- Horizontal PCB mounting
- Double-deck design allows male or female headers with angled solder pins to be placed on the lower deck
- Coding option available

Subject to changes. Please also observe the further product documentation!

WAGO Corporation
Germantown, WI 53022
Phone: 1-800-DIN-RAIL (346-7245) | Fax: (262) 255-6222
Email: info.us@wago.com | Web: www.wago.us

Do you have any questions about our products?
We are always happy to take your call at +49 (571) 887-44222.



Data

Notes

Safety information 1

The *MCS – MULTI CONNECTION SYSTEM* includes connectors without breaking capacity in accordance with DIN EN 61984. When used as intended, these connectors must not be connected /disconnected when live or under load. The circuit design should ensure header pins, which can be touched, are not live when unmated.

Variants:

Other pole numbers
Gold-plated or partially gold-plated contact surfaces
Other versions (or variants) can be requested from WAGO Sales or configured at <https://configurator.wago.com/>

Electrical data

IEC Approvals

| | |
|-----------------------------|---|
| Ratings per | IEC/EN 60664-1 |
| Rated voltage (III / 3) | 320 V |
| Rated surge voltage (III/3) | 4 kV |
| Rated voltage (III/2) | 320 V |
| Rated surge voltage (III/2) | 4 kV |
| Nominal voltage (II/2) | 630 V |
| Rated surge voltage (II/2) | 4 kV |
| Rated current | 12 A |
| Legend (ratings) | (III / 2) $\hat{=}$ Overvoltage category III / Pollution degree 2 |

UL Approvals

| | |
|--------------------------------|---------|
| Approvals per | UL 1059 |
| Rated voltage UL (Use Group B) | 300 V |
| Rated current UL (Use Group B) | 10 A |
| Rated voltage UL (Use Group D) | 300 V |
| Rated current UL (Use Group D) | 10 A |

Ratings per UL

| | |
|-----------------------|-------|
| Rated voltage UL 1977 | 600 V |
| Rated current UL 1977 | 10 A |

Subject to changes. Please also observe the further product documentation!

WAGO Corporation
Germantown, WI 53022
Phone: 1-800-DIN-RAIL (346-7245) | Fax: (262) 255-6222
Email: info.us@wago.com | Web: www.wago.us

Do you have any questions about our products?
We are always happy to take your call at +49 (571) 887-44222.



CSA Approvals

| Approvals per | CSA |
|---------------------------------|-------|
| Rated voltage CSA (Use Group B) | 300 V |
| Rated current CSA (Use Group B) | 10 A |
| Rated voltage CSA (Use Group D) | 300 V |
| Rated current CSA (Use Group D) | 10 A |

Connection data

| | |
|----------------------------|---|
| Total number of potentials | 3 |
| Number of connection types | 1 |
| Number of levels | 1 |

Connection 1

| | |
|-----------------|---|
| Number of poles | 3 |
|-----------------|---|

Physical data

| | |
|--------------------------------------|--------------------------|
| Pin spacing | 5.08 mm / 0.2 inch |
| Width | 18.44 mm / 0.726 inch |
| Height | 31 mm / 1.22 inch |
| Height from the surface | 26 mm / 1.024 inch |
| Depth | 17 mm / 0.669 inch |
| Solder pin length | 5 mm |
| Solder pin dimensions | 1 x 1 mm |
| Drilled hole diameter with tolerance | 1.4 ^(+0.1) mm |

Plug-in connection

| | |
|------------------------------------|-------------|
| Contact type (pluggable connector) | Male header |
| Connector (connection type) | for PCB |
| Mismating protection | No |
| Mating direction to the PCB | 0° |
| Locking of plug-in connection | Without |

PCB contact

| | |
|------------------------|--|
| PCB Contact | THT |
| Solder pin arrangement | over the entire male connector (in-line) |

Subject to changes. Please also observe the further product documentation!

| | |
|-------------------------------------|---|
| Number of solder pins per potential | 1 |
|-------------------------------------|---|

Material data

| | |
|-----------------------------|--|
| Color | orange |
| Material group | I |
| Insulation material | Polyamide (PA66) |
| Flammability class per UL94 | V0 |
| Contact material | Electrolytic copper (E _{Cu}) |
| Contact plating | tin-plated |
| Fire load | 0.078 MJ |
| Weight | 3.6 g |

Environmental requirements


| | |
|-------------------------|-----------------|
| Limit temperature range | -60 ... +100 °C |
|-------------------------|-----------------|

Commercial data

| | |
|-----------------------|------------------------|
| Product Group | 3 (Multi Conn. System) |
| PU (SPU) | 100 Stück |
| Packaging type | box |
| Country of origin | DE |
| GTIN | 4044918685542 |
| Customs tariff number | 8536694040 |

Approvals / Certificates

Country specific Approvals

| Logo | Approval | Additional Approval Text | Certificate name |
|--|--|--------------------------|------------------|
| | CB DEKRA Certification B.V. | IEC 61984 | NL-39756 |
|  | KEMA/KEUR DEKRA Certification B.V. | EN 61984 | 2190761.01 |

Ship Approvals

| Logo | Approval | Additional Approval Text | Certificate name |
|------|------------|--------------------------|------------------|
| | ABS | - | 19- |

Subject to changes. Please also observe the further product documentation!



American Bureau of Shipping



HG15869876-PDA

| | | |
|---|---|------------|
| DNV GL Det Norske Veritas, Germanischer Lloyd | - | TAE000016Z |
|---|---|------------|



| | | |
|------------------------------|-----------|---------------|
| LR Lloyds Register | IEC 61984 | 96/20035 (E5) |
|------------------------------|-----------|---------------|

UL-Approvals

| Logo | Approval | Additional Approval Text | Certificate name |
|--|---|--------------------------|------------------|
|  | UL UL International Germany GmbH | UL 1977 | E45171 |
|  | UR Underwriters Laboratories Inc. | UL 1059 | E45172 |

Counterpart



Item no.231-303/026-000
Female plug; 3-pole; 12 AWG max; pin spacing 5.08 mm; 1 conductor per pole; orange

www.wago.com/231-303/026-000

Optional accessories

Coding

Coding



Item no.: 231-160
Coding pin; for coding lower male headers; push-in type; light gray

www.wago.com/231-160



Item no.: 231-129
Coding key; snap-on type; light gray

www.wago.com/231-129

Downloads

Documentation

Additional Information

Subject to changes. Please also observe the further product documentation!

WAGO Corporation
Germantown, WI 53022
Phone: 1-800-DIN-RAIL (346-7245) | Fax: (262) 255-6222
Email: info.us@wago.com | Web: www.wago.us

Do you have any questions about our products?
We are always happy to take your call at +49 (571) 887-44222.



Technical explanations

2019 Apr 3

pdf
2.0 MB

[Download](#)

CAD files

CAD data

2D/3D Models 232-363

[URL](#)

[Download](#)

CAE data

EPLAN Data Portal 232-363

[URL](#)

[Download](#)

ZUKEN Portal 232-363

[URL](#)

[Download](#)

PCB Design

Symbol and Footprint 232-363

[URL](#)

[Download](#)

CAX data for your PCB design, consisting of "schematic symbols and PCB footprints", allow easy integration of the WAGO component into your development environment.

Supported formats:

- Accel EDA 14 & 15
- Altium 6 to current version
- Cadence Allegro
- DesignSpark
- Eagle Libraries
- KiCad
- Mentor Graphics BoardStation
- Mentor Graphics Design Architect
- Mentor Graphics Design Expedition 99 and 2000
- OrCAD 9.X PCB and Capture
- PADS PowerPCB 3, 3.5, 4.X, and 5.X
- PADS PowerPCB and PowerLogic 3.0
- PCAD 2000, 2001, 2002, 2004, and 2006
- Pulsonix 8.5 or newer
- STL
- 3D STEP
- TARGET 3001!
- View Logic ViewDraw

—
Subject to changes. Please also observe the further product documentation!

WAGO Corporation
Germantown, WI 53022
Phone: 1-800-DIN-RAIL (346-7245) | Fax: (262) 255-6222
Email: info.us@wago.com | Web: www.wago.us

Do you have any questions about our products?
We are always happy to take your call at +49 (571) 887-44222.

- Quadcept
- Zuken CadStar 3 and 4
- Zuken CR-5000 and CR-8000

PCB Component Libraries (EDA), PCB CAD Library Ultra Librarian

Environmental Product Compliance

Compliance Search


Environmental Product Compliance 232-363

URL

Download

THT male header for double-deck assembly; 1.0 x 1.0 mm solder pin; angled; Pin spacing 5.08 mm; 3-pole; orange

Installation Notes



Coding a male header – fitting coding key(s).

Product family

MCS MIDI Classic

[Show all products from the family](#)

Subject to changes. Please also observe the further product documentation!