


Data sheet | Item number: 232-746/039-000


THT female header; straight; Pin spacing 7.5 mm; 16-pole; Locking lever; 0.6 x 1.0 mm solder pin; gray

www.wago.com/232-746_039-000



i Picture differs from the item.


Color: —



Subject to changes. Please also observe the further product documentation!

WAGO Corporation
Germantown, WI 53022
Phone: 1-800-DIN-RAIL (346-7245) | Fax: (262) 255-6222
Email: info.us@wago.com | Web: www.wago.us

Do you have any questions about our products?
We are always happy to take your call at +49 (571) 887-44222.



Dimensions in mm

$L = (\text{pole no.} - 1) \times \text{pin spacing} + 5 \text{ mm}$

2- to 3-pole female connectors – one latch only

Item description

- Horizontal or vertical PCB mounting via straight or angled solder pins
- For board-to-board and board-to-wire connections
- Touch-proof PCB outputs
- Easy-to-identify PCB inputs and outputs
- With coding fingers

Subject to changes. Please also observe the further product documentation!

WAGO Corporation
Germantown, WI 53022
Phone: 1-800-DIN-RAIL (346-7245) | Fax: (262) 255-6222
Email: info.us@wago.com | Web: www.wago.us

Do you have any questions about our products?
We are always happy to take your call at +49 (571) 887-44222.



Data Notes

Safety information 1

The *MCS – MULTI CONNECTION SYSTEM* includes connectors without breaking capacity in accordance with DIN EN 61984. When used as intended, these connectors must not be connected /disconnected when live or under load. The circuit design should ensure header pins, which can be touched, are not live when unmated.

Electrical data

IEC Approvals

| | |
|-----------------------------|---|
| Ratings per | IEC/EN 60664-1 |
| Rated voltage (III / 3) | 500 V |
| Rated surge voltage (III/3) | 6 kV |
| Rated voltage (III/2) | 630 V |
| Rated surge voltage (III/2) | 6 kV |
| Nominal voltage (II/2) | 1000 V |
| Rated surge voltage (II/2) | 6 kV |
| Rated current | 12 A |
| Legend (ratings) | (III / 2) ≙ Overvoltage category III / Pollution degree 2 |

UL Approvals

| | |
|--------------------------------|---------|
| Approvals per | UL 1059 |
| Rated voltage UL (Use Group B) | 300 V |
| Rated current UL (Use Group B) | 15 A |
| Rated voltage UL (Use Group D) | 300 V |
| Rated current UL (Use Group D) | 10 A |

Ratings per UL

| | |
|-----------------------|-------|
| Rated voltage UL 1977 | 600 V |
| Rated current UL 1977 | 15 A |

CSA Approvals

| | |
|---------------------------------|-------|
| Approvals per | CSA |
| Rated voltage CSA (Use Group B) | 300 V |
| Rated current CSA (Use Group B) | 15 A |

Subject to changes. Please also observe the further product documentation!



| | |
|---------------------------------|-------|
| Rated voltage CSA (Use Group D) | 300 V |
| Rated current CSA (Use Group D) | 10 A |

Connection data

| | |
|----------------------------|----|
| Total number of potentials | 16 |
| Number of connection types | 1 |
| Number of levels | 1 |

Connection 1

| | |
|-----------------|----|
| Number of poles | 16 |
|-----------------|----|

Physical data

| | |
|--------------------------------------|--------------------------|
| Pin spacing | 7.5 mm / 0.295 inch |
| Width | 133.3 mm / 5.248 inch |
| Height | 23.25 mm / 0.915 inch |
| Height from the surface | 18.25 mm / 0.719 inch |
| Depth | 11.6 mm / 0.457 inch |
| Solder pin length | 5 mm |
| Solder pin dimensions | 0.6 x 1 mm |
| Drilled hole diameter with tolerance | 1.3 ^(+0.1) mm |

Plug-in connection

| | |
|------------------------------------|---------------|
| Contact type (pluggable connector) | Female header |
| Connector (connection type) | for PCB |
| Mismating protection | No |
| Mating direction to the PCB | 90° |
| Locking of plug-in connection | locking lever |

PCB contact

| | |
|-------------------------------------|--|
| PCB Contact | THT |
| Solder pin arrangement | over the entire female connector (in-line) |
| Number of solder pins per potential | 1 |

Material data

| | |
|-------|------|
| Color | gray |
|-------|------|

Subject to changes. Please also observe the further product documentation!

| | |
|-----------------------------|------------------|
| Material group | I |
| Insulation material | Polyamide (PA66) |
| Flammability class per UL94 | V0 |
| Contact material | Copper alloy |
| Contact plating | tin-plated |
| Fire load | 0.374 MJ |
| Weight | 18.5 g |

Environmental requirements



| | |
|-------------------------|----------------|
| Limit temperature range | -60 ... +85 °C |
|-------------------------|----------------|

Commercial data


| | |
|-----------------------|---------------|
| PU (SPU) | 10 Stück |
| Packaging type | box |
| Country of origin | DE |
| GTIN | 4055143759748 |
| Customs tariff number | 85366990990 |

Approvals / Certificates

Ship Approvals

| Logo | Approval | Additional Approval Text | Certificate name |
|---|---|--------------------------|---------------------------|
|  | ABS American Bureau of Shipping | - | 19- HG15869876- PDA |
|  | BV Bureau Veritas S.A. | IEC 60998 | 11915/D0 BV |
| | DNV GL Det Norske Veritas, Germanischer Lloyd | - | TAE000016Z |

UL-Approvals

| Logo | Approval | Additional Approval Text | Certificate name |
|--|---|--------------------------|------------------|
|  | UR Underwriters Laboratories Inc. | UL 1977 | E45171 |

Subject to changes. Please also observe the further product documentation!



UR
Underwriters Laboratories Inc.

UL 1059

E45172

Counterpart



Item no.731-616

1-conductor male connector; CAGE CLAMP®; 2.5 mm²; Pin spacing 7.5 mm; 16-pole; 2,50 mm²; gray

www.wago.com/731-616

Downloads

Documentation

Additional Information

| | | | |
|------------------------|------------|---------------|----------|
| Technical explanations | 2019 Apr 3 | pdf 2.0 MB | Download |
|------------------------|------------|---------------|----------|

CAD files

PCB Design

Symbol and Footprint 232-746/039-000 URL [Download](#)

CAX data for your PCB design, consisting of "schematic symbols and PCB footprints", allow easy integration of the WAGO component into your development environment.

Supported formats:

- Accel EDA 14 & 15
- Altium 6 to current version
- Cadence Allegro
- DesignSpark
- Eagle Libraries
- KiCad
- Mentor Graphics BoardStation
- Mentor Graphics Design Architect
- Mentor Graphics Design Expedition 99 and 2000
- OrCAD 9.X PCB and Capture
- PADS PowerPCB 3, 3.5, 4.X, and 5.X
- PADS PowerPCB and PowerLogic 3.0
- PCAD 2000, 2001, 2002, 2004, and 2006

Subject to changes. Please also observe the further product documentation!

WAGO Corporation
Germantown, WI 53022
Phone: 1-800-DIN-RAIL (346-7245) | Fax: (262) 255-6222
Email: info.us@wago.com | Web: www.wago.us

Do you have any questions about our products?
We are always happy to take your call at +49 (571) 887-44222.



- Pulsonix 8.5 or newer
- STL
- 3D STEP
- TARGET 3001!
- View Logic ViewDraw
- Quadcept
- Zuken CadStar 3 and 4
- Zuken CR-5000 and CR-8000

PCB Component Libraries (EDA), PCB CAD Library Ultra Librarian

CAE data

| | | |
|------------------------------|---------------------|--------------------------|
| ZUKEN Portal 232-746/039-000 | URL | Download |
|------------------------------|---------------------|--------------------------|

CAD data

| | | |
|------------------------------|---------------------|--------------------------|
| 2D/3D Models 232-746/039-000 | URL | Download |
|------------------------------|---------------------|--------------------------|

Environmental Product Compliance

Compliance Search

| | | |
|--|---------------------|--------------------------|
| Environmental Product Compliance 232-746/039-000 | URL | Download |
|--|---------------------|--------------------------|

THT female header; straight; Pin spacing 7.5 mm; 16-pole; Locking lever; 0.6 x 1.0 mm solder pin; gray

Installation Notes

Product family

MCS MIDI Classic

[Show all products from the family](#)

Subject to changes. Please also observe the further product documentation!

WAGO Corporation
Germantown, WI 53022
Phone: 1-800-DIN-RAIL (346-7245) | Fax: (262) 255-6222
Email: info.us@wago.com | Web: www.wago.us

Do you have any questions about our products?
We are always happy to take your call at +49 (571) 887-44222.