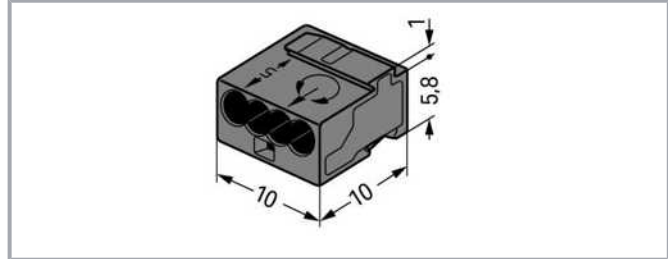


## Data sheet | Item number: 243-204

MICRO PUSH WIRE® connector for junction boxes; 4-conductor; AWG 22 - 18 solid; dark gray

[www.wago.com/243-204](http://www.wago.com/243-204)



### Data

#### Electrical data

#### IEC Approvals

Ratings per	EN 60664
Nominal voltage (II/2)	100 V
Rated surge voltage (II/2)	1.5 kV
Rated current	6 A
Legend (ratings)	(II / 2) $\triangleq$ Overvoltage category II / Pollution degree 2

#### Connection data

Total number of connection points	4
Total number of potentials	1
Number of connection types	1
Number of levels	1

Subject to changes. Please also observe the further product documentation!

WAGO Corporation  
Germantown, WI 53022  
Phone: 1-800-DIN-RAIL (346-7245) | Fax: (262) 255-6222  
Email: [info.us@wago.com](mailto:info.us@wago.com) | Web: [www.wago.us](http://www.wago.us)

Do you have any questions about our products?  
We are always happy to take your call at +49 (571) 887-44222.



## Connection 1

Connection technology	PUSH WIRE®
Actuation type	Push-in
Connectable conductor materials	Copper
Solid conductor	22 ... 20 AWG
Conductor diameter	0.6 ... 0.8 mm / 22 ... 20 AWG
Conductor diameter (note)	When using conductors of the same diameter, Ø 0.5 mm / 24 AWG or Ø 1 mm / 18 AWG are also possible.
Strip length	5 ... 6 mm / 0.2 ... 0.24 inch
Wiring direction	Side-entry wiring

## Physical data

Width	10 mm / 0.394 inch
Height	6.8 mm / 0.268 inch
Depth	10 mm / 0.394 inch

## Material data

Color	dark gray
Cover color	light gray
Fire load	0.012 MJ
Weight	0.8 g

## Environmental requirements

Surrounding air temperature (operation)	60 °C
Continuous operating temperature	105 °C

## Commercial data

PU (SPU)	1000 (100) Stück
Packaging type	box
Country of origin	DE
GTIN	4044918440585
Customs tariff number	8536904000

## Approvals / Certificates




### Country specific Approvals

Certificate



Subject to changes. Please also observe the further product documentation!

WAGO Corporation  
 Germantown, WI 53022  
 Phone: 1-800-DIN-RAIL (346-7245) | Fax: (262) 255-6222  
 Email: [info.us@wago.com](mailto:info.us@wago.com) | Web: [www.wago.us](http://www.wago.us)


Do you have any questions about our products?  
 We are always happy to take your call at +49 (571) 887-44222.

Logo	Approval	Additional Approval Text	name
	CCA DEKRA Certification B.V.	EN 60998	NTR NL 7812
	CSA DEKRA Certification B.V.	C22.2	70048857
	KEMA/KEUR DEKRA Certification B.V.	EN 60998	71- 112493

## Ship Approvals

Logo	Approval	Additional Approval Text	Certificate name
	ABS American Bureau of Shipping	-	18- HG1755093- PDA
	LR Lloyds Register	EN 60998	04/20013 (E8)

## UL-Approvals

Logo	Approval	Additional Approval Text	Certificate name
	UR Underwriters Laboratories Inc.	UL 1059	E45172

## Optional accessories

## Mounting adapter

Mounting accessories



Item no.: 243-112  
Mounting carrier; for 243 series connectors (4); orange

[www.wago.com/243-112](http://www.wago.com/243-112)

Subject to changes. Please also observe the further product documentation!



Item no.: 243-113  
Mounting carrier; for 243 series connectors (6); orange

## Downloads

### Documentation

#### Bid Text

243-204 X81 - Datei	2019 Feb 19	xml 3.3 kB	Download
------------------------	-------------	---------------	----------

243-204 doc - Datei	2017 May 17	doc 25.6 kB	Download
------------------------	-------------	----------------	----------

#### Additional Information

		pdf 125.0 kB	Download
Technical explanations		pdf 2.2 MB	Download

## CAD files

### CAD data

2D/3D Models 243-204		URL	Download
----------------------	--	-----	----------

### CAE data

EPLAN Data Portal 243-204		URL	Download
---------------------------	--	-----	----------

WSCAD Universe 243-204		URL	Download
------------------------	--	-----	----------

ZUKEN Portal 243-204		URL	Download
----------------------	--	-----	----------

## Environmental Product Compliance

### Compliance Search


Environmental Product Compliance 243-204		URL	Download
--	--	-----	----------

MICRO PUSH WIRE® connector for junction boxes; for solid conductors; 0.8 mm Ø; 4-conductor; dark gray housing; light gray cover; Surrounding air temperature: max 60° C; 0,80 mm²; dark gray


Subject to changes. Please also observe the further product documentation!

## Installation Notes


### Conductor termination



Strip solid conductors to 5 ... 6 mm (0.19 ... 0.23 inch).



Termination: Insert the stripped solid conductor until it hits the backstop.



Removal: Hold conductor to be removed and twist alternately left and right while pulling the connector.

### Installation



### Connector strips:

Assembling modular connectors into connector strips.

### Commoning

Subject to changes. Please also observe the further product documentation!



Commoned connector strips

### Testing



Testing via test port opposite to conductor entry.



Subject to changes. Please also observe the further product documentation!