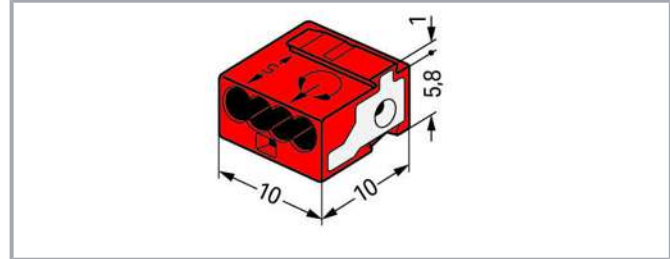



Data sheet | Item number: 243-814

4-conductor modular PCB connector; PUSH WIRE®; 0.8 mm Ø; Pin spacing 5.75 mm; 1-pole; for individual solder pins; for KNX; red

www.wago.com/243-814



Data

Connection data

Connection 1

Connection technology	PUSH WIRE®
Conductor diameter	0.6 ... 0.8 mm
Conductor diameter (note)	When using different conductor diameters
Strip length	5 ... 6 mm / 0.2 ... 0.24 inch
Number of poles	8

Connection 2

Conductor diameter 2	1 mm
Conductor diameter (note) 2	When using identical conductor diameters

Approvals / Certificates

Country specific Approvals

Logo	Approval	Additional Approval Text	Certificate name
	CCA DEKRA Certification B.V.	EN 60998	NTR NL 7812

Subject to changes. Please also observe the further product documentation!

WAGO Corporation
Germantown, WI 53022
Phone: 1-800-DIN-RAIL (346-7245) | Fax: (262) 255-6222
Email: info.us@wago.com | Web: www.wago.us

Do you have any questions about our products?
We are always happy to take your call at +49 (571) 887-44222.



CCA



CSA
DEKRA Certification B.V.

C22.2

70048857




KEMA/KEUR
DEKRA Certification B.V.

EN 60998

71-
112493

UL-Approvals

Logo	Approval	Additional Approval Text	Certificate name
	UR Underwriters Laboratories Inc.	UL 1059	E45172

Downloads

Documentation

Additional Information

Technical explanations	2019 Apr 3	pdf 2.0 MB	Download
------------------------	------------	---------------	----------

Installation Notes

Subject to changes. Please also observe the further product documentation!

WAGO Corporation
Germantown, WI 53022
Phone: 1-800-DIN-RAIL (346-7245) | Fax: (262) 255-6222
Email: info.us@wago.com | Web: www.wago.us

Do you have any questions about our products?
We are always happy to take your call at +49 (571) 887-44222.