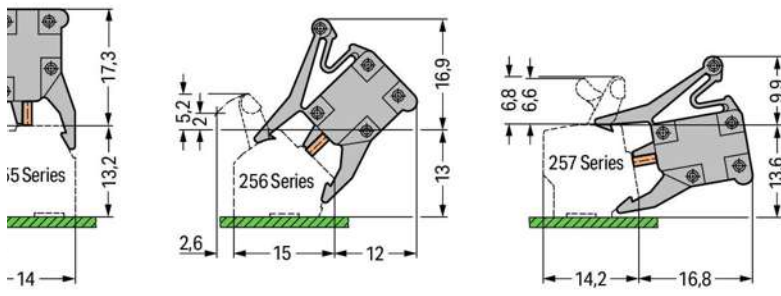
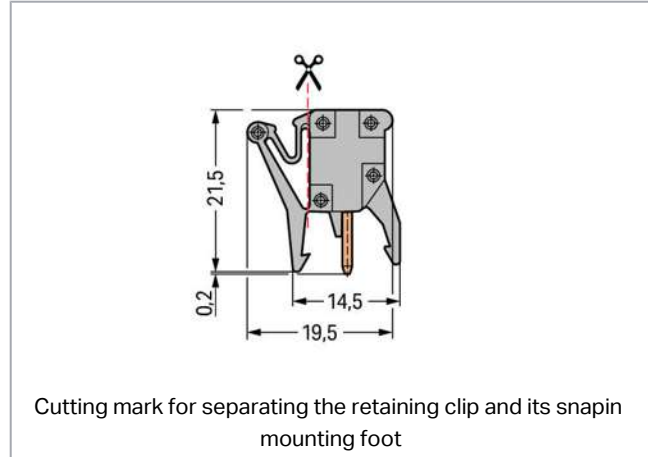
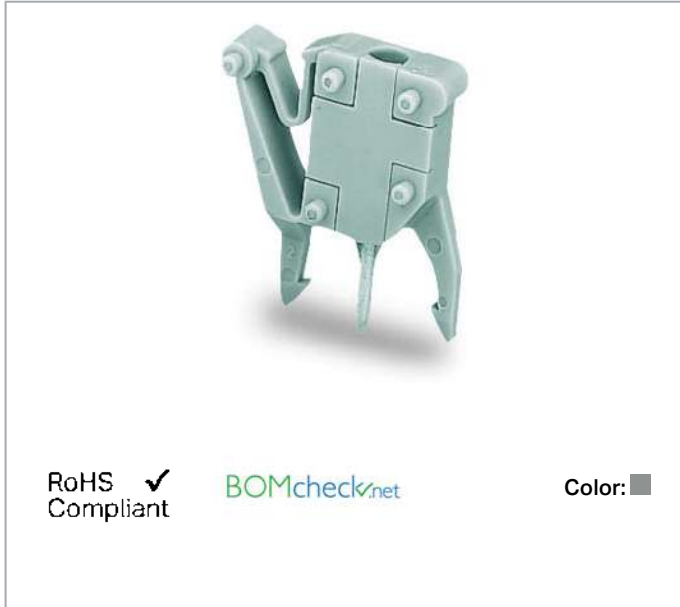


**Data sheet | Item number: 249-110**

Test plug adapter; suitable for 255, 256, 257 Series PCB terminal blocks; 1-pole; Pin spacing 5 mm / 0.197 in; gray



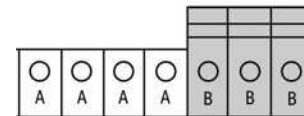
[www.wago.com/249-110](http://www.wago.com/249-110)



on both ends (7 to 9 poles)



position (10 to 15 poles)



For lengths longer than 7 poles, the snap-in mounting foot with retaining clip should be cut off (see example below).

Adapters A:  
Snap-in mounting foot with retaining clip cut off

Adapters B:  
Standard version

**Data**  
**Electrical data**

**Ratings per IEC/EN 60664-1**

Ratings per	IEC/EN 60664-1
Rated voltage (III/2)	320 V
Rated surge voltage (III/2)	4 kV
Rated current	6 A

Subject to changes. Please also observe the further product documentation!

WAGO Corporation  
 Germantown, WI 53022  
 Phone: 1-800-DIN-RAIL (346-7245) | Fax: (262) 255-6222  
 Email: [info.us@wago.com](mailto:info.us@wago.com) | Web: [www.wago.us](http://www.wago.us)

Do you have any questions about our products?  
 We are always happy to take your call at {0}.



Legend (ratings)

(III / 2) ≙ Overvoltage category III / Pollution degree 2

**Connection data**

Pole No. 1

**Physical data**

Pin spacing 5 mm / 0.197 inch

Width 5 mm / 0.197 inch

Height 21.5 mm / 0.846 inch

Depth 19.5 mm / 0.768 inch

**Mechanical data**

Suitable for PCB terminal blocks (255, 256, 257 Series); with socket for 2 mm and 2.3 mm Ø test plugs

**Material Data**

Color gray

Material group I

Insulation material Polyamide (PA66)

Flammability class per UL94 V0

Weight 1.3 g

**Environmental Requirements**

Limit temperature range -60 ... +105 °C

**Commercial data**

Product Group 2 (Terminal Block Accessories)

Packaging type BOX

Country of origin CH

GTIN 4045454306816

Customs tariff number 85366990990

**Counterpart**

Subject to changes. Please also observe the further product documentation!

WAGO Corporation  
 Germantown, WI 53022  
 Phone: 1-800-DIN-RAIL (346-7245) | Fax: (262) 255-6222  
 Email: [info.us@wago.com](mailto:info.us@wago.com) | Web: [www.wago.us](http://www.wago.us)

Do you have any questions about our products?  
 We are always happy to take your call at {0}.

## Downloads

### Documentation

#### Additional Information

Technical explanations	Apr 3, 2019	pdf 3.6 MB	Download
------------------------	-------------	---------------	----------

## CAD files

### CAD data

2D/3D Models 249-110	URL	Download
----------------------	-----	----------


### CAE data

EPLAN Data Portal 249-110	URL	Download
---------------------------	-----	----------

ZUKEN Portal 249-110	URL	Download
----------------------	-----	----------

## Installation Notes


### Installation



Assembling a multipole test plug adapter.


### Installation

Subject to changes. Please also observe the further product documentation!




Inserting a 6-pole test plug adapter into a terminal strip.

### Testing



Testing a wired PCB terminal strip.

### Application



9-pole test plug adapter – external snap-in mounting feet with retaining clips cut off

Subject to changes. Please also observe the further product documentation!