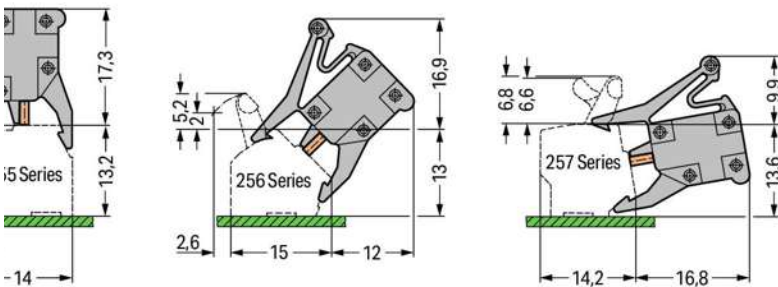
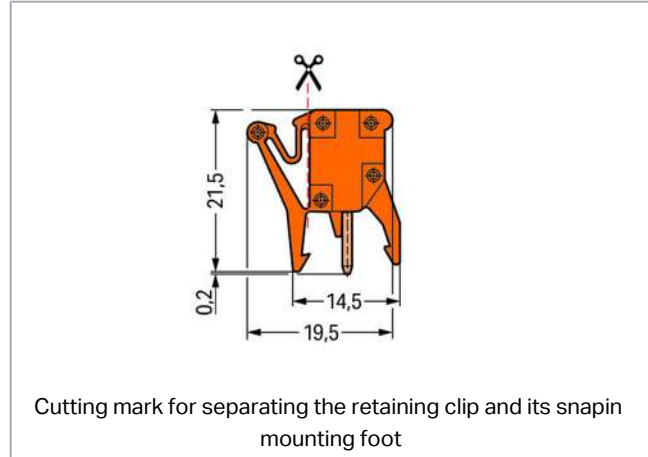
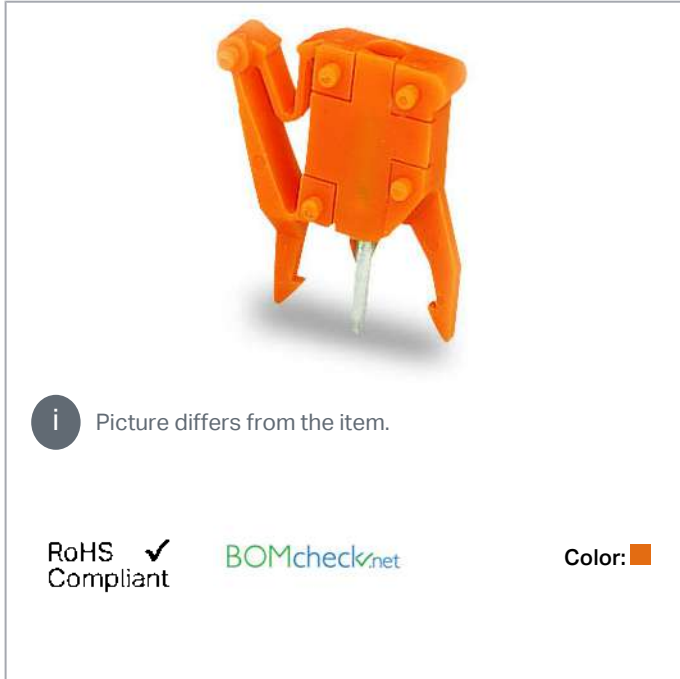


Data sheet | Item number: 249-115

Test plug adapter; suitable for 255, 256, 257 Series PCB terminal blocks; 1-pole; Pin spacing 10.16 mm / 0.4 in; orange



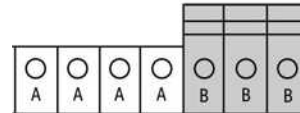
www.wago.com/249-115



on both ends (7 to 9 poles)



position (10 to 15 poles)



For lengths longer than 7 poles, the snap-in mounting foot with retaining clip should be cut off (see example below).

Adapters A:
Snap-in mounting foot with retaining clip cut off

Adapters B:
Standard version

Data

Electrical data

Ratings per IEC/EN 60664-1

Ratings per	IEC/EN 60664-1
Rated voltage (III/2)	320 V

Subject to changes. Please also observe the further product documentation!

WAGO Corporation
 Germantown, WI 53022
 Phone: 1-800-DIN-RAIL (346-7245) | Fax: (262) 255-6222
 Email: info.us@wago.com | Web: www.wago.us

Do you have any questions about our products?
 We are always happy to take your call at {0}.



Rated surge voltage (III/2)	4 kV
Rated current	6 A
Legend (ratings)	(III / 2) ≙ Overvoltage category III / Pollution degree 2

Connection data

Pole No.	1
----------	---

Physical data

Pin spacing	10.16 mm / 0.4 inch
Width	10.16 mm / 0.4 inch
Height	21.5 mm / 0.846 inch
Depth	19.5 mm / 0.768 inch

Mechanical data

Suitable	for PCB terminal blocks (255, 256, 257 Series); with socket for 2 mm and 2.3 mm Ø test plugs
----------	----------------------------------------------------------------------------------------------

Material Data

Color	orange
Material group	I
Insulation material	Polyamide (PA66)
Flammability class per UL94	V0
Weight	1.6 g

Environmental Requirements

Limit temperature range	-60 ... +105 °C
-------------------------	-----------------

Commercial data

Product Group	2 (Terminal Block Accessories)
Packaging type	BOX
Country of origin	CH
GTIN	4045454306861
Customs tariff number	85366990990

Counterpart

Subject to changes. Please also observe the further product documentation!

WAGO Corporation
 Germantown, WI 53022
 Phone: 1-800-DIN-RAIL (346-7245) | Fax: (262) 255-6222
 Email: info.us@wago.com | Web: www.wago.us

Do you have any questions about our products?
 We are always happy to take your call at {0}.

Downloads

Documentation

Additional Information

Technical explanations

Apr 3, 2019

pdf
3.6 MB

[Download](#)

CAD files

CAE data

EPLAN Data Portal 249-115

[URL](#)

[Download](#)


Installation Notes

Installation



Assembling a multipole test plug adapter.


Installation



Inserting a 6-pole test plug adapter into a terminal strip.


Testing

Subject to changes. Please also observe the further product documentation!



Testing a wired PCB terminal strip.

Application



9-pole test plug adapter – external snap-in mounting feet with retaining clips cut off

Subject to changes. Please also observe the further product documentation!