


Data sheet | Item number: 249-135

Test plug module; without locking device; modular; for 2-conductor terminal blocks; gray

www.wago.com/249-135



Item description

Safety information 1:

Middle pressure, 2.2 N per pole

Data

Electrical data

Test voltage	48 V
Test current	0.5 A

Physical data

Width	5 mm / 0.197 inch
Module width	5 mm / 0.197 inch

Material Data

Color	gray
Weight	1.1 g

Subject to changes. Please also observe the further product documentation!

WAGO Corporation
Germantown, WI 53022
Phone: 1-800-DIN-RAIL (346-7245) | Fax: (262) 255-6222
Email: info.us@wago.com | Web: www.wago.us

Do you have any questions about our products?
We are always happy to take your call at {0}.



Commercial data

Product Group	2 (Terminal Block Accessories)
Packaging type	BOX
Country of origin	DE
GTIN	4045454620653
Customs tariff number	85366990990

Counterpart

Compatible products

check

**Item no.: 210-136**

Test plug; 2 mm Ø; with 500 mm cable

www.wago.com/210-136**Item no.: 210-137**

Test plug; 2.3 mm Ø; with 500 mm cable

www.wago.com/210-137

Downloads

Documentation

Bid Text

249-135 X81 - Datei	Feb 19, 2019	xml 3.2 kB	Download
------------------------	--------------	---------------	----------

249-135 doc - Datei	Aug 17, 2017	doc 24.6 kB	Download
------------------------	--------------	----------------	----------

Additional Information

Technical explanations	Apr 3, 2019	pdf 2.2 MB	Download
------------------------	-------------	---------------	----------

CAD files

CAD data

2D/3D Models 249-135	URL	Download
----------------------	-----	----------

CAE data

WSCAD Universe 249-135


Subject to changes. Please also observe the further product documentation!

WAGO Corporation
Germantown, WI 53022
Phone: 1-800-DIN-RAIL (346-7245) | Fax: (262) 255-6222
Email: info.us@wago.com | Web: www.wago.us

Do you have any questions about our products?
We are always happy to take your call at {0}.


Installation Notes

Installation




Snapping individual modules together to assemble a multi-pole test plug module.

Testing



Testing via test plug modules snapped onto a terminal strip – wired or unwired. As touch contact is made with the CAGE CLAMP® (spring steel) unit, this testing type is limited to maximum 0.5 A.



Testing after the conductors have been terminated.

Distance between locking devices must be approximately 35 ... 40 mm.

Subject to changes. Please also observe the further product documentation!