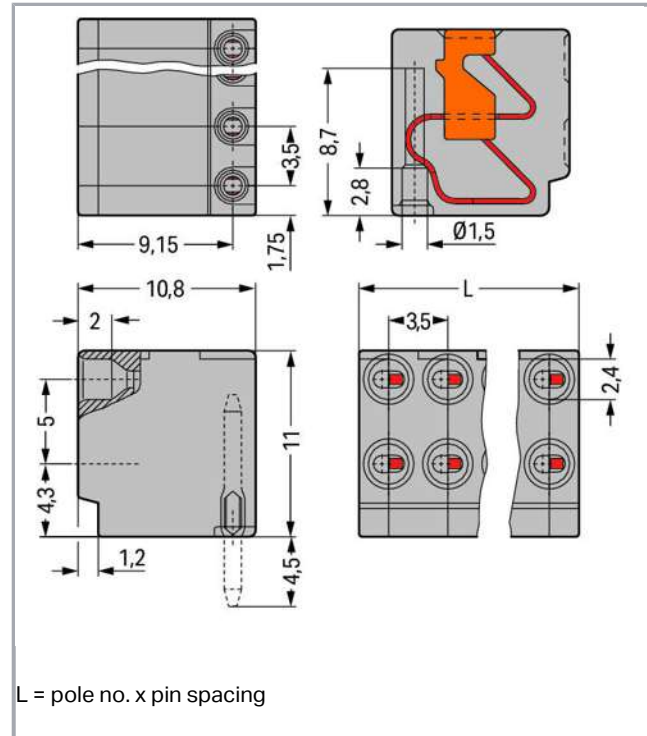


Data sheet | Item number: 252-108

2-conductor modular PCB connector; for individual solder pins; push-button;
0.8 mm Ø; Pin spacing 3.5 mm; 8-pole; 0,80 mm²; gray



www.wago.com/252-108



Item description

- Compact, 2-conductor PCB connectors with push-buttons and PUSH WIRE[®] connection
- Push-in termination of solid conductors – conductor removal via push-buttons
- Double entries for power supply and distribution
- Quick and easy PCB replacement
- Loop connection is retained, even when unmated
- Group arrangement is possible without losing any poles

Data

Electrical data

Ratings per IEC/EN 60664-1

Ratings per

IEC/EN 60664-1

Subject to changes. Please also observe the further product documentation!

WAGO Kontakttechnik GmbH & Co. KG
Hansastr. 27
32423 Minden
Phone: +49571 887-0 | Fax: +49571 887-169
Email: info.de@wago.com | Web: www.wago.com

Do you have any questions about our products?
We are always happy to take your call at +49 (571) 887-44222.



Rated voltage (III / 3)	320 V
Rated impulse voltage (III / 3)	4 kV
Rated voltage (III / 2)	320 V
Rated impulse voltage (III / 2)	4 kV
Rated voltage (II / 2)	630 V
Rated impulse voltage (II / 2)	4 kV
Rated current	2 A
Legend (ratings)	(III / 2) \triangleq Overvoltage category III / Pollution degree 2

Approvals per UL 1059

Rated voltage UL (Use Group B)	300 V
Rated current UL (Use Group B)	2 A
Rated voltage UL (Use Group D)	300 V
Rated current UL (Use Group D)	2 A
Approvals per	UL 1059

Connection data

Connection technology	PUSH WIRE [®]
Actuation type	Push-button
Solid conductor	0,14 ... 0,5 mm ² / 26 ... 20 AWG
Conductor diameter	0,4 ... 0,8 mm
Strip length	6 ... 7 mm / 0.24 ... 0.28 inch
Conductor entry angle to the PCB	0°
No. of poles	8
Total number of connection points	16
Total number of potentials	8
Number of connection types	1
Number of levels	1

Geometrical Data

Pin spacing	3,5 mm / 0.138 inch
Width	28 mm / 1.102 inch
Height	11 mm / 0.433 inch
Depth	10,5 mm / 0.413 inch

Subject to changes. Please also observe the further product documentation!

WAGO Kontakttechnik GmbH & Co. KG
 Hansastr. 27
 32423 Minden
 Phone: +49571 887-0 | Fax: +49571 887-169
 Email: info.de@wago.com | Web: www.wago.com

Do you have any questions about our products?
 We are always happy to take your call at +49 (571) 887-44222.



Plug connection

Contact type (pluggable connector)	Female connector/socket
Connector connection type	for PCB
Mating direction to the PCB	90°

PCB contact

PCB contact	THT
-------------	-----

Material Data

Color	gray
Material group	I
Insulating material	Polyamide 66 (PA 66)
Flammability class per UL94	V0
Clamping spring material	Copper alloy
Contact material	Electrolytic copper (E _{Cu})
Contact plating	tin-plated
Fire load	0.096 MJ
Weight	3.6 g

Environmental Requirements

Limit temperature range	-60 ... +105 °C
-------------------------	-----------------

Commercial data

Product Group	4 (Printed Circuit)
Packaging type	BOX
Country of origin	PL
GTIN	4045454039769
Customs Tariff No.	85369010000


Approvals / Certificates

Country specific Approvals


Logo	Approval	Additional Approval Text	Certificate name
	CCA DEKRA Certification B.V.	EN 60947	2169331.15

Subject to changes. Please also observe the further product documentation!



	CCA DEKRA Certification B.V.	EN 60947	NTR NL-7110
	CCA DEKRA Certification B.V.	EN 60947-7-4	NTR NL-7382

UL-Approvals

Logo	Approval	Additional Approval Text	Certificate name
	cURus Underwriters Laboratories Inc.	UL 1059	E45172 sec. 6

Counterpart

Compatible products

General accessories

	Item no.: 243-131 Board-to-Board Link; 1-pole	www.wago.com/243-131
--	--	--

Marking accessories

Item no.: 210-332/350-202 Marking strips; as a DIN A4 sheet; MARKED; 1-16 (240x); Height of marker strip: 3 mm; Strip length 182 mm; Horizontal marking; Self-adhesive; white	www.wago.com/210-332/350-202
Item no.: 210-332/350-204 Marking strips; as a DIN A4 sheet; MARKED; 17-32 (240x); Height of marker strip: 3 mm; Strip length 182 mm; Horizontal marking; Self-adhesive; white	www.wago.com/210-332/350-204
Item no.: 210-332/350-206 Marking strips; as a DIN A4 sheet; MARKED; 33-48 (240x); Height of marker strip: 3 mm; Strip length 182 mm; Horizontal marking; Self-adhesive; white	www.wago.com/210-332/350-206

tools

Subject to changes. Please also observe the further product documentation!

WAGO Kontakttechnik GmbH & Co. KG
Hansastr. 27
32423 Minden
Phone: +49571 887-0 | Fax: +49571 887-169
Email: info.de@wago.com | Web: www.wago.com

Do you have any questions about our products?
We are always happy to take your call at +49 (571) 887-44222.



Item no.: 210-647

Operating tool; Blade: 2.5 x 0.4 mm; with a partially insulated shaft

www.wago.com/210-647



Item no.: 210-719

Operating tool; Blade: 2.5 x 0.4 mm; with a partially insulated shaft

www.wago.com/210-719

Downloads

Documentation

Additional Information

Technical explanations	Apr 3, 2019	pdf 3.6 MB	Download
------------------------	-------------	---------------	----------

CAD/CAE-Data

CAD data

2D/3D Models 252-108	URL	Download
----------------------	-----	----------

CAE data

EPLAN Data Portal 252-108	URL	Download
---------------------------	-----	----------

PCB Design

Symbol and Footprint 252-108	URL	Download
------------------------------	-----	----------

CAX data for your PCB design, consisting of "schematic symbols and PCB footprints", allow easy integration of the WAGO component into your development environment.

Supported formats:

- Accel EDA 14 & 15
- Altium 6 to current version
- Cadence Allegro
- DesignSpark
- Eagle Libraries
- KiCad
- Mentor Graphics BoardStation
- Mentor Graphics Design Architect
- Mentor Graphics Design Expedition 99 and 2000
- OrCAD 9.X PCB and Capture
- PADS PowerPCB 3, 3.5, 4.X, and 5.X
- PADS PowerPCB and PowerLogic 3.0


Subject to changes. Please also observe the further product documentation!

- PCAD 2000, 2001, 2002, 2004, and 2006
- Pulsonix 8.5 or newer
- STL
- 3D STEP
- TARGET 3001!
- View Logic ViewDraw
- Quadcept
- Zuken CadStar 3 and 4
- Zuken CR-5000 and CR-8000

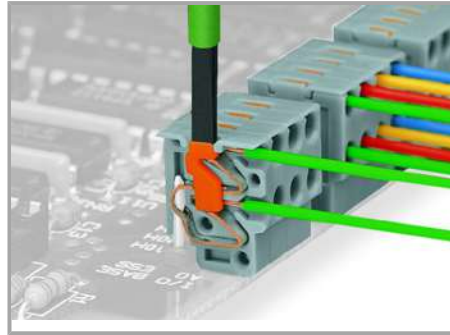
PCB Component Libraries (EDA), PCB CAD Library Ultra Librarian

Installation Notes

Conductor termination




Conductor termination directly on the PCB or wiring prior to mounting on PCB – 252 Series



Removing a conductor via push-button – 252 Series

Installation

Subject to changes. Please also observe the further product documentation!



Plugging a compact PCB connector – 252 Series.

Subject to changes. Please also observe the further product documentation!