

## Data sheet | Item number: 279-470

Insulation stop; 0.08 - 0.2 mm<sup>2</sup> "s" (0.14 mm<sup>2</sup> "f-st"); 5 pieces/strip; white

[www.wago.com/279-470](http://www.wago.com/279-470)



### Data

#### Connection data

Strip length	8 ... 9 mm / 0.31 ... 0.35 inch
--------------	---------------------------------

#### Material Data

Color	white
Fire load	0.006 MJ
Weight	0.2 g

#### Commercial data

Product Group	1 (Rail Mounted Terminal Blocks)
Packaging type	BOX
Country of origin	DE
GTIN	4017332267281
Customs Tariff No.	39269097900

Subject to changes. Please also observe the further product documentation!

WAGO Kontakttechnik GmbH & Co. KG  
Hansastr. 27  
32423 Minden  
Phone: +49571 887-0 | Fax: +49571 887-169  
Email: [info.de@wago.com](mailto:info.de@wago.com) | Web: [www.wago.com](http://www.wago.com)

Do you have any questions about our products?  
We are always happy to take your call at +49 (571) 887-44222.



## Counterpart

## Downloads

### Documentation

#### Bid Text

279-470 doc - Datei	Apr 27, 2017	doc 24.1 kB	Download
279-470 GAEB X81 - Datei	Feb 19, 2019	xml 2.6 kB	Download
Additional Information Technical explanations	Apr 3, 2019	pdf 2.1 MB	Download

## CAD/CAE-Data

### CAE data

WSCAD Universe 279-470	URL	Download
------------------------	-----	----------


## Installation Notes

### Assembly

Subject to changes. Please also observe the further product documentation!

WAGO Kontakttechnik GmbH & Co. KG  
Hansastr. 27  
32423 Minden  
Phone: +49571 887-0 | Fax: +49571 887-169  
Email: [info.de@wago.com](mailto:info.de@wago.com) | Web: [www.wago.com](http://www.wago.com)

Do you have any questions about our products?  
We are always happy to take your call at +49 (571) 887-44222.



The wiring of programmable logic controllers and microprocessor-operated control circuits often relies on very small, fine-stranded conductors. These conductors are highly flexible and deform when pushed against the conductor stop in terminal blocks. As a result, the conductor insulation – not the copper conductor – may be clamped, causing intermittent contact or no contact at all. Common to all terminal block types currently offered, this problem creates unnecessary downtime for troubleshooting.


The solution: an insulation stop for rail-mount terminal blocks. Insulation stops automatically bundle the cores of fine-stranded conductors when inserted into the clamping unit, preventing splaying. This also limits the conductor entry to a defined cross sectional area – ensuring the actual conductor, not the insulation, will enter the clamping unit.

Insulation stops are available as dividable 5-pole strips for 279, 280/780/870/880 and 281/781 Series Rail-Mount Terminal Blocks.


Insulation stop usage will not affect the conductor strip lengths for the aforementioned rail-mount terminal blocks.

Subject to changes. Please also observe the further product documentation!


#### Inserting a conductor



Insert stripped, untwisted conductor into insulation stop.



The conductor is bundled.



The conductor insulation is prevented from being pushed into the clamping unit by the positive stop.

Subject to changes. Please also observe the further product documentation!