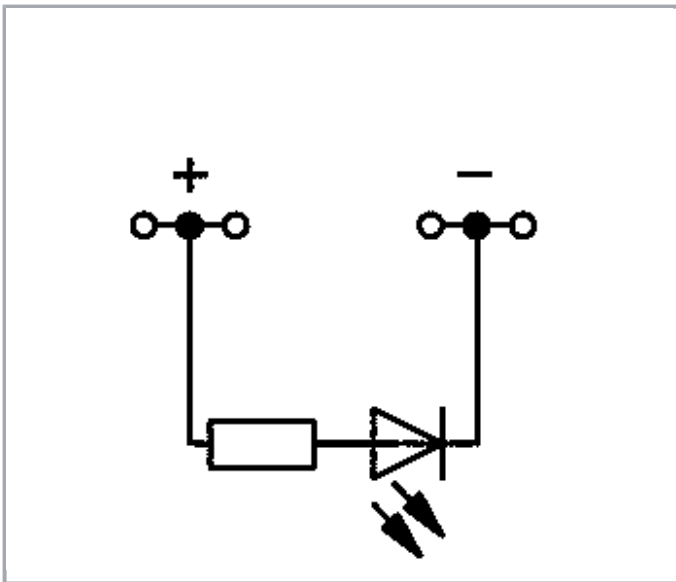
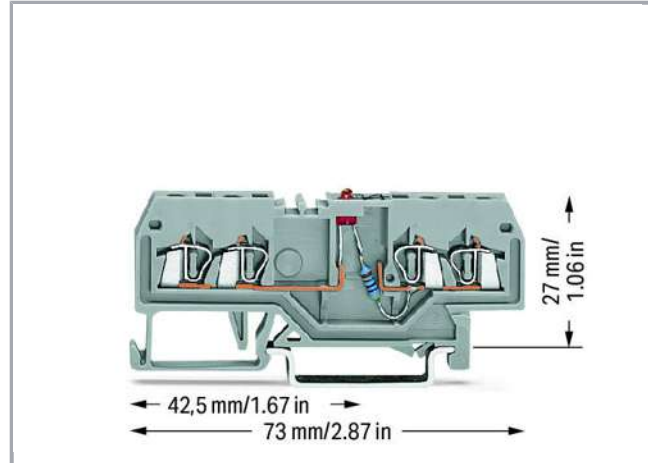
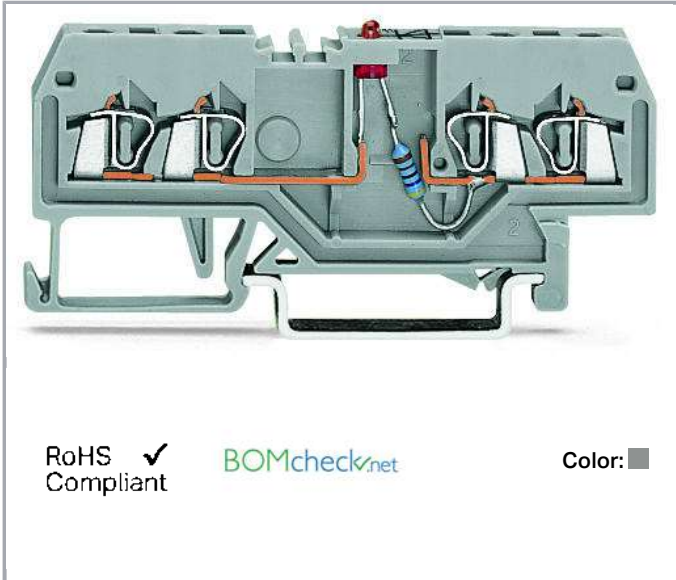


Data sheet | Item number: 279-809/281-434

Component terminal block; 4-conductor; LED (red); 24 VDC; for DIN-rail 35 x 15 and 35 x 7.5; 1.5 mm<sup>2</sup>; CAGE CLAMP®; 1,50 mm<sup>2</sup>; gray



[www.wago.com/279-809\\_281-434](http://www.wago.com/279-809_281-434)



Data

Electrical data

|                  |      |
|------------------|------|
| Voltage type (1) | DC   |
| Nominal voltage  | 24 V |

Subject to changes. Please also observe the further product documentation!

WAGO Kontakttechnik GmbH & Co. KG  
Hansastr. 27  
32423 Minden  
Phone: +49571 887-0 | Fax: +49571 887-169  
Email: [info.de@wago.com](mailto:info.de@wago.com) | Web: [www.wago.com](http://www.wago.com)

Do you have any questions about our products?  
We are always happy to take your call at +49 (571) 887-44222.



## Ratings per IEC/EN 60664-1

|               |                  |
|---------------|------------------|
| Ratings per   | IEC/EN 60947-7-1 |
| Rated current | 0.025 A          |

## Connection data

|                                   |  |
|-----------------------------------|--|
| Connection technology             | CAGE CLAMP®                                  |
| Actuation type                    | Operating tool                               |
| Connectable conductor materials   | Copper                                       |
| Solid conductor                   | 0.08 ... 1.5 mm <sup>2</sup> / 28 ... 16 AWG |
| Fine-stranded conductor           | 0.08 ... 1.5 mm <sup>2</sup> / 28 ... 16 AWG |
| Strip length                      | 8 ... 9 mm / 0.31 ... 0.35 inch              |
| Total number of connection points | 4  |
| Total number of potentials        | 1  |
| Number of levels                  | 1  |
| Type of wiring                    | Front-entry wiring                           |

## Geometrical Data

|                                       |                    |
|---------------------------------------|--------------------|
| Width                                 | 4 mm / 0.157 inch  |
| Height from upper-edge of DIN-35 rail | 27 mm / 1.063 inch |
| Depth                                 | 73 mm / 2.874 inch |

## Mechanical data

|                  |                |
|------------------|----------------|
| Design           | horizontal     |
| Type of mounting | DIN-35 rail    |
| Marking level    | Center marking |

## Material Data

|                     |                      |
|---------------------|----------------------|
| Color               | gray                 |
| Insulating material | Polyamide 66 (PA 66) |
| Fire load           | 0.12 MJ              |
| Weight              | 6.6 g                |

## Commercial data

|                |                                  |
|----------------|----------------------------------|
| Product Group  | 1 (Rail Mounted Terminal Blocks) |
| Packaging type | BOX                              |











Subject to changes. Please also observe the further product documentation!

|                    |               |
|--------------------|---------------|
| Country of origin  | DE            |
| GTIN               | 4045454194109 |
| Customs Tariff No. | 85369010000   |

















## Counterpart

## Compatible products
















### Jumper

|  |   |  |
|--|---|--|
|    | <b>Item no.: 210-103</b><br>Wire commoning chain; insulated; 50 connections; black  | <a href="http://www.wago.com/210-103">www.wago.com/210-103</a> |
|   | <b>Item no.: 249-123</b><br>Push-in type wire jumper; insulated; wire length 180 mm; Conductor cross section 0.75 mm <sup>2</sup> | <a href="http://www.wago.com/249-123">www.wago.com/249-123</a> |
|  | <b>Item no.: 249-125</b><br>Push-in type wire jumper; insulated; wire length 60 mm; Conductor cross section 0.75 mm <sup>2</sup>  | <a href="http://www.wago.com/249-125">www.wago.com/249-125</a> |
|  | <b>Item no.: 249-126</b><br>Push-in type wire jumper; insulated; wire length 110 mm; Conductor cross section 0.75 mm <sup>2</sup> | <a href="http://www.wago.com/249-126">www.wago.com/249-126</a> |
|  | <b>Item no.: 249-127</b><br>Push-in type wire jumper; insulated; wire length 250 mm; Conductor cross section 0.75 mm <sup>2</sup> | <a href="http://www.wago.com/249-127">www.wago.com/249-127</a> |
|  | <b>Item no.: 279-482</b><br>Comb-style jumper bar; insulated; 2-way; IN = IN terminal block; gray                                 | <a href="http://www.wago.com/279-482">www.wago.com/279-482</a> |
|  | <b>Item no.: 279-483</b><br>Comb-style jumper bar; insulated; 3-way; IN = IN terminal block; gray                                 | <a href="http://www.wago.com/279-483">www.wago.com/279-483</a> |
|  | <b>Item no.: 279-490</b><br>Comb-style jumper bar; insulated; 10-way; IN = IN terminal block; gray                                | <a href="http://www.wago.com/279-490">www.wago.com/279-490</a> |
|  | <b>Item no.: 279-492</b><br>Alternate comb-style jumper bar; insulated; 2-way; IN = IN terminal block; gray                       | <a href="http://www.wago.com/279-492">www.wago.com/279-492</a> |
| <b>assembling</b>  |   |  |
|  | <b>Item no.: 209-106</b><br>Mounting carrier; for isolated mounting on DIN 35 rails; gray   | <a href="http://www.wago.com/209-106">www.wago.com/209-106</a> |

Subject to changes. Please also observe the further product documentation!

|  |  |  |
|--|--|--|
|    | <b>Item no.: 709-153</b><br>Cover; Type 1; suitable for cover carrier, type 1; 1 m long; transparent                                   | <a href="http://www.wago.com/709-153">www.wago.com/709-153</a> |
| <b>Insulation stop</b>   |  |  |
|    | <b>Item no.: 279-470</b><br>Insulation stop; 0.08 - 0.2 mm <sup>2</sup> "s" (0.14 mm <sup>2</sup> "f-st"); 5 pieces/strip; white       | <a href="http://www.wago.com/279-470">www.wago.com/279-470</a> |
|    | <b>Item no.: 279-471</b><br>Insulation stop; 0.25 mm <sup>2</sup> ; 5 pieces/strip; dark gray  | <a href="http://www.wago.com/279-471">www.wago.com/279-471</a> |
| <b>Carrier rail</b>  |  |  |
|    | <b>Item no.: 210-112</b><br>Steel carrier rail; 35 x 7.5 mm; 1 mm thick; 2 m long; slotted; according to EN 60715; "Hole width 25 mm   | <a href="http://www.wago.com/210-112">www.wago.com/210-112</a> |
|    | <b>Item no.: 210-113</b><br>Steel carrier rail; 35 x 7.5 mm; 1 mm thick; 2 m long; unslotted; according to EN 60715                    | <a href="http://www.wago.com/210-113">www.wago.com/210-113</a> |
|    | <b>Item no.: 210-114</b><br>Steel carrier rail; 35 x 15 mm; 1.5 mm thick; 2 m long; unslotted; similar to EN 60715                     | <a href="http://www.wago.com/210-114">www.wago.com/210-114</a> |
|    | <b>Item no.: 210-115</b><br>Steel carrier rail; 35 x 7.5 mm; 1 mm thick; 2 m long; slotted; according to EN 60715; "Hole width 18 mm   | <a href="http://www.wago.com/210-115">www.wago.com/210-115</a> |
|    | <b>Item no.: 210-118</b><br>Steel carrier rail; 35 x 15 mm; 2.3 mm thick; 2 m long; unslotted; according to EN 60715                   | <a href="http://www.wago.com/210-118">www.wago.com/210-118</a> |
|  | <b>Item no.: 210-196</b><br>Aluminum carrier rail; 35 x 8.2 mm; 1.6 mm thick; 2 m long; unslotted; similar to EN 60715; silver-colored | <a href="http://www.wago.com/210-196">www.wago.com/210-196</a> |
|  | <b>Item no.: 210-197</b><br>Steel carrier rail; 35 x 15 mm; 1.5 mm thick; 2 m long; slotted; similar to EN 60715                       | <a href="http://www.wago.com/210-197">www.wago.com/210-197</a> |
|  | <b>Item no.: 210-198</b><br>Copper carrier rail; 35 x 15 mm; 2.3 mm thick; 2 m long; unslotted; according to EN 60715; copper-colored  | <a href="http://www.wago.com/210-198">www.wago.com/210-198</a> |
|  | <b>Item no.: 210-504</b><br>Steel carrier rail; 35 x 7.5 mm; 1 mm thick; 2 m long; slotted; galvanized; according to EN 60715          | <a href="http://www.wago.com/210-504">www.wago.com/210-504</a> |
|  | <b>Item no.: 210-505</b><br>Steel carrier rail; 35 x 7.5 mm; 1 mm thick; 2 m long; unslotted; galvanized; according to EN 60715        | <a href="http://www.wago.com/210-505">www.wago.com/210-505</a> |
|  | <b>Item no.: 210-506</b><br>Steel carrier rail; 35 x 15 mm; 1.5 mm thick; 2 m long; unslotted; galvanized; similar to EN 60715         | <a href="http://www.wago.com/210-506">www.wago.com/210-506</a> |
|  | <b>Item no.: 210-508</b><br>Steel carrier rail; 35 x 15 mm; 1.5 mm thick; 2 m long; slotted; galvanized; similar to EN 60715           | <a href="http://www.wago.com/210-508">www.wago.com/210-508</a> |
| <b>Protective Warning Marker</b>   |  |  |
|  | <b>Item no.: 279-415</b><br>Protective warning marker; with high-voltage symbol, black; for 5 terminal blocks; yellow                  | <a href="http://www.wago.com/279-415">www.wago.com/279-415</a> |
| <b>End plate</b>   |  |  |

Subject to changes. Please also observe the further product documentation!

|  |  |  |
|--|--|--|
|    | <b>Item no.: 279-344</b><br>End and intermediate plate; 2 mm thick; gray   | <a href="http://www.wago.com/279-344">www.wago.com/279-344</a>                   |
|    | <b>Item no.: 279-345</b><br>Separator plate; 2 mm thick; oversized; gray   | <a href="http://www.wago.com/279-345">www.wago.com/279-345</a>                   |
|    | <b>Item no.: 279-346</b><br>End and intermediate plate; 2 mm thick; orange   | <a href="http://www.wago.com/279-346">www.wago.com/279-346</a>                   |
|    | <b>Item no.: 279-347</b><br>Separator plate; 2 mm thick; oversized; orange   | <a href="http://www.wago.com/279-347">www.wago.com/279-347</a>                   |
| <b>Marking accessories</b>   |  |  |
|    | <b>Item no.: 2009-114</b><br>WMB-Inline; for Smart Printer; 2000 pieces on roll; stretchable 4 - 4.2 mm; plain; snap-on type; white          | <a href="http://www.wago.com/2009-114">www.wago.com/2009-114</a>                 |
|    | <b>Item no.: 2009-114/000-002</b><br>WMB-Inline; for Smart Printer; 2000 pieces on roll; stretchable 4 - 4.2 mm; plain; snap-on type; yellow | <a href="http://www.wago.com/2009-114/000-002">www.wago.com/2009-114/000-002</a> |
|    | <b>Item no.: 2009-114/000-005</b><br>WMB-Inline; for Smart Printer; 2000 pieces on roll; stretchable 4 - 4.2 mm; plain; snap-on type; red    | <a href="http://www.wago.com/2009-114/000-005">www.wago.com/2009-114/000-005</a> |
|    | <b>Item no.: 2009-114/000-006</b><br>WMB-Inline; for Smart Printer; 2000 pieces on roll; stretchable 4 - 4.2 mm; plain; snap-on type; blue   | <a href="http://www.wago.com/2009-114/000-006">www.wago.com/2009-114/000-006</a> |
|  | <b>Item no.: 2009-114/000-007</b><br>WMB-Inline; for Smart Printer; 2000 pieces on roll; stretchable 4 - 4.2 mm; plain; snap-on type; gray   | <a href="http://www.wago.com/2009-114/000-007">www.wago.com/2009-114/000-007</a> |
|  | <b>Item no.: 2009-114/000-012</b><br>WMB-Inline; for Smart Printer; 2000 pieces on roll; stretchable 4 - 4.2 mm; plain; snap-on type; orange | <a href="http://www.wago.com/2009-114/000-012">www.wago.com/2009-114/000-012</a> |
|  | <b>Item no.: 2009-114/000-023</b><br>WMB-Inline; for Smart Printer; 2000 pieces on roll; stretchable 4 - 4.2 mm; plain; snap-on type; green  | <a href="http://www.wago.com/2009-114/000-023">www.wago.com/2009-114/000-023</a> |
|  | <b>Item no.: 2009-114/000-024</b><br>WMB-Inline; for Smart Printer; 2000 pieces on roll; stretchable 4 - 4.2 mm; plain; snap-on type; violet | <a href="http://www.wago.com/2009-114/000-024">www.wago.com/2009-114/000-024</a> |
|  | <b>Item no.: 249-105</b><br>Group marker carrier; gray   | <a href="http://www.wago.com/249-105">www.wago.com/249-105</a>                   |
|  | <b>Item no.: 793-4501</b><br>WMB marking card; as card; stretchable 4 - 4.2 mm; plain; snap-on type; white                                   | <a href="http://www.wago.com/793-4501">www.wago.com/793-4501</a>                 |
|  | <b>Item no.: 793-4501/000-002</b><br>WMB marking card; as card; stretchable 4 - 4.2 mm; plain; snap-on type; yellow                          | <a href="http://www.wago.com/793-4501/000-002">www.wago.com/793-4501/000-002</a> |

Subject to changes. Please also observe the further product documentation!



**Item no.: 793-4501/000-005**  
WMB marking card; as card; stretchable 4 - 4.2 mm; plain; snap-on type; red

[www.wago.com/793-4501/000-005](http://www.wago.com/793-4501/000-005)



**Item no.: 793-4501/000-006**  
WMB marking card; as card; stretchable 4 - 4.2 mm; plain; snap-on type; blue

[www.wago.com/793-4501/000-006](http://www.wago.com/793-4501/000-006)



**Item no.: 793-4501/000-007**  
WMB marking card; as card; stretchable 4 - 4.2 mm; plain; snap-on type; gray

[www.wago.com/793-4501/000-007](http://www.wago.com/793-4501/000-007)



**Item no.: 793-4501/000-012**  
WMB marking card; as card; stretchable 4 - 4.2 mm; plain; snap-on type; orange

[www.wago.com/793-4501/000-012](http://www.wago.com/793-4501/000-012)



**Item no.: 793-4501/000-014**  
WMB marking card; as card; stretchable 4 - 4.2 mm; plain; snap-on type; brown

[www.wago.com/793-4501/000-014](http://www.wago.com/793-4501/000-014)



**Item no.: 793-4501/000-017**  
WMB marking card; as card; stretchable 4 - 4.2 mm; plain; snap-on type; green

[www.wago.com/793-4501/000-017](http://www.wago.com/793-4501/000-017)



**Item no.: 793-4501/000-023**  
WMB marking card; as card; stretchable 4 - 4.2 mm; plain; snap-on type; light green

[www.wago.com/793-4501/000-023](http://www.wago.com/793-4501/000-023)



**Item no.: 793-4501/000-024**  
WMB marking card; as card; stretchable 4 - 4.2 mm; plain; snap-on type; violet

[www.wago.com/793-4501/000-024](http://www.wago.com/793-4501/000-024)

**ferrule**



**Item no.: 216-101**  
Ferrule; Sleeve for 0.5 mm<sup>2</sup> / AWG 22; uninsulated; electro-tin plated

[www.wago.com/216-101](http://www.wago.com/216-101)



**Item no.: 216-102**  
Ferrule; Sleeve for 0.75 mm<sup>2</sup> / AWG 20; uninsulated; electro-tin plated

[www.wago.com/216-102](http://www.wago.com/216-102)



**Item no.: 216-103**  
Ferrule; Sleeve for 1 mm<sup>2</sup> / AWG 18; uninsulated; electro-tin plated

[www.wago.com/216-103](http://www.wago.com/216-103)



**Item no.: 216-201**  
Ferrule; Sleeve for 0.5 mm<sup>2</sup> / 20 AWG; insulated; electro-tin plated; white

[www.wago.com/216-201](http://www.wago.com/216-201)



**Item no.: 216-202**  
Ferrule; Sleeve for 0.75 mm<sup>2</sup> / 18 AWG; insulated; electro-tin plated; gray

[www.wago.com/216-202](http://www.wago.com/216-202)







**Item no.: 216-203**  
Ferrule; Sleeve for 1 mm<sup>2</sup> / AWG 18; insulated; electro-tin plated; red

[www.wago.com/216-203](http://www.wago.com/216-203)

**Item no.: 216-301**  
Ferrule; Sleeve for 0.25 mm<sup>2</sup> / AWG 24; insulated; electro-tin plated; yellow

[www.wago.com/216-301](http://www.wago.com/216-301)

Subject to changes. Please also observe the further product documentation!

|  |   |  |
|--|---|--|
|  | <b>Item no.: 216-302</b><br>Ferrule; Sleeve for 0.34 mm <sup>2</sup> / 22 AWG; insulated; electro-tin plated; green | <a href="http://www.wago.com/216-302">www.wago.com/216-302</a> |
| <b>tools</b>   |   |  |
|  | <b>Item no.: 210-647</b><br>Operating tool; Blade: 2.5 x 0.4 mm; with a partially insulated shaft                   | <a href="http://www.wago.com/210-647">www.wago.com/210-647</a> |
|  | <b>Item no.: 210-648</b><br>Operating tool; Blade: 2.5 x 0.4 mm; with a partially insulated shaft; angled; short    | <a href="http://www.wago.com/210-648">www.wago.com/210-648</a> |
|  | <b>Item no.: 210-719</b><br>Operating tool; Blade: 2.5 x 0.4 mm; with a partially insulated shaft                   | <a href="http://www.wago.com/210-719">www.wago.com/210-719</a> |

## Downloads

### Documentation

#### Bid Text

|                                |              |               |          |
|--------------------------------|--------------|---------------|----------|
| 279-809/281-434<br>X81 - Datei | Feb 19, 2019 | xml<br>3.3 kB | Download |
|--------------------------------|--------------|---------------|----------|

|                                |              |                |          |
|--------------------------------|--------------|----------------|----------|
| 279-809/281-434<br>doc - Datei | Apr 10, 2017 | doc<br>25.1 kB | Download |
|--------------------------------|--------------|----------------|----------|

#### Additional Information

|                        |             |               |          |
|------------------------|-------------|---------------|----------|
| Technical explanations | Apr 3, 2019 | pdf<br>2.1 MB | Download |
|------------------------|-------------|---------------|----------|

## CAD/CAE-Data

### CAD data

|                              |     |          |
|------------------------------|-----|----------|
| 2D/3D Models 279-809/281-434 | URL | Download |
|------------------------------|-----|----------|

### CAE data

|                                   |     |          |
|-----------------------------------|-----|----------|
| EPLAN Data Portal 279-809/281-434 | URL | Download |
|-----------------------------------|-----|----------|

|                                |     |          |
|--------------------------------|-----|----------|
| WSCAD Universe 279-809/281-434 | URL | Download |
|--------------------------------|-----|----------|

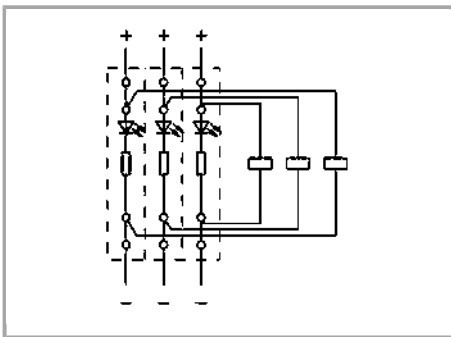
## Installation Notes

### Jumpered

Subject to changes. Please also observe the further product documentation!



Commoning using comb-style jumper bars.  
Push comb-style jumper bars down until fully inserted.



Circuit-related voltage indications can be created using the following terminal blocks:

279-809/281-434 or 279-809/281-413

Subject to changes. Please also observe the further product documentation!