

## Data sheet | Item number: 280-472

Insulation stop; 0.75 - 1 mm<sup>2</sup>; 5 pieces/strip

[www.wago.com/280-472](http://www.wago.com/280-472)



### Data

#### Connection data

Strip length	8 ... 9 mm / 0.31 ... 0.35 inch
--------------	---------------------------------

#### Material Data

Fire load	0.008 MJ
Weight	0.3 g

#### Commercial data

Product Group	1 (Rail Mounted Terminal Blocks)
Packaging type	BOX
Country of origin	DE
GTIN	4017332267328
Customs Tariff No.	39269097900

### Counterpart

Subject to changes. Please also observe the further product documentation!

WAGO Kontakttechnik GmbH & Co. KG  
Hansastr. 27  
32423 Minden  
Phone: +49571 887-0 | Fax: +49571 887-169  
Email: [info.de@wago.com](mailto:info.de@wago.com) | Web: [www.wago.com](http://www.wago.com)

Do you have any questions about our products?  
We are always happy to take your call at +49 (571) 887-44222.



## Downloads

### Documentation

#### Bid Text

280-472 doc - Datei	Jan 4, 2018	doc 24.1 kB	<a href="#">Download</a>
------------------------	-------------	----------------	--------------------------

280-472 GAEB X81 - Datei	Feb 19, 2019	xml 2.6 kB	<a href="#">Download</a>
-----------------------------	--------------	---------------	--------------------------

#### Additional Information

Technical explanations	Apr 3, 2019	pdf 2.1 MB	<a href="#">Download</a>
------------------------	-------------	---------------	--------------------------

## CAD/CAE-Data

### CAD data

2D/3D Models 280-472	URL	<a href="#">Download</a>
----------------------	-----	--------------------------


### CAE data

WSCAD Universe 280-472	URL	<a href="#">Download</a>
------------------------	-----	--------------------------

## Installation Notes

### Assembly

Subject to changes. Please also observe the further product documentation!



The wiring of programmable logic controllers and microprocessor-operated control circuits often relies on very small, fine-stranded conductors. These conductors are highly flexible and deform when pushed against the conductor stop in terminal blocks. As a result, the conductor insulation – not the copper conductor – may be clamped, causing intermittent contact or no contact at all. Common to all terminal block types currently offered, this problem creates unnecessary downtime for troubleshooting.


The solution: an insulation stop for rail-mount terminal blocks. Insulation stops automatically bundle the cores of fine-stranded conductors when inserted into the clamping unit, preventing splaying. This also limits the conductor entry to a defined cross sectional area – ensuring the actual conductor, not the insulation, will enter the clamping unit.

Insulation stops are available as dividable 5-pole strips for 279, 280/780/870/880 and 281/781 Series Rail-Mount Terminal Blocks.


Insulation stop usage will not affect the conductor strip lengths for the aforementioned rail-mount terminal blocks.

Subject to changes. Please also observe the further product documentation!


#### Inserting a conductor



Insert stripped, untwisted conductor into insulation stop.



The conductor is bundled.



The conductor insulation is prevented from being pushed into the clamping unit by the positive stop.

Subject to changes. Please also observe the further product documentation!