


Data sheet | Item number: 285-173

Allen wrench; with a partially insulated shaft; with anti-rotation protection;
green

www.wago.com/285-173



Data

Technical Data

Main product function	Operating tool
-----------------------	----------------

Material Data

Color	green
Weight	87.7 g

Commercial data

Packaging type	BOX
Country of origin	DE
GTIN	4055143826921
Customs tariff number	82041100000

Counterpart

Subject to changes. Please also observe the further product documentation!

WAGO Corporation
Germantown, WI 53022
Phone: 1-800-DIN-RAIL (346-7245) | Fax: (262) 255-6222
Email: info.us@wago.com | Web: www.wago.us

Do you have any questions about our products?
We are always happy to take your call at {0}.

Downloads Documentation

Additional Information
Technical explanations


Apr 3, 2019

pdf
2.2 MB


Download

Installation Notes

Conductor termination



Conductor termination – step 1



Conductor termination – step 2



Conductor termination – step 3

Rotate the T-wrench counter-clockwise to the stop. Next, push in the orange locking tab. The clamp is locked open for hands-free wiring.

Insert a stripped conductor into the clamping unit until it hits backstop. Hold in this position.

A short counter-clockwise rotation releases the locking tab. When unlocked, the T-wrench rotates clockwise, securely clamping the conductor.

Product family

POWER CAGE CLAMP

[Show all products from the family](#)

Subject to changes. Please also observe the further product documentation!

WAGO Corporation
Germantown, WI 53022
Phone: 1-800-DIN-RAIL (346-7245) | Fax: (262) 255-6222
Email: info.us@wago.com | Web: www.wago.us

Do you have any questions about our products?
We are always happy to take your call at {0}.