

Data sheet | Item number: 289-128/003-000

Component module with resistor; with 1 pcs; Resistor 6K8; 5 Watt; in mounting carrier



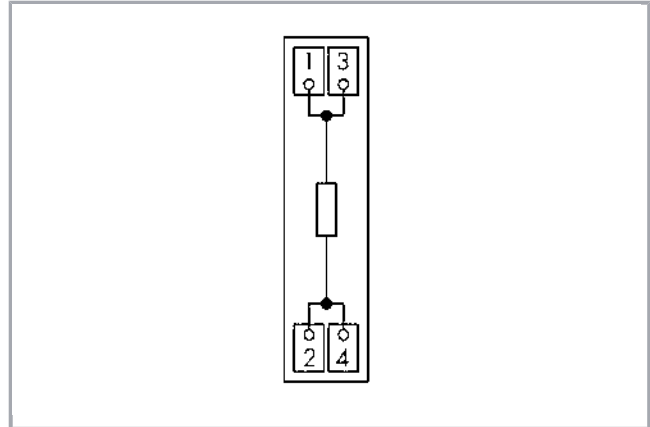
www.wago.com/289-128_003-000



Picture shows 289-128 /003-000

RoHS Compliant

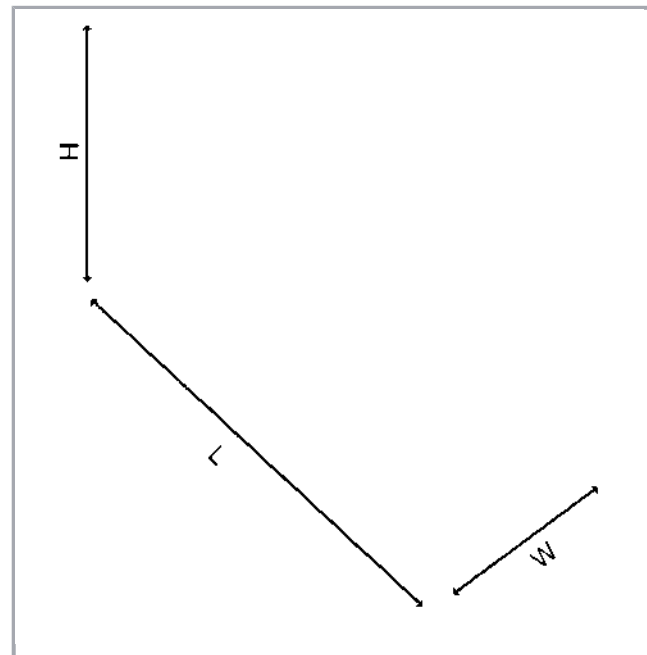
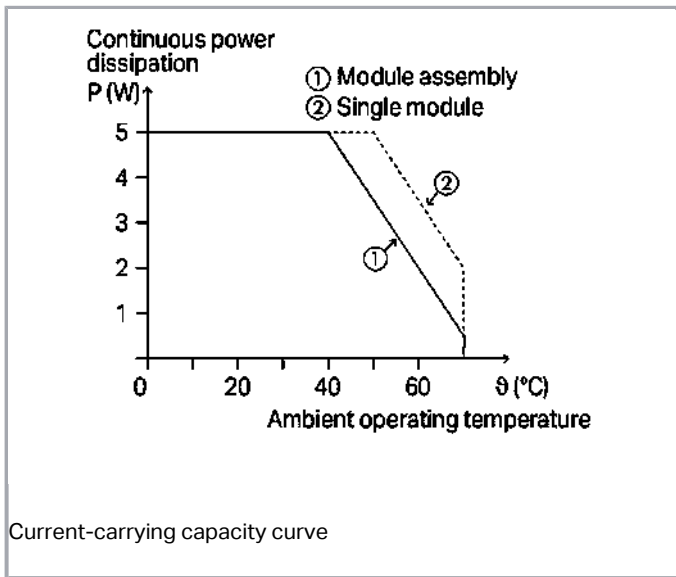
BOMcheck.net



Subject to changes. Please also observe the further product documentation!

WAGO Kontakttechnik GmbH & Co. KG
Hansastr. 27
32423 Minden
Phone: +49571 887-0 | Fax: +49571 887-169
Email: info.de@wago.com | Web: www.wago.com

Do you have any questions about our products?
We are always happy to take your call at +49 (571) 887-44222.



Item description

Note:

- Depending on operating conditions, the components' temperature may exceed the limit temperature for accessible parts.
- For other resistors, please contact factory!

Data

Electrical data

| | |
|---------------------------------------|----------------|
| Current consumption at supply voltage | 0 |
| Resistor | 6K8 |
| Tolerance | $\pm 10\%$ |
| Temperature coefficient | 50 ppm (20 °C) |
| Power dissipation module (P70) | 5 W |

Safety and protection:

| | |
|--------------------------|------------------------------------------------------------------------------------------------------------------------------------------------------------------------------------------------------------------------------------------------------------------|
| Protection class | IP00* |
| Note on protection class | * Notice! Live conductors! Protection against direct contact must be provided by the equipment builder, e.g., using a WAGO 709 Series cover (see Accessories) or a similar cover. The installation requirements for the particular application must be observed. |

Subject to changes. Please also observe the further product documentation!



Connection data

| | |
|--------------------------------|----------------------------------------------|
| Connection technology | CAGE CLAMP® |
| WAGO terminal | WAGO 236 Series |
| Solid conductor | 0.08 ... 2.5 mm ² / 28 ... 12 AWG |
| Fine-stranded conductor | 0.08 ... 2.5 mm ² / 28 ... 12 AWG |
| Strip length | 5 ... 6 mm / 0.2 ... 0.24 inch |
| Note (conductor cross-section) | 12 AWG: THHN, THWN |

Geometrical Data

| | |
|---------------------------------------|--------------------|
| Width | 13 mm / 0.512 inch |
| Height from upper-edge of DIN-35 rail | 34 mm / 1.339 inch |
| Depth | 85 mm / 3.346 inch |

Mechanical data

| | |
|------------------|------------------|
| Type of mounting | DIN-35 rail |
| Housing design | Mounting carrier |

Material Data

| | |
|-----------|---------|
| Fire load | 0.31 MJ |
| Weight | 19.3 g |

Environmental Requirements

| | |
|-----------------------------------------|-------------------------------------------|
| Surrounding air (operating) temperature | -20 ... 70 °C (Derating must be observed) |
| Surrounding air (storage) temperature | -40 ... 70 °C |

Commercial data

| | |
|--------------------|---------------------------|
| Product Group | 6 (Interface Electronics) |
| Packaging type | BOX |
| Country of origin | DE |
| GTIN | 4045454468361 |
| Customs Tariff No. | 85369010000 |

Counterpart

Subject to changes. Please also observe the further product documentation!

WAGO Kontakttechnik GmbH & Co. KG
 Hansastr. 27
 32423 Minden
 Phone: +49571 887-0 | Fax: +49571 887-169
 Email: info.de@wago.com | Web: www.wago.com

Do you have any questions about our products?
 We are always happy to take your call at +49 (571) 887-44222.

Compatible products

assembling


Item no.: 709-153

Cover; Type 1; suitable for cover carrier, type 1; 1 m long; transparent

www.wago.com/709-153

Item no.: 709-167

Cover carrier; Type 1; incl. fixing/retaining screws and knurled nut; suitable for 279 to 282 and 880 Series rail-mounted terminal blocks; suitable for 264 Series miniature rail-mounted terminal blocks; suitable for 270 Series sensor and actuator terminal blocks; gray

www.wago.com/709-167

ferrule


Item no.: 216-201

 Ferrule; Sleeve for 0.5 mm² / 20 AWG; insulated; electro-tin plated; white

www.wago.com/216-201

Item no.: 216-202

 Ferrule; Sleeve for 0.75 mm² / 18 AWG; insulated; electro-tin plated; gray

www.wago.com/216-202

Item no.: 216-203

 Ferrule; Sleeve for 1 mm² / AWG 18; insulated; electro-tin plated; red

www.wago.com/216-203

Item no.: 216-204

 Ferrule; Sleeve for 1.5 mm² / AWG 16; insulated; electro-tin plated; black

www.wago.com/216-204

Item no.: 216-221

 Ferrule; Sleeve for 0.5 mm² / 20 AWG; insulated; electro-tin plated; white

www.wago.com/216-221

Item no.: 216-222

 Ferrule; Sleeve for 0.75 mm² / 18 AWG; insulated; electro-tin plated; gray

www.wago.com/216-222

Item no.: 216-223

 Ferrule; Sleeve for 1 mm² / AWG 18; insulated; electro-tin plated; red

www.wago.com/216-223

Item no.: 216-224

 Ferrule; Sleeve for 1.5 mm² / AWG 16; insulated; electro-tin plated; black

www.wago.com/216-224

Item no.: 216-241

 Ferrule; Sleeve for 0.5 mm² / 20 AWG; insulated; electro-tin plated; electrolytic copper; gastight crimped; acc. to DIN 46228, Part 4/09.90; white

www.wago.com/216-241

Item no.: 216-242

 Ferrule; Sleeve for 0.75 mm² / 18 AWG; insulated; electro-tin plated; electrolytic copper; gastight crimped; acc. to DIN 46228, Part 4/09.90; gray

www.wago.com/216-242

Item no.: 216-243

 Ferrule; Sleeve for 1 mm² / AWG 18; insulated; electro-tin plated; electrolytic copper; gastight crimped; acc. to DIN 46228, Part 4/09.90; red

www.wago.com/216-243
Item no.: 216-244

 Ferrule; Sleeve for 1.5 mm² / AWG 16; insulated; electro-tin plated; electrolytic copper; gastight

www.wago.com/216-244

Subject to changes. Please also observe the further product documentation!

WAGO Kontakttechnik GmbH & Co. KG

Hansastr. 27















32423 Minden

Phone: +49571 887-0 | Fax: +49571 887-169

 Email: info.de@wago.com | Web: www.wago.com

Do you have any questions about our products?

We are always happy to take your call at +49 (571) 887-44222.

| | | |
|------------------------------------------------------------------------------------|--------------------------------------------------------------------------------------------------------------------------------------------------------------------------------------------|----------------------------------------------------------------|
|  | crimped; acc. to DIN 46228, Part 4/09.90; black | |
|  | Item no.: 216-262 Ferrule; Sleeve for 0.75 mm ² / 18 AWG; insulated; electro-tin plated; electrolytic copper; gastight crimped; acc. to DIN 46228, Part 4/09.90; gray | www.wago.com/216-262 |
|  | Item no.: 216-263 Ferrule; Sleeve for 1 mm ² / AWG 18; insulated; electro-tin plated; electrolytic copper; gastight crimped; acc. to DIN 46228, Part 4/09.90; red | www.wago.com/216-263 |
|  | Item no.: 216-264 Ferrule; Sleeve for 1.5 mm ² / AWG 16; insulated; electro-tin plated; electrolytic copper; gastight crimped; acc. to DIN 46228, Part 4/09.90; black | www.wago.com/216-264 |
|  | Item no.: 216-284 Ferrule; Sleeve for 1.5 mm ² / AWG 16; insulated; electro-tin plated; electrolytic copper; gastight crimped; acc. to DIN 46228, Part 4/09.90; black | www.wago.com/216-284 |
| | Item no.: 216-301 Ferrule; Sleeve for 0.25 mm ² / AWG 24; insulated; electro-tin plated; yellow | www.wago.com/216-301 |
|  | Item no.: 216-302 Ferrule; Sleeve for 0.34 mm ² / 22 AWG; insulated; electro-tin plated; green | www.wago.com/216-302 |
| | Item no.: 216-321 Ferrule; Sleeve for 0.25 mm ² / AWG 24; insulated; electro-tin plated; yellow | www.wago.com/216-321 |
|  | Item no.: 216-322 Ferrule; Sleeve for 0.34 mm ² / 22 AWG; insulated; electro-tin plated; green | www.wago.com/216-322 |
| Marking accessories | | |
|  | Item no.: 210-831 Marking strips; on reel; 2.3 mm wide; plain; Self-adhesive; white | www.wago.com/210-831 |
|  | Item no.: 210-832 Marking strips; on reel; 3 mm wide; plain; Self-adhesive; white | www.wago.com/210-832 |
|  | Item no.: 709-177 Marking strips; on reel; 7.5 mm wide; not stretchable; plain; snap-on type; translucent | www.wago.com/709-177 |
|  | Item no.: 709-178 Marking strips; on reel; 7.5 mm wide; not stretchable; plain; snap-on type; white | www.wago.com/709-178 |
|  | Item no.: 709-196 Marking strips; for laser printer; translucent | www.wago.com/709-196 |
|  | Item no.: 709-198 Marking strips; white | www.wago.com/709-198 |
| tools | | |
|  | Item no.: 210-720 Operating tool; Blade: 3.5 x 0.5 mm; with a partially insulated shaft | www.wago.com/210-720 |

Subject to changes. Please also observe the further product documentation!



Downloads

Documentation

Bid Text

| | | | |
|--------------------------------|--------------|----------------|----------|
| 289-128/003-000 doc - Datei | Feb 11, 2015 | doc 25.6 kB | Download |
|--------------------------------|--------------|----------------|----------|

| | | | |
|--------------------------------|--------------|---------------|----------|
| 289-128/003-000 X81 - Datei | Feb 19, 2019 | xml 3.5 kB | Download |
|--------------------------------|--------------|---------------|----------|

Instruction Leaflet

| | | | |
|--|--|---------------|----------|
| | | pdf 1.3 MB | Download |
|--|--|---------------|----------|

Additional Information

| | | | |
|----------------------------------------------------------|---------|-----------------|----------|
| Disposal; Electrical and electronic equipment, Packaging | V 1.0.0 | pdf 265.8 kB | Download |
|----------------------------------------------------------|---------|-----------------|----------|

CAD/CAE-Data

CAD data

| | | | |
|------------------------------|--|-----|----------|
| 2D/3D Models 289-128/003-000 | | URL | Download |
|------------------------------|--|-----|----------|

CAE data

| | | | |
|-----------------------------------|--|-----|----------|
| EPLAN Data Portal 289-128/003-000 | | URL | Download |
|-----------------------------------|--|-----|----------|

| | | | |
|--------------------------------|--|-----|----------|
| WSCAD Universe 289-128/003-000 | | URL | Download |
|--------------------------------|--|-----|----------|

Installation Notes

Subject to changes. Please also observe the further product documentation!