

Data sheet | Item number: 289-431

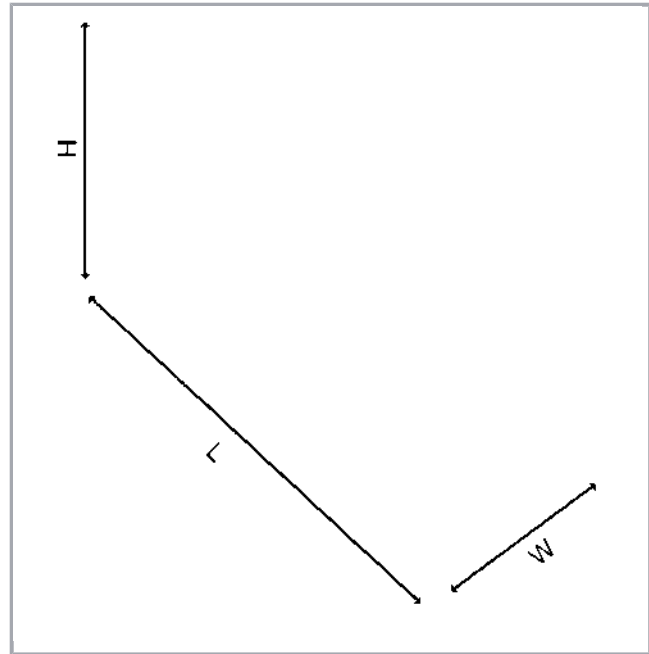
Interface module; Pluggable connector per DIN 41612; 64-pole; Mating connector for solder connection; Vertical mounting; PCB terminal blocks, double-row; with mounting feet; Type C; 2,50 mm²

www.wago.com/289-431



RoHS
Compliant

BOMcheck.net



Data

Electrical Data

Operating voltage	\leq AC 30 V; \leq DC 50 V
Nominal current	1 A
Contact resistance (max.)	20 m Ω

Safety and protection:

Rated voltage	50 V
Rated impulse voltage	0.8 kV
Pollution degree	2
Protection class	IP00*
Note on protection class	* Notice! Live conductors! Protection against direct contact must be provided by the equipment builder, e.g., using a WAGO 709 Series

Subject to changes. Please also observe the further product documentation!

WAGO Kontakttechnik GmbH & Co. KG
Hansastr. 27
32423 Minden
Phone: +49571 887-0 | Fax: +49571 887-169
Email: info.de@wago.com | Web: www.wago.com

Do you have any questions about our products?
We are always happy to take your call at +49 (571) 887-44222.



cover (see Accessories) or a similar cover. The installation requirements for the particular application must be observed.

Connection data

Connection type (1)	System
No. of poles	64
Pluggable connector	Pluggable connector per DIN 41612; type C; female connector
For mating connectors	With solder connection
Mating direction	Vertical
Connection type (2)	Field
No. of poles 2	64
Design 2	PCB terminal blocks, 2-row
Connection technology 2	CAGE CLAMP®
WAGO terminal 2	WAGO 236 Series
Solid conductor (2)	0,08 ... 2,5 mm² / 28 ... 12 AWG
Fine-stranded conductor (2)	0,08 ... 2,5 mm² / 28 ... 12 AWG
Strip length (2)	5 ... 6 mm / 0.2 ... 0.24 inch
Note (conductor cross-section)	12 AWG: THHN, THWN
Performance level	2 / 400 mating cycles

Geometrical Data

Width	187 mm / 7.362 inch
Height from upper-edge of DIN-35 rail	21 mm / 0.827 inch
Depth	63,5 mm / 2.5 inch

Mechanical data

Type of mounting	DIN-35 rail
Housing design	PCB with mounting feet

Material Data

Contact material (pluggable connector)	Copper alloy, gold plated
Fire load	3.571 MJ
Weight	107.8 g

Environmental Requirements

Surrounding air (operating) temperature	-20 ... 50 °C
---	---------------

Subject to changes. Please also observe the further product documentation!

Surrounding air (storage) temperature	-40 ... 70 °C
Relative humidity	≤ 85% (non condensing)

Commercial data

Product Group	6 (Interface Electronics)
Packaging type	BOX
Country of origin	DE
GTIN	4045454390037
Customs Tariff No.	85369010000

Counterpart

Compatible products

assembling


Item no.: 709-153

Cover; Type 1; suitable for cover carrier, type 1; 1 m long; transparent

www.wago.com/709-153

Item no.: 709-167

Cover carrier; Type 1; incl. fixing/retaining screws and knurled nut; suitable for 279 to 282 and 880 Series rail-mounted terminal blocks; suitable for 264 Series miniature rail-mounted terminal blocks; suitable for 270 Series sensor and actuator terminal blocks; gray

www.wago.com/709-167

Marking accessories


Item no.: 709-177

Marking strips; on reel; 7.5 mm wide; not stretchable; plain; snap-on type; translucent

www.wago.com/709-177

Item no.: 709-178

Marking strips; on reel; 7.5 mm wide; not stretchable; plain; snap-on type; white

www.wago.com/709-178

Item no.: 709-196

Marking strips; for laser printer; translucent

www.wago.com/709-196

tools


Item no.: 210-720

Operating tool; Blade: 3.5 x 0.5 mm; with a partially insulated shaft

www.wago.com/210-720

Downloads

Documentation

Bid Text

289-431

Subject to changes. Please also observe the further product documentation!

X81 - Datei	Feb 19, 2019	xml 3.5 kB	Download
289-431 doc - Datei	Feb 9, 2015	doc 26.6 kB	Download
Instruction Leaflet		pdf 1.3 MB	Download
Additional Information			
Disposal; Electrical and electronic equipment, Packaging	V 1.0.0	pdf 265.8 kB	Download


CAD/CAE-Data

CAE data


EPLAN Data Portal 289-431	URL	Download
WSCAD Universe 289-431	URL	Download

Installation Notes

Inserting a conductor



Connection of conductor – Operating tool actuation parallel to conductor entry.



Connection of conductor – Operating tool actuation perpendicular to conductor entry.

Subject to changes. Please also observe the further product documentation!

WAGO Kontakttechnik GmbH & Co. KG
Hansastr. 27
32423 Minden
Phone: +49571 887-0 | Fax: +49571 887-169
Email: info.de@wago.com | Web: www.wago.com

Do you have any questions about our products?
We are always happy to take your call at +49 (571) 887-44222.