

Data sheet | Item number: 289-436

Interface module; Pluggable connector per DIN 41612; 48-pole; Harting mating connector; PCB terminal blocks, double-row; in mounting carrier; 2,50 mm²

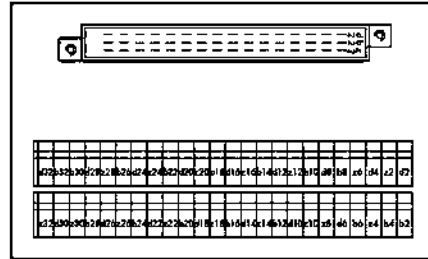
www.wago.com/289-436



Similar to picture

RoHS
Compliant

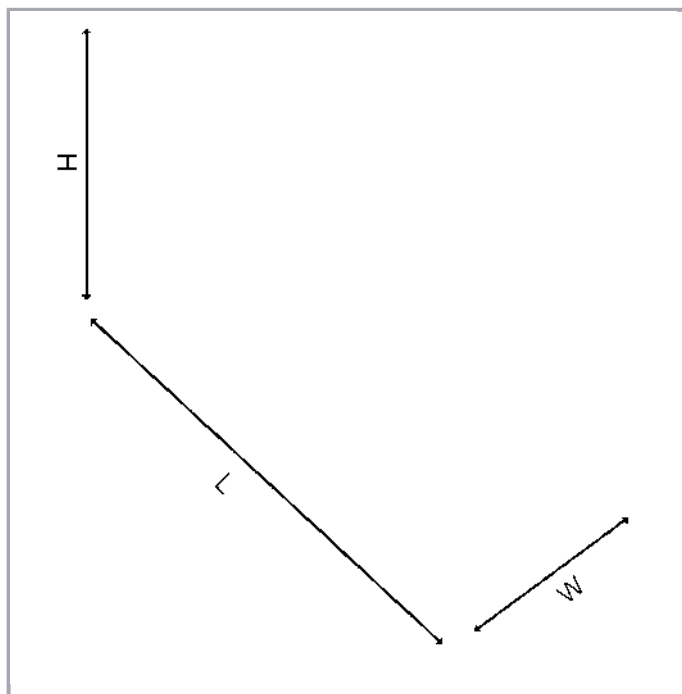
BOMcheck.net



Subject to changes. Please also observe the further product documentation!

WAGO Kontakttechnik GmbH & Co. KG
Hansastr. 27
32423 Minden
Phone: +49571 887-0 | Fax: +49571 887-169
Email: info.de@wago.com | Web: www.wago.com

Do you have any questions about our products?
We are always happy to take your call at +49 (571) 887-44222.



Data

Electrical Data

Operating voltage	\leq AC 30 V; \leq DC 50 V
Nominal current	4 A
Contact resistance (max.)	16 m Ω

Safety and protection:

Rated voltage	50 V
Rated impulse voltage	1.5 kV
Pollution degree	2
Protection class	IP00*
Note on protection class	* Notice! Live conductors! Protection against direct contact must be provided by the equipment builder, e.g., using a WAGO 709 Series cover (see Accessories) or a similar cover. The installation requirements for the particular application must be observed.

Connection data

Connection type (1)	System
No. of poles	48
Pluggable connector	Pluggable connector per DIN 41612; type F; male connector

Subject to changes. Please also observe the further product documentation!

WAGO Kontakttechnik GmbH & Co. KG
Hansastr. 27
32423 Minden
Phone: +49571 887-0 | Fax: +49571 887-169
Email: info.de@wago.com | Web: www.wago.com

Do you have any questions about our products?
We are always happy to take your call at +49 (571) 887-44222.



For mating connectors	Harting
Mating direction	Vertical
Connection type (2)	Field
No. of poles 2	48
Design 2	PCB terminal blocks, 2-row
Connection technology 2	CAGE CLAMP®
WAGO terminal 2	WAGO 236 Series
Solid conductor (2)	0.08 ... 2.5 mm² / 28 ... 12 AWG
Fine-stranded conductor (2)	0.08 ... 2.5 mm² / 28 ... 12 AWG
Strip length (2)	5 ... 6 mm / 0.2 ... 0.24 inch
Note (conductor cross-section)	12 AWG: THHN, THWN
Performance level	1 / 500 mating cycles

Geometrical Data

Width	128 mm / 5.039 inch
Height from upper-edge of DIN-35 rail	39 mm / 1.535 inch
Depth	85 mm / 3.346 inch

Mechanical data

Type of mounting	DIN-35 rail
Housing design	PCB with mounting feet

Material Data

Contact material (pluggable connector)	Copper alloy, gold plated
Fire load	4.006 MJ
Weight	140.9 g

Environmental Requirements

Relative humidity	≤ 85% (non condensing)
-------------------	------------------------

Commercial data

Product Group	6 (Interface Electronics)
Packaging type	BOX
Country of origin	DE
GTIN	4045454432829
Customs Tariff No.	85369010000

Subject to changes. Please also observe the further product documentation!

WAGO Kontakttechnik GmbH & Co. KG
Hansastr. 27
32423 Minden
Phone: +49571 887-0 | Fax: +49571 887-169
Email: info.de@wago.com | Web: www.wago.com





Do you have any questions about our products?
We are always happy to take your call at +49 (571) 887-44222.



Counterpart

Compatible products

Marking accessories

	Item no.: 709-177 Marking strips; on reel; 7.5 mm wide; not stretchable; plain; snap-on type; translucent	www.wago.com/709-177
	Item no.: 709-178 Marking strips; on reel; 7.5 mm wide; not stretchable; plain; snap-on type; white	www.wago.com/709-178
	Item no.: 709-196 Marking strips; for laser printer; translucent	www.wago.com/709-196
	Item no.: 709-198 Marking strips; white	www.wago.com/709-198

Downloads

Documentation

Bid Text

289-436	Feb 9, 2015	doc	Download
doc - Datei		26.6 kB	
289-436	Feb 19, 2019	xml	Download
GAEB X81 - Datei		3.5 kB	

Instruction Leaflet

		pdf	Download
		1.3 MB	

Additional Information

Disposal; Electrical and electronic equipment, Packaging	V 1.0.0	pdf	Download
		265.8 kB	

CAD/CAE-Data

CAE data

EPLAN Data Portal 289-436	URL	Download
---------------------------	-----	----------

WSCAD Universe 289-436


Subject to changes. Please also observe the further product documentation!

WAGO Kontakttechnik GmbH & Co. KG
 Hansastr. 27
 32423 Minden
 Phone: +49571 887-0 | Fax: +49571 887-169
 Email: info.de@wago.com | Web: www.wago.com


Do you have any questions about our products?
 We are always happy to take your call at +49 (571) 887-44222.

Installation Notes

Inserting a conductor



Connection of conductor – Operating tool actuation parallel to conductor entry.



Connection of conductor – Operating tool actuation perpendicular to conductor entry.

Subject to changes. Please also observe the further product documentation!