


Data sheet | Item number: 289-510

Interface module; Pluggable connector per DIN 41651; 64-pole; PCB terminal blocks, triple-row; in mounting carrier; 2,50 mm²

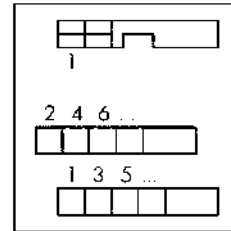
www.wago.com/289-510



Similar to picture

RoHS 
Compliant

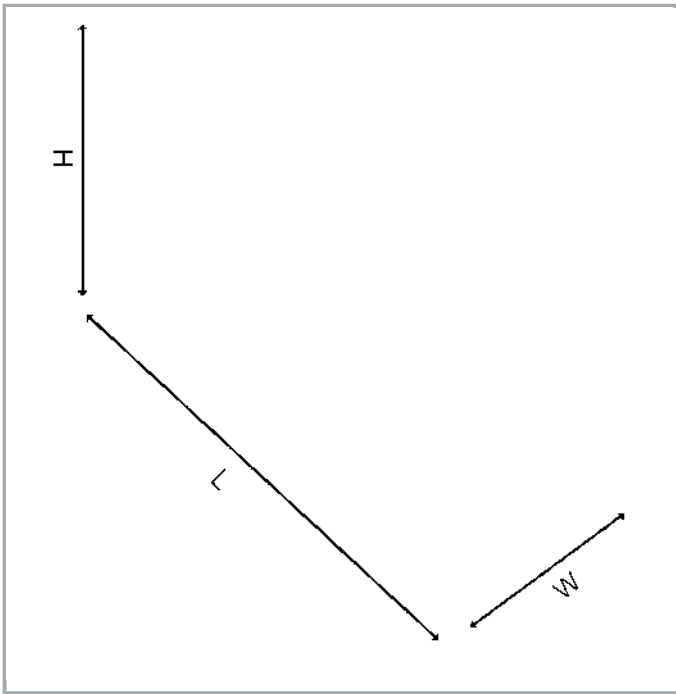
[BOMcheck.net](https://www.bomcheck.net)



Subject to changes. Please also observe the further product documentation!

WAGO Kontakttechnik GmbH & Co. KG
Hansastr. 27
32423 Minden
Phone: +49571 887-0 | Fax: +49571 887-169
Email: info.de@wago.com | Web: www.wago.com

Do you have any questions about our products?
We are always happy to take your call at +49 (571) 887-44222.



Data

Electrical Data

Operating voltage	≤ AC 100 V; ≤ DC 125 V
Nominal current	1 A

Safety and protection:

Rated voltage	100 V
Rated impulse voltage	0.8 kV
Pollution degree	2
Protection class	IP20

Connection data

Connection type (1)	System
No. of poles	64
Pluggable connector	Pluggable connector per DIN 41651; male connector
Mating direction	Vertical
Connection type (2)	Field
No. of poles 2	64
Design 2	PCB terminal blocks, 3-row
Connection technology 2	

Subject to changes. Please also observe the further product documentation!

WAGO Kontakttechnik GmbH & Co. KG
Hansastr. 27
32423 Minden
Phone: +49571 887-0 | Fax: +49571 887-169
Email: info.de@wago.com | Web: www.wago.com

Do you have any questions about our products?
We are always happy to take your call at +49 (571) 887-44222.



	CAGE CLAMP®
WAGO terminal 2	WAGO 236 Series
Solid conductor (2)	0.08 ... 2.5 mm² / 28 ... 12 AWG
Fine-stranded conductor (2)	0.08 ... 2.5 mm² / 28 ... 12 AWG
Strip length (2)	5 ... 6 mm / 0.2 ... 0.24 inch
Note (conductor cross-section)	12 AWG: THHN, THWN
Performance level	3 / 50 mating cycles

Geometrical Data

Width	120 mm / 4.724 inch
Height from upper-edge of DIN-35 rail	36 mm / 1.417 inch
Depth	85 mm / 3.346 inch

Mechanical data

Type of mounting	DIN-35 rail
Housing design	Mounting carrier

Material Data

Contact material (pluggable connector)	Au over Ni
Fire load	2.09 MJ
Weight	147.9 g

Environmental Requirements

Surrounding air (operating) temperature	-20 ... 55 °C
Surrounding air (storage) temperature	-40 ... 70 °C
Relative humidity	≤ 85% (non condensing)

Commercial data

Product Group	6 (Interface Electronics)
Packaging type	BOX
Country of origin	DE
GTIN	4045454475956
Customs Tariff No.	85369010000

Counterpart

Subject to changes. Please also observe the further product documentation!

WAGO Kontakttechnik GmbH & Co. KG
Hansastr. 27
32423 Minden
Phone: +49571 887-0 | Fax: +49571 887-169
Email: info.de@wago.com | Web: www.wago.com

Do you have any questions about our products?
We are always happy to take your call at +49 (571) 887-44222.

Compatible products

tools



Item no.: 210-720

Operating tool; Blade: 3.5 x 0.5 mm; with a partially insulated shaft

www.wago.com/210-720

Downloads

Documentation

Bid Text

289-510 GAEB X81 - Datei	Feb 19, 2019	xml 3.3 kB	Download
-----------------------------	--------------	---------------	----------

289-510 doc - Datei	Feb 9, 2015	doc 25.6 kB	Download
------------------------	-------------	----------------	----------

Instruction Leaflet

pdf
1.3 MB

Download

Additional Information

Disposal; Electrical and electronic equipment, Packaging	V 1.0.0	pdf 265.8 kB	Download
--	---------	-----------------	----------

CAD/CAE-Data

CAD data

2D/3D Models 289-510	URL	Download
----------------------	-----	----------

CAE data

EPLAN Data Portal 289-510	URL	Download
---------------------------	-----	----------

WSCAD Universe 289-510	URL	Download
------------------------	-----	----------


Installation Notes

Inserting a conductor


Subject to changes. Please also observe the further product documentation!

WAGO Kontakttechnik GmbH & Co. KG
Hansastr. 27
32423 Minden
Phone: +49571 887-0 | Fax: +49571 887-169
Email: info.de@wago.com | Web: www.wago.com

Do you have any questions about our products?
We are always happy to take your call at +49 (571) 887-44222.




Connection of conductor – Operating tool actuation parallel to conductor entry.




Connection of conductor – Operating tool actuation perpendicular to conductor entry.

Assembly



Assembly of a module on the carrier rail



Removing a module from the DIN-rail.

Subject to changes. Please also observe the further product documentation!