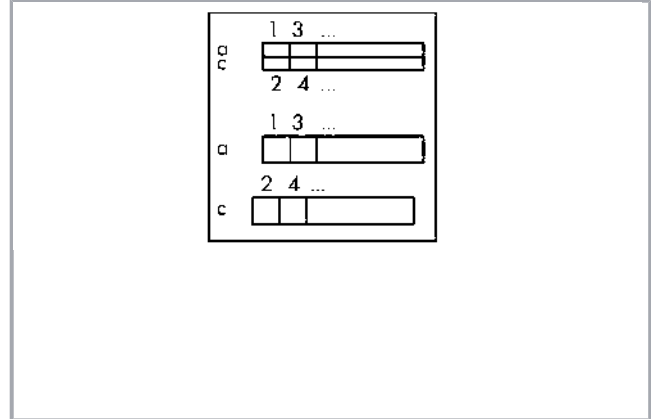


Data sheet | Item number: 289-527

Interface module; Pluggable connector per DIN 41612; 64-pole; Mating connector for solder connection; Horizontal mounting; PCB terminal blocks, double-row; in mounting carrier; Type C; 2,50 mm²



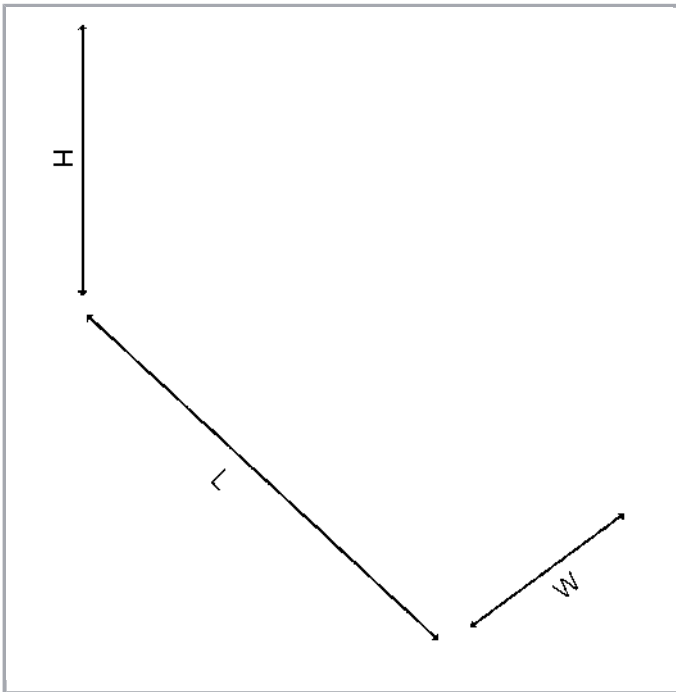
www.wago.com/289-527



Subject to changes. Please also observe the further product documentation!

WAGO Kontakttechnik GmbH & Co. KG
Hansastr. 27
32423 Minden
Phone: +49571 887-0 | Fax: +49571 887-169
Email: info.de@wago.com | Web: www.wago.com

Do you have any questions about our products?
We are always happy to take your call at +49 (571) 887-44222.



Data

Electrical Data

Operating voltage	≤ AC 100 V; ≤ DC 125 V
Nominal current	1 A
Contact resistance (max.)	20 mΩ

Safety and protection:

Rated voltage	100 V
Rated impulse voltage	0.8 kV
Pollution degree	2
Protection class	IP20

Connection data

Connection type (1)	System
No. of poles	64
Pluggable connector	Pluggable connector per DIN 41612; type C; male connector
For mating connectors	With solder connection
Mating direction	Horizontal
Connection type (2)	Field
No. of poles 2	64

Subject to changes. Please also observe the further product documentation!

WAGO Kontakttechnik GmbH & Co. KG
 Hansastr. 27
 32423 Minden
 Phone: +49571 887-0 | Fax: +49571 887-169
 Email: info.de@wago.com | Web: www.wago.com

Do you have any questions about our products?
 We are always happy to take your call at +49 (571) 887-44222.



Design 2	PCB terminal blocks, 2-row
Connection technology 2	CAGE CLAMP®
WAGO terminal 2	WAGO 236 Series
Solid conductor (2)	0.08 ... 2.5 mm ² / 28 ... 12 AWG
Fine-stranded conductor (2)	0.08 ... 2.5 mm ² / 28 ... 12 AWG
Strip length (2)	5 ... 6 mm / 0.2 ... 0.24 inch
Note (conductor cross-section)	12 AWG: THHN, THWN
Performance level	2 / 400 mating cycles

Geometrical Data

Width	171 mm / 6.732 inch
Height from upper-edge of DIN-35 rail	34 mm / 1.339 inch
Depth	85 mm / 3.346 inch

Mechanical data

Type of mounting	DIN-35 rail
Housing design	Mounting carrier

Material Data

Contact material (pluggable connector)	Copper alloy, gold plated
Fire load	2.527 MJ
Weight	174.5 g

Environmental Requirements

Surrounding air (operating) temperature	-20 ... 50 °C
Surrounding air (storage) temperature	-40 ... 70 °C
Relative humidity	≤ 85% (non condensing)

Commercial data

Product Group	6 (Interface Electronics)
Packaging type	BOX
Country of origin	DE
GTIN	4045454594190
Customs Tariff No.	85369010000

Subject to changes. Please also observe the further product documentation!





WAGO Kontakttechnik GmbH & Co. KG
 Hansastr. 27
 32423 Minden
 Phone: +49571 887-0 | Fax: +49571 887-169
 Email: info.de@wago.com | Web: www.wago.com

Do you have any questions about our products?
 We are always happy to take your call at +49 (571) 887-44222.

Counterpart

Compatible products

Marking accessories

	Item no.: 709-177 Marking strips; on reel; 7.5 mm wide; not stretchable; plain; snap-on type; translucent	www.wago.com/709-177
	Item no.: 709-178 Marking strips; on reel; 7.5 mm wide; not stretchable; plain; snap-on type; white	www.wago.com/709-178
	Item no.: 709-196 Marking strips; for laser printer; translucent	www.wago.com/709-196
	Item no.: 709-198 Marking strips; white	www.wago.com/709-198

Downloads

Documentation

Bid Text

289-527 doc - Datei	Feb 9, 2015	doc 27.1 kB	Download
289-527 GAEB X81 - Datei	Feb 19, 2019	xml 3.5 kB	Download

Instruction Leaflet

		pdf 1.3 MB	Download
--	--	---------------	----------

Additional Information

Disposal; Electrical and electronic equipment, Packaging	V 1.0.0	pdf 265.8 kB	Download
--	---------	-----------------	----------

CAD/CAE-Data


CAE data

EPLAN Data Portal 289-527		URL	Download
WSCAD Universe 289-527		URL	Download


Subject to changes. Please also observe the further product documentation!

Installation Notes

Inserting a conductor




Connection of conductor – Operating tool actuation parallel to conductor entry.




Connection of conductor – Operating tool actuation perpendicular to conductor entry.

Assembly



Assembly of a module on the carrier rail



Removing a module from the DIN-rail.

Subject to changes. Please also observe the further product documentation!