

Data sheet | Item number: 294-8324

Lighting connector; push-button, external; for Linect®; with angled snap-in ground contact; 1/L´-2/L-PE-N; 4-pole; Cod. A; Lighting side: for solid conductors; Inst. side: for all conductor types; max. 2.5 mm²; Surrounding air temperature: max 85°C (T85); 2,50 mm²; white



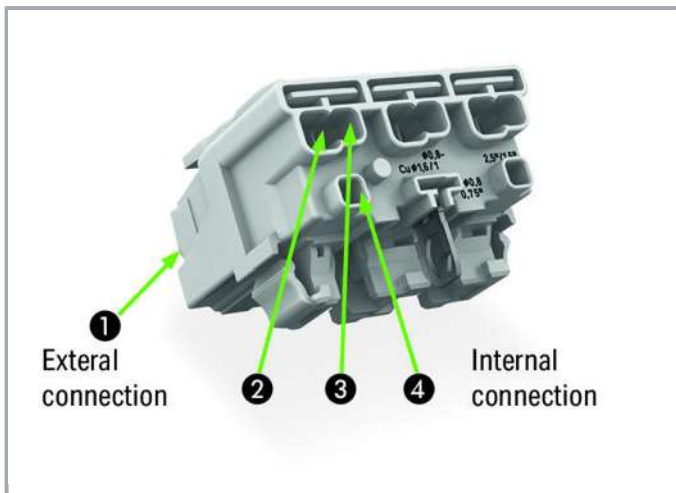
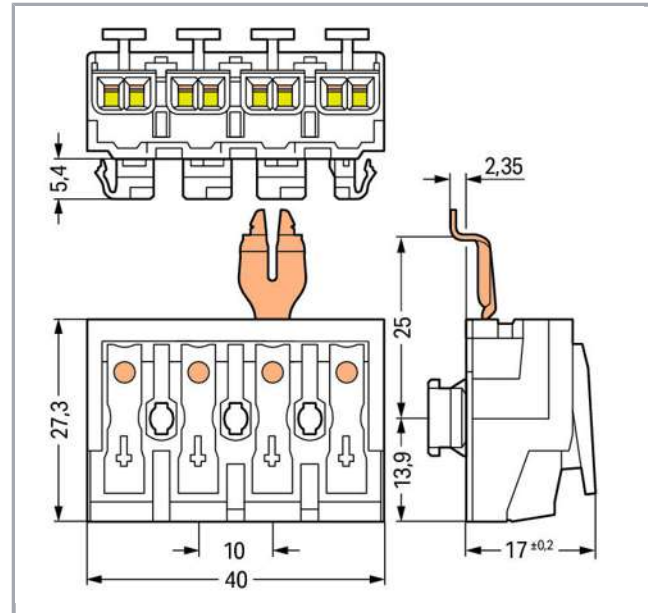
www.wago.com/294-8324



RoHS Compliant

BOMcheck.net

Color:



Item description

- External connection of solid, stranded and fine-stranded conductors

Subject to changes. Please also observe the further product documentation!

WAGO Kontakttechnik GmbH & Co. KG
Hansastr. 27
32423 Minden
Phone: +49571 887-0 | Fax: +49571 887-169
Email: info.de@wago.com | Web: www.wago.com

Do you have any questions about our products?
We are always happy to take your call at +49 (571) 887-44222.



- Universal conductor termination (AWG, metric)
- Third contact located at the bottom of internal connector end
- - Strain relief plate can be retrofitted

Data

Electrical data

Ratings per IEC/EN 60664-1

Ratings per	IEC/EN 60998-1
Ratings note	Connection points
Rated voltage (II / 2)	500 V
Rated impulse voltage (II / 2)	4 kV
Rated current	24 A
Ratings according to 2	IEC/EN 60998-2-2
Ratings note 2	Connection points
Rated voltage (II / 2) 2	500 V
Rated impulse voltage (II / 2) 2	4 kV
Rated current (2)	24 A
Ratings according to 3	IEC/EN 61984
Ratings Note 3	Linect [®] plug-in connection
Rated voltage (II / 2) 3	500 V
Rated impulse voltage (II / 2) 3	4 kV
Rated current (3)	16 A
Legend (ratings)	(III / 2) $\hat{=}$ Overvoltage category III / Pollution degree 2

Approvals per UL 1059

Approvals per	UL 1059
---------------	---------

Connection data

Connection type (1)	External 1
Connection technology	Push-in CAGE CLAMP [®]
Number of connection points (connection type)	2
Actuation type	Push-button
Actuation type 2	Push-in
Solid conductor	0,5 ... 2,5 mm ² / 18 ... 12 AWG
Solid conductor, push-in termination	0,5 ... 2,5 mm ² / 18 ... 12 AWG

Subject to changes. Please also observe the further product documentation!



Stranded conductor	0,5 ... 2,5 mm ² / 18 ... 14 AWG
Fine-stranded conductor	0,5 ... 2,5 mm ² / 18 ... 14 AWG
Fine-stranded conductor with ferrule with plastic collar	0,5 ... 1,5 mm ² / 18 ... 16 AWG
Fine-stranded conductor with ferrule without plastic collar	0,5 ... 1,5 mm ² / 18 ... 16 AWG
Fine-stranded conductor with ferrule, push-in termination, from	0,5 mm ² / 18 AWG
Strip length	8 ... 9 mm / 0.31 ... 0.35 inch
No. of poles	4
Connection type (2)	Internal 2
Connection technology 2	PUSH WIRE [®]
Number of connection points	1
Solid conductor (2)	0,5 ... 2,5 mm ² / 18 ... 14 AWG
Fine-stranded conductor with insulated ferrule (2)	0,5 ... 1 mm ² / 18 ... 14 AWG
Fine-stranded conductor with uninsulated ferrule (2)	0,5 ... 1,5 mm ² / 18 ... 16 AWG
Strip length (2)	8 ... 9 mm / 0.31 ... 0.35 inch
Connection type (3)	Internal 3
Connection technology 3	PUSH WIRE [®]
Number of connection points	1
Actuation type 3	Push-in
Solid conductor (3)	0,5 ... 1,5 mm ² / 18 ... 16 AWG
Fine-stranded conductor with insulated ferrule (3)	0,5 ... 0,75 mm ² / 18 AWG 0.5 ... 0.75mm ² / 18 AWG
Fine-stranded conductor with uninsulated ferrule (3)	0,5 ... 1 mm ² / 18 ... 14 AWG
Strip length (3)	8 ... 9 mm / 0.31 ... 0.35 inch
Connection type (4)	Internal 4
Connection technology 4	PUSH WIRE [®]
Number of connection points	1
Actuation type 4	Push-in
Solid conductor (4)	0,5 ... 0,75 mm ² / 18 AWG
Strip length (4)	8 ... 9 mm / 0.31 ... 0.35 inch
Total number of potentials	4
Number of connection types	4
Ground function	with angled snap-in ground contact

Geometrical Data

Pin spacing	10 mm / 0.394 inch
Width	40 mm / 1.575 inch
Height	22,4 mm / 0.882 inch
Height from the surface	17 mm / 0.669 inch

Subject to changes. Please also observe the further product documentation!

Depth	27,3 mm / 1.075 inch
-------	----------------------

Mechanical data

Technologie	Linect
Marking	1/L' 2/L N

Material Data

Color	white
Material group	III a
Insulating material	Polycarbonate (PC)
Flammability class per UL94	V0
Clamping spring material	Chrome nickel spring steel (CrNi)
Contact material	Electrolytic copper (E _{Cu})
Contact plating	tin-plated
Fire load	0.265 MJ
Weight	14 g

Environmental Requirements


Temperature stability	120 °C
T-Kennzeichnung	T85

Commercial data

Product Group	8 (Misc. Chassis Mount Blocks)
Packaging type	bag
Country of origin	PL
GTIN	4050821098898
Customs Tariff No.	85369010000

Approvals / Certificates

Country specific Approvals

Logo	Approval	Additional Approval Text	Certificate name
	ENEC 05 DEKRA Certification B.V.	EN 60998	2128791.01

Subject to changes. Please also observe the further product documentation!



Counterpart

Downloads

Documentation

Additional Information

Technical explanations	Apr 3, 2019	pdf 3.6 MB	Download
------------------------	-------------	---------------	----------

CAD/CAE-Data

CAE data

WSCAD Universe 294-8324		URL	Download
-------------------------	--	-----	----------

Installation Notes

Subject to changes. Please also observe the further product documentation!