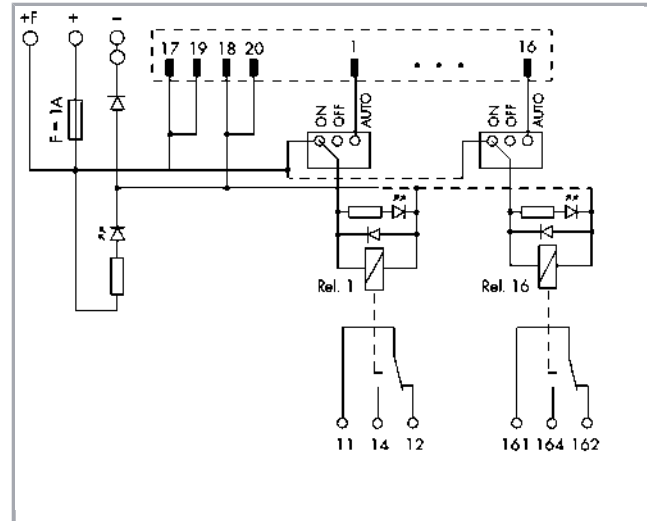


Data sheet | Item number: 704-5044

Interface module for system wiring; Pluggable connector per DIN 41651;
Male connector; 20-pole; 16-channel relay output; 1 changeover contact;
Triple-deck PCB terminal blocks; with manual operation; in mounting carrier;
2,50 mm²



www.wago.com/704-5044

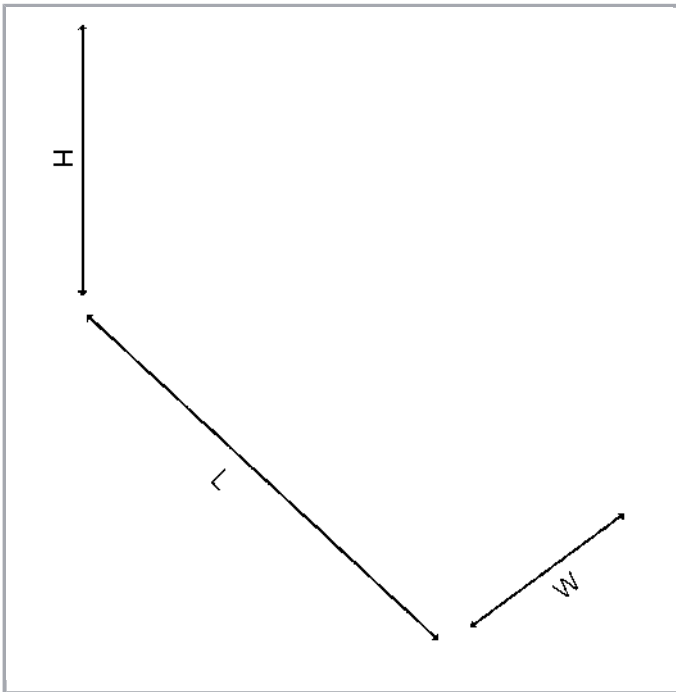


BOMcheck.net

Subject to changes. Please also observe the further product documentation!

WAGO Kontakttechnik GmbH & Co. KG
Hansastr. 27
32423 Minden
Phone: +49571 887-0 | Fax: +49571 887-169
Email: info.de@wago.com | Web: www.wago.com

Do you have any questions about our products?
We are always happy to take your call at +49 (571) 887-44222.



Data

Electrical Data

In-/Outputs	16-channel relay output
Nominal operating voltage	DC 24 V
Operating voltage range	±10 %
Number of changeover/switchover contacts	1
Limiting continuous current	5 A
Max. switching voltage	AC 250 V; DC 48 V
Max. switching power (resistive)	AC 1250 VA; DC 50 W
Mechanical life	10 x 10 ⁶ switching operations
Status indication	LED green (channel) LED yellow (power supply)
Internal fuse	Supply: 1 A; Relay output: -
WAGO elementary relay	857-152
Specialty functions	Manually operated

Safety and protection:

Rated voltage	50 V
Rated impulse voltage	0.8 kV
Pollution degree	2

Subject to changes. Please also observe the further product documentation!

WAGO Kontakttechnik GmbH & Co. KG
 Hansastr. 27
 32423 Minden
 Phone: +49571 887-0 | Fax: +49571 887-169
 Email: info.de@wago.com | Web: www.wago.com

Do you have any questions about our products?
 We are always happy to take your call at +49 (571) 887-44222.



Dielectric strength, control/load circuit (AC, 1 min)	4 kVrms
Dielectric strength, load/load circuit (AC, 1 min)	1 kVrms

Connection data

Connection type (1)	System
No. of poles	20
Pluggable connector	Pluggable connector per DIN 41651; male connector
Mating direction	Vertical
Connection type (2)	Field
No. of poles 2	48
Design 2	PCB terminal blocks, 3-deck
Connection technology 2	CAGE CLAMP®
WAGO terminal 2	WAGO 737 Series
Solid conductor (2)	0.08 ... 2.5 mm ² / 28 ... 12 AWG
Fine-stranded conductor (2)	0.08 ... 2.5 mm ² / 28 ... 12 AWG
Strip length (2)	5 ... 6 mm / 0.2 ... 0.24 inch
Connection type (3)	Supply
No. of poles 3	4
Design 3	PCB terminal blocks
Connection technology 3	CAGE CLAMP®
WAGO terminal 3	WAGO 236 Series
Solid conductor (3)	0.08 ... 2.5 mm ² / 28 ... 12 AWG
Fine-stranded conductor (3)	0.08 ... 2.5 mm ² / 28 ... 12 AWG
Strip length (3)	5 ... 6 mm / 0.2 ... 0.24 inch
Note (conductor cross-section)	12 AWG: THHN, THWN

Geometrical Data

Width	111 mm / 4.37 inch
Height from upper-edge of DIN-35 rail	65 mm / 2.559 inch
Depth	105 mm / 4.134 inch

Mechanical data

Type of mounting	DIN-35 rail
Housing design	Mounting carrier

Subject to changes. Please also observe the further product documentation!

Material Data

Contact material (relay)	AgSnO ₂
Weight	319 g

Environmental Requirements

Surrounding air (operating) temperature	-25 ... 40 °C
Surrounding air (storage) temperature	-40 ... 70 °C
Relative humidity	≤ 85% (non condensing)






Commercial data

Product Group	30 ()
Packaging type	BOX
Country of origin	FR
GTIN	4045454980160
Customs Tariff No.	85369010000

Counterpart

Compatible products

Marking accessories

	Item no.: 2009-110 Marking strips; on reel; not stretchable; plain; snap-on type; white	www.wago.com/2009-110
	Item no.: 709-177 Marking strips; on reel; 7.5 mm wide; not stretchable; plain; snap-on type; translucent	www.wago.com/709-177
	Item no.: 709-178 Marking strips; on reel; 7.5 mm wide; not stretchable; plain; snap-on type; white	www.wago.com/709-178
	Item no.: 709-196 Marking strips; for laser printer; translucent	www.wago.com/709-196
	Item no.: 709-198 Marking strips; white	www.wago.com/709-198

General accessories

Item no.: 857-152













Subject to changes. Please also observe the further product documentation!



Basic relay; Nominal input voltage: 24 VDC; 1 changeover contact; Limiting continuous current: 6 A; Module width: 5 mm; Module height: 15 mm

www.wago.com/857-152

wiring and connectors

	Item no.: 706-100/1300-200 Connection cable; 20-pole; Pluggable connector per DIN 41651; open-ended; Length: 2 m; Conductor cross-section: 0.14 mm ² ; UR components	www.wago.com/706-100/1300-200
	Item no.: 706-100/1300-400 Connection cable; 20-pole; Pluggable connector per DIN 41651; open-ended; 4m; Conductor cross-section: 0.14 mm ² ; UR components	www.wago.com/706-100/1300-400
	Item no.: 706-2300/200-100 System cable; for Siemens S7-300; 2 x 16 digital outputs; Length: 1 m (1 MOhm); Conductor cross-section: 0.14 mm ²	www.wago.com/706-2300/200-100
	Item no.: 706-2300/200-200 System cable; for Siemens S7-300; 2 x 16 digital outputs; Length: 2 m; Conductor cross-section: 0.14 mm ²	www.wago.com/706-2300/200-200
	Item no.: 706-2300/200-300 System cable; for Siemens S7-300; 2 x 16 digital outputs; Length: 3 m; Conductor cross-section: 0.14 mm ²	www.wago.com/706-2300/200-300
	Item no.: 706-2300/300-100 System cable; for Siemens S7-300; 16 digital inputs or outputs; Length: 1 m (1 MOhm); Conductor cross-section: 0.14 mm ²	www.wago.com/706-2300/300-100
	Item no.: 706-2300/300-200 System cable; for Siemens S7-300; 16 digital inputs or outputs; Length: 2 m; Conductor cross-section: 0.14 mm ²	www.wago.com/706-2300/300-200
	Item no.: 706-2300/300-300 System cable; for Siemens S7-300; 16 digital inputs or outputs; Length: 3 m; Conductor cross-section: 0.14 mm ²	www.wago.com/706-2300/300-300
	Item no.: 706-2300/301-100 System cable; for Siemens S7-300; 2 x 16 digital inputs or outputs; Length: 1 m (1 MOhm); Conductor cross-section: 0.14 mm ²	www.wago.com/706-2300/301-100
	Item no.: 706-2300/301-200 System cable; for Siemens S7-300; 2 x 16 digital inputs or outputs; Length: 2 m; Conductor cross-section: 0.14 mm ²	www.wago.com/706-2300/301-200
	Item no.: 706-2300/301-300 System cable; for Siemens S7-300; 2 x 16 digital inputs or outputs; Length: 3 m; Conductor cross-section: 0.14 mm ²	www.wago.com/706-2300/301-300
	Item no.: 706-7753/301-200 System cable; for WAGO-I/O-SYSTEM, 753 Series; 16 digital inputs or outputs; Length: 2 m; Conductor cross-section: 0.14 mm ²	www.wago.com/706-7753/301-200

Subject to changes. Please also observe the further product documentation!

Downloads

Documentation

Bid Text

704-5044 X81 - Datei	Feb 19, 2019	xml 4.2 kB	Download
-------------------------	--------------	---------------	----------

704-5044 doc - Datei	Nov 20, 2015	doc 27.1 kB	Download
-------------------------	--------------	----------------	----------

Additional Information

Disposal; Electrical and electronic equipment, Packaging	V 1.0.0	pdf 265.8 kB	Download
--	---------	-----------------	----------

CAD/CAE-Data


CAE data

EPLAN Data Portal 704-5044	URL	Download
----------------------------	-----	----------

WSCAD Universe 704-5044	URL	Download
-------------------------	-----	----------

Installation Notes


Inserting a conductor




Connection of conductor – Operating tool actuation parallel to conductor entry.

Assembly

Subject to changes. Please also observe the further product documentation!



Assembly of a module on the carrier rail



Removing a module from the DIN-rail.

Subject to changes. Please also observe the further product documentation!