


## Data sheet | Item number: 722-132/045-000

THT female header; 0.6 x 1.0 mm solder pin; straight; 100% protected against mismatching; Pin spacing 5 mm; 2-pole; light gray

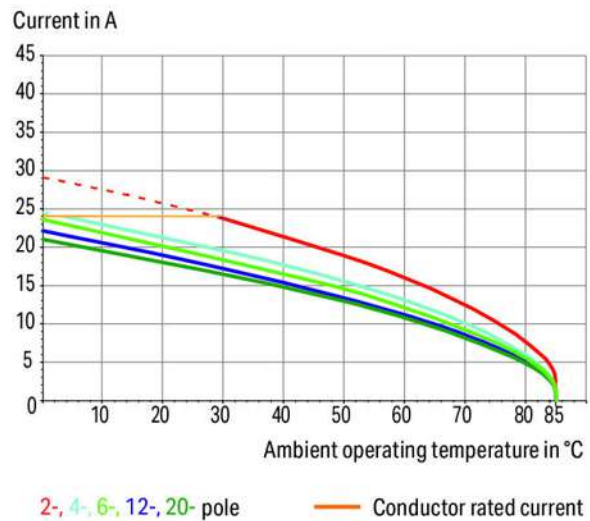
[www.wago.com/722-132\\_045-000](http://www.wago.com/722-132_045-000)



BOMcheck.net

Color: ■

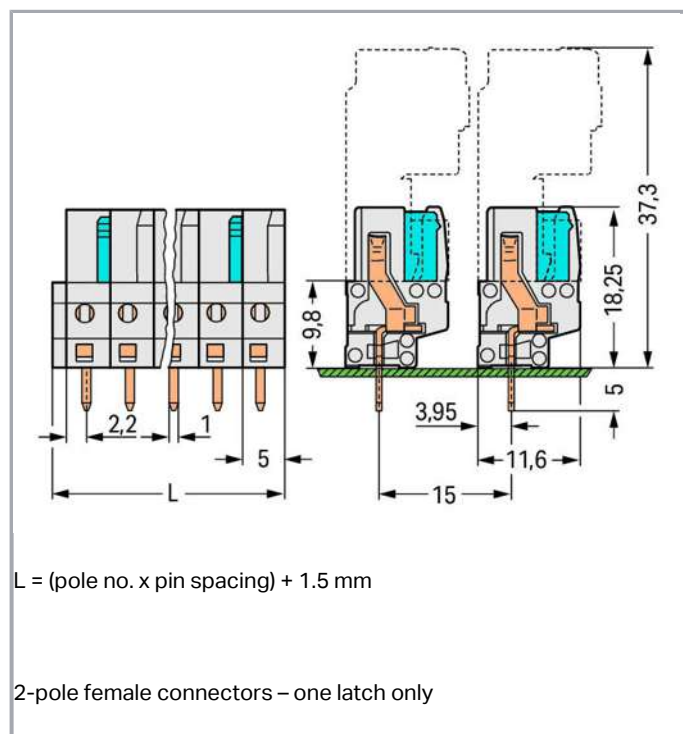
**Derating Curve**  
THT female header (722-232) with  
1-conductor male connector (721-602)  
Pin spacing: 5 mm / Conductor cross-section: 2.5 mm<sup>2</sup> "f-st"  
Based on: EN 60512-5-2 / Reduction factor: 0.8



Subject to changes. Please also observe the further product documentation!

WAGO Kontakttechnik GmbH & Co. KG  
Hansastr. 27  
32423 Minden  
Phone: +49571 887-0 | Fax: +49571 887-169  
Email: [info.de@wago.com](mailto:info.de@wago.com) | Web: [www.wago.com](http://www.wago.com)

Do you have any questions about our products?  
We are always happy to take your call at +49 (571) 887-44222.



### Item description

- Horizontal or vertical PCB mounting via straight or angled solder pins
- For board-to-board and board-to-wire connections
- Touch-proof PCB outputs
- Easy-to-identify PCB inputs and outputs
- 100 % protected against mismating
- With coding fingers

### Safety information 1:

The *MULTI CONNECTION SYSTEM (MCS)* is designed without breaking capacity for compliance with DIN EN 61984. When used as intended, MCS Connectors shall not be connected/disconnected when live or under load. The circuit design should ensure header pins, which can be touched, are not live when unmated.

### Data

#### Electrical data

#### Ratings per IEC/EN 60664-1

|                                 |       |
|---------------------------------|-------|
| Rated voltage (III / 3)         | 320 V |
| Rated impulse voltage (III / 3) | 4 kV  |

Subject to changes. Please also observe the further product documentation!

WAGO Kontakttechnik GmbH & Co. KG  
Hansastr. 27  
32423 Minden  
Phone: +49571 887-0 | Fax: +49571 887-169  
Email: [info.de@wago.com](mailto:info.de@wago.com) | Web: [www.wago.com](http://www.wago.com)

Do you have any questions about our products?  
We are always happy to take your call at +49 (571) 887-44222.



|                                 |  |
|---------------------------------|--|
| Rated voltage (III / 2)         | 320 V  |
| Rated impulse voltage (III / 2) | 4 kV   |
| Rated voltage (II / 2)          | 630 V  |
| Rated impulse voltage (II / 2)  | 4 kV   |
| Rated current                   | 12 A   |
| Legend (ratings)                | (III / 2) $\triangleq$ Overvoltage category III / Pollution degree 2 |

### Approvals per UL 1059

|                                |       |
|--------------------------------|-------|
| Rated voltage UL (Use Group B) | 300 V |
| Rated current UL (Use Group B) | 15 A  |
| Rated voltage UL (Use Group D) | 300 V |
| Rated current UL (Use Group D) | 10 A  |

### Approvals per CSA

|                                 |       |
|---------------------------------|-------|
| Rated voltage CSA (Use Group B) | 300 V |
| Rated current CSA (Use Group B) | 15 A  |
| Rated voltage CSA (Use Group D) | 300 V |
| Rated current CSA (Use Group D) | 10 A  |

### Connection data

|                            |   |
|----------------------------|---|
| No. of poles               | 2 |
| Total number of potentials | 2 |
| Number of connection types | 1 |
| Number of levels           | 1 |

### Geometrical Data

|                                   |                                |
|-----------------------------------|--------------------------------|
| Pin spacing                       | 5 mm / 0.197 inch              |
| Width                             | 11.5 mm / 0.453 inch           |
| Height                            | 22.05 mm / 0.868 inch          |
| Height from the surface           | 18.25 mm / 0.719 inch          |
| Depth                             | 11.6 mm / 0.457 inch           |
| Solder pin length                 | 5 mm                           |
| Solder pin dimensions             | 0.6 x 1 mm                     |
| Drilled hole diameter (tolerance) | 1.3 <sup>(- ... +0.1)</sup> mm |

Subject to changes. Please also observe the further product documentation!

WAGO Kontakttechnik GmbH & Co. KG  
Hansastr. 27  
32423 Minden  
Phone: +49571 887-0 | Fax: +49571 887-169  
Email: [info.de@wago.com](mailto:info.de@wago.com) | Web: [www.wago.com](http://www.wago.com)

Do you have any questions about our products?  
We are always happy to take your call at +49 (571) 887-44222.



## Plug connection

|                                    |                         |
|------------------------------------|-------------------------|
| Contact type (pluggable connector) | Female connector/socket |
| Connector connection type          | for PCBs                |
| Mismating protection               | Yes                     |
| Mating direction to the PCB        | 0°                      |

## PCB contact

|                                     |   |
|-------------------------------------|---|
| PCB contact                         | THT                                       |
| Solder pin arrangement              | over the entire female connector, in line |
| Number of solder pins per potential | 1   |

## Material Data

|                     |                      |
|---------------------|----------------------|
| Color               | light gray           |
| Material group      | I                    |
| Insulating material | Polyamide 66 (PA 66) |
| Contact material    | Copper alloy         |
| Contact plating     | tin-plated           |
| Fire load           | 0.035 MJ             |
| Weight              | 2 g                  |

## Environmental Requirements

|                         |                |
|-------------------------|----------------|
| Limit temperature range | -60 ... +85 °C |
|-------------------------|----------------|

## Commercial data

|                    |                        |
|--------------------|------------------------|
| Product Group      | 3 (Multi Conn. System) |
| Packaging type     | BOX                    |
| Country of origin  | DE                     |
| GTIN               | 4044918626606          |
| Customs Tariff No. | 85366990990            |

## Approvals / Certificates

### Country specific Approvals

| Logo | Approval | Additional Approval Text | Certificate name |
|------|----------|--------------------------|------------------|
|      | CSA      | C22.2                    | 1466354          |

Subject to changes. Please also observe the further product documentation!


WAGO Kontakttechnik GmbH & Co. KG  
Hansastr. 27  
32423 Minden  
Phone: +49571 887-0 | Fax: +49571 887-169  
Email: [info.de@wago.com](mailto:info.de@wago.com) | Web: [www.wago.com](http://www.wago.com)

Do you have any questions about our products?  
We are always happy to take your call at +49 (571) 887-44222.





DEKRA Certification B.V.

#### Ship Approvals

| Logo   | Approval                                  | Additional Approval Text | Certificate name         |
|--|---|--------------------------|--------------------------|
|  | <b>ABS</b><br>American Bureau of Shipping | -                        | 19-<br>HG1869876-<br>PDA |




#### UL-Approvals

| Logo  | Approval                                    | Additional Approval Text | Certificate name    |
|---|---|--------------------------|---------------------|
|   | <b>UL</b><br>Underwriters Laboratories Inc. | UL 1059                  | E45172-<br>19911118 |
|  | <b>UR</b><br>UL International Germany GmbH  | UL 1977                  | E45171              |


#### Counterpart

#### Compatible products

##### check

|  |  |  |
|--|--|--|
|  | <b>Item no.: 210-136</b><br>Test plug; 2 mm Ø; with 500 mm cable; red  | <a href="http://www.wago.com/210-136">www.wago.com/210-136</a> |
|  | <b>Item no.: 210-137</b><br>Test plug; 2.3 mm Ø; with 500 mm cable; yellow   | <a href="http://www.wago.com/210-137">www.wago.com/210-137</a> |
|  | <b>Item no.: 231-661</b><br>Test plugs for female connectors; for 5 mm and 5.08 mm pin spacing; 2,50 mm²; light gray | <a href="http://www.wago.com/231-661">www.wago.com/231-661</a> |

##### Marking accessories

|  |   |  |
|--|---|--|
|  | <b>Item no.: 210-833</b><br>Marking strips; on reel; 6 mm wide; plain; Self-adhesive; white | <a href="http://www.wago.com/210-833">www.wago.com/210-833</a> |
|--|---|--|

Subject to changes. Please also observe the further product documentation!

WAGO Kontakttechnik GmbH & Co. KG  
Hansastr. 27  
32423 Minden  
Phone: +49571 887-0 | Fax: +49571 887-169  
Email: [info.de@wago.com](mailto:info.de@wago.com) | Web: [www.wago.com](http://www.wago.com)

Do you have any questions about our products?  
We are always happy to take your call at +49 (571) 887-44222.



Item no.: 210-834

Marking strips; on reel; 5 mm wide; plain; Self-adhesive; white

## Downloads

### Documentation

#### Additional Information

|                        |             |               |          |
|------------------------|-------------|---------------|----------|
| Technical explanations | Apr 3, 2019 | pdf<br>3.6 MB | Download |
|------------------------|-------------|---------------|----------|

## Installation Notes

Subject to changes. Please also observe the further product documentation!

WAGO Kontakttechnik GmbH & Co. KG  
Hansastr. 27  
32423 Minden  
Phone: +49571 887-0 | Fax: +49571 887-169  
Email: [info.de@wago.com](mailto:info.de@wago.com) | Web: [www.wago.com](http://www.wago.com)

Do you have any questions about our products?  
We are always happy to take your call at +49 (571) 887-44222.