**Data sheet | Item number: 722-837/047-000**

THT female header; 0.6 x 1.0 mm solder pin; angled; 100% protected against mismating; Spacer flange; Pin spacing 7.5 mm; 7-pole; light gray

www.wago.com/722-837_047-000



RoHS ✓ Compliant

BOMcheck.net

Color:

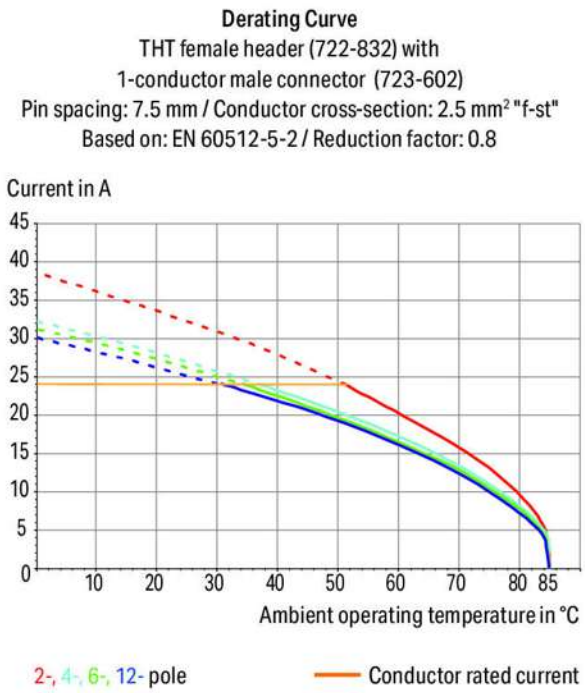


Subject to changes. Please also observe the further product documentation!

WAGO Kontakttechnik GmbH & Co. KG
Hansastr. 27
32423 Minden
Phone: +49571 887-0 | Fax: +49571 887-169
Email: info.de@wago.com | Web: www.wago.com

Do you have any questions about our products?
We are always happy to take your call at +49 (571) 887-44222.

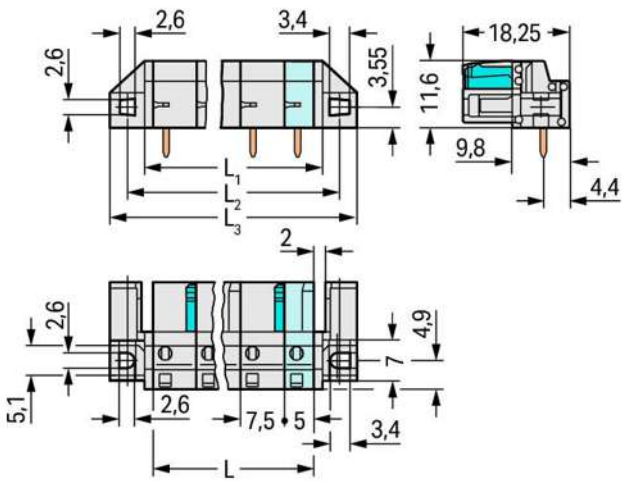


L = (pole no. – 1) x pin spacing + 5 mm

$L_1$ = L + 3 mm

$L_2$ = L + 8.8 mm

$L_3$ = L + 14.8 mm

2-pole female connectors – one latch only

## Item description

- Horizontal or vertical PCB mounting via straight or angled solder pins
- For board-to-board and board-to-wire connections
- Touch-proof PCB outputs
- Easy-to-identify PCB inputs and outputs
- 100 % protected against mismating
- With coding fingers

**Safety information 1:**
The *MULTI CONNECTION SYSTEM (MCS)* is designed without breaking capacity for compliance with DIN EN 61984. When used as intended, MCS

Subject to changes. Please also observe the further product documentation!

WAGO Kontakttechnik GmbH & Co. KG
Hansastr. 27
32423 Minden
Phone: +49571 887-0 | Fax: +49571 887-169
Email: info.de@wago.com | Web: www.wago.com

Do you have any questions about our products?
We are always happy to take your call at +49 (571) 887-44222.

Connectors shall not be connected/disconnected when live or under load. The circuit design should ensure header pins, which can be touched, are not live when unmated.

## Data

### Electrical data

#### Ratings per IEC/EN 60664-1

| | |
|---|---|
| Ratings per | IEC/EN 60664-1 |
| Rated voltage (III / 3) | 500 V |
| Rated impulse voltage (III / 3) | 6 kV |
| Rated voltage (III / 2) | 630 V |
| Rated impulse voltage (III / 2) | 6 kV |
| Rated voltage (II / 2) | 1000 V |
| Rated impulse voltage (II / 2) | 6 kV |
| Rated current | 12 A |
| Legend (ratings) | (III / 2) ≙ Overvoltage category III / Pollution degree 2 |

#### Approvals per UL 1059

| | |
|---|---|
| Rated voltage UL (Use Group B) | 300 V |
| Rated current UL (Use Group B) | 15 A |
| Rated voltage UL (Use Group D) | 300 V |
| Rated current UL (Use Group D) | 10 A |
| Approvals per | UL 1059 |

#### Approvals per UL 1977

| | |
|---|---|
| Rated voltage per UL 1977 (factory wiring only) | 600 V |
| Rated current per UL 1977 (factory wiring only) | 15 A |

#### Approvals per CSA

| | |
|---|---|
| Rated voltage CSA (Use Group B) | 300 V |
| Rated current CSA (Use Group B) | 15 A |
| Rated voltage CSA (Use Group D) | 300 V |
| Rated current CSA (Use Group D) | 10 A |

#### Connection data

| | |
|---|---|
| No. of poles | 7 |



WAGO Kontakttechnik GmbH & Co. KG
Hansastr. 27
32423 Minden
Phone: +49571 887-0 | Fax: +49571 887-169
Email: info.de@wago.com | Web: www.wago.com

Do you have any questions about our products?
We are always happy to take your call at +49 (571) 887-44222.

| | |
|---|---|
| Total number of potentials | 7 |
| Number of connection types | 1 |
| Number of levels | 1 |

## Geometrical Data

| | |
|---|---|
| Pin spacing | 7.5 mm / 0.295 inch |
| Width | 64.8 mm / 2.551 inch |
| Height | 16.6 mm / 0.654 inch |
| Height from the surface | 11.6 mm / 0.457 inch |
| Depth | 18.25 mm / 0.719 inch |
| Solder pin length | 5 mm |
| Solder pin dimensions | 0.6 x 1 mm |
| Drilled hole diameter (tolerance) | 1.3 $^{(+0.1)}$ mm |

## Mechanical data

| | |
|---|---|
| Mounting type | Mounting flange |
| Type of mounting | Flush mounting<br>Panel mounting |

## Plug connection

| | |
|---|---|
| Contact type (pluggable connector) | Female connector/socket |
| Connector connection type | for PCBs |
| Mismating protection | Yes |
| Mating direction to the PCB | 0 ° |

## PCB contact

| | |
|---|---|
| PCB contact | THT |
| Solder pin arrangement | over the entire female connector, in line |
| Number of solder pins per potential | 1 |

## Material Data

| | |
|---|---|
| Color | light gray |
| Material group | I |
| Insulating material | Polyamide 66 (PA 66) |
| Flammability class per UL94 | V0 |
| Contact material | Copper alloy |

Subject to changes. Please also observe the further product documentation!

WAGO Kontakttechnik GmbH & Co. KG
Hansastr. 27
32423 Minden
Phone: +49571 887-0 | Fax: +49571 887-169
Email: info.de@wago.com | Web: www.wago.com

Do you have any questions about our products?
We are always happy to take your call at +49 (571) 887-44222.

| | |
|---|---|
| Contact plating | tin-plated |
| Fire load | 0.172 MJ |
| Weight | 8.6 g |

## Environmental Requirements

| | |
|---|---|
| Limit temperature range | -60 … +85 °C |

## Commercial data

| | |
|---|---|
| Packaging type | BOX |
| Country of origin | DE |
| GTIN | 4050821617662 |
| Customs Tariff No. | 85366990990 |

## Approvals / Certificates

### Ship Approvals

| Logo | Approval | Additional Approval Text | Certificate name |
|---|---|---|---|
| | **ABS**<br>American Bureau of Shipping | - | 19-HG1869876-PDA |
| | **DNV GL**<br>Det Norske Veritas, Germanischer Lloyd | - | TAE000016Z |

### UL-Approvals

| Logo | Approval | Additional Approval Text | Certificate name |
|---|---|---|---|
| | **UR**<br>Underwriters Laboratories Inc. | UL 1059 | E45172 |
| | **UR**<br>Underwriters Laboratories Inc. | UL 1977 | 20150318-E45171 |

Subject to changes. Please also observe the further product documentation!

WAGO Kontakttechnik GmbH & Co. KG
Hansastr. 27
32423 Minden
Phone: +49571 887-0 | Fax: +49571 887-169
Email: info.de@wago.com | Web: www.wago.com

Do you have any questions about our products?
We are always happy to take your call at +49 (571) 887-44222.

## Counterpart

**Item no.723-607**
1-conductor male connector; 100% protected against mismating; 2.5 mm²; Pin spacing 7.5 mm; 7-pole; 2,50 mm²; light gray

www.wago.com/723-607

## Compatible products

| | | |
|---|---|---|
| **assembling** | | |
| | **Item no.: 209-147**<br>Self-tapping screw | www.wago.com/209-147 |
| | **Item no.: 231-194**<br>Self-tapping screw; B 2.2x13, fixing hole 1.8 mm Ø | www.wago.com/231-194 |
| | **Item no.: 231-195**<br>Screw with nut; M2x12; for fixing element | www.wago.com/231-195 |
| | **Item no.: 231-295**<br>Screw with nut | www.wago.com/231-295 |
| **Marking accessories** | | |
| | **Item no.: 210-833**<br>Marking strips; on reel; 6 mm wide; plain; Self-adhesive; white | www.wago.com/210-833 |
| | **Item no.: 210-834**<br>Marking strips; on reel; 5 mm wide; plain; Self-adhesive; white | www.wago.com/210-834 |
| **check** | | |
| | **Item no.: 210-136**<br>Test plug; 2 mm Ø; with 500 mm cable; red | www.wago.com/210-136 |
| | **Item no.: 210-137**<br>Test plug; 2.3 mm Ø; with 500 mm cable; yellow | www.wago.com/210-137 |
| | **Item no.: 231-662**<br>Test plugs for female connectors; for 7.5 mm and 7.62 mm pin spacing; 2,50 mm²; light gray | www.wago.com/231-662 |

## Downloads

### Documentation

**Additional Information**

| | | | |
|---|---|---|---|
| Technical explanations | Apr 3, 2019 | pdf<br>3.6 MB | Download |

Subject to changes. Please also observe the further product documentation!

WAGO Kontakttechnik GmbH & Co. KG
Hansastr. 27
32423 Minden
Phone: +49571 887-0 | Fax: +49571 887-169
Email: info.de@wago.com | Web: www.wago.com

Do you have any questions about our products?
We are always happy to take your call at +49 (571) 887-44222.

## CAD/CAE-Data

**PCB Design**

| | | |
|---|---|---|
| Symbol and Footprint 722-837/047-000 | URL | Download |

CAx data for your PCB design, consisting of "schematic symbols and PCB footprints", allow easy integration of the WAGO component into your development environment.

**Supported formats:**

- Accel EDA 14 & 15
- Altium 6 to current version
- Cadence Allegro
- DesignSpark
- Eagle Libraries
- KiCad
- Mentor Graphics BoardStation
- Mentor Graphics Design Architect
- Mentor Graphics Design Expedition 99 and 2000
- OrCAD 9.X PCB and Capture
- PADS PowerPCB 3, 3.5, 4.X, and 5.X
- PADS PowerPCB and PowerLogic 3.0
- PCAD 2000, 2001, 2002, 2004, and 2006
- Pulsonix 8.5 or newer
- STL
- 3D STEP
- TARGET 3001!
- View Logic ViewDraw
- Quadcept
- Zuken CadStar 3 and 4
- Zuken CR-5000 and CR-8000

PCB Component Libraries (EDA), PCB CAD Library Ultra Librarian

## Installation Notes

Subject to changes. Please also observe the further product documentation!

WAGO Kontakttechnik GmbH & Co. KG
Hansastr. 27
32423 Minden
Phone: +49571 887-0 | Fax: +49571 887-169
Email: info.de@wago.com | Web: www.wago.com

Do you have any questions about our products?
We are always happy to take your call at +49 (571) 887-44222.

## Product family

**MCS MIDI**
Show all products from the family

Subject to changes. Please also observe the further product documentation!

WAGO Kontakttechnik GmbH & Co. KG
Hansastr. 27
32423 Minden
Phone: +49571 887-0 | Fax: +49571 887-169
Email: info.de@wago.com | Web: www.wago.com

Do you have any questions about our products?
We are always happy to take your call at +49 (571) 887-44222.