


## Data sheet | Item number: 726-841

Matrix patchboard; 80-pole; Marking 1-80; suitable for Ex i applications;  
Color of modules: blue; Module marking, side 1 and 2 vertical; 1,50 mm<sup>2</sup>; dark gray



[www.wago.com/726-841](http://www.wago.com/726-841)



### Data

#### Electrical data

#### Ratings per IEC/EN 60664-1

Rated voltage (III / 3)	500 V
Rated impulse voltage (III / 3)	6 kV
Rated current	10 A
Legend (ratings)	(III / 3) ≙ Overvoltage category III / Pollution degree 3

#### Connection data

Connection type (1)	Side 1
Connection technology	CAGE CLAMP®
Number of connection points (connection type)	3
Actuation type	Operating tool
Connectable conductor materials	Copper

Subject to changes. Please also observe the further product documentation!

WAGO Kontakttechnik GmbH & Co. KG  
Hansastr. 27  
32423 Minden  
Phone: +49571 887-0 | Fax: +49571 887-169  
Email: [info.de@wago.com](mailto:info.de@wago.com) | Web: [www.wago.com](http://www.wago.com)

Do you have any questions about our products?  
We are always happy to take your call at +49 (571) 887-44222.



Solid conductor	0.08 ... 1.5 mm <sup>2</sup> / 28 ... 16 AWG
Fine-stranded conductor	0.08 ... 1.5 mm <sup>2</sup> / 28 ... 16 AWG
Strip length	8 ... 10 mm / 0.31 ... 0.39 inch
No. of poles	80
Connection type (2)	Side 2
Number of connection points	2
Type of wiring	Front-entry wiring

### Geometrical Data

Width	107.9 mm / 4.248 inch
Height	132 mm / 5.197 inch
Depth	36.5 mm / 1.437 inch

### Mechanical data

Marking	1 ... 80
---------	----------

### Material Data

Color	dark gray
Module color	blue
Fire load	6.929 MJ
Weight	441.4 g

### Commercial data

Packaging type	BOX
Country of origin	DE
GTIN	4044918980272
Customs Tariff No.	85369010000

### Approvals / Certificates

#### Country specific Approvals

Logo	Approval	Additional Approval Text	Certificate name
	CCA DEKRA Certification B.V.	EN 60998	NTR NL- 7623
	CSA	C22.2 No. 158	1101143

Subject to changes. Please also observe the further product documentation!



DEKRA Certification B.V.




KEMA/KEUR  
DEKRA Certification B.V.

EN 60998

71-  
100850




#### UL-Approvals

Logo	Approval	Additional Approval Text	Certificate name
	UL UL International Germany GmbH	UL 1059	E45172



#### Counterpart

#### Compatible products

#### General accessories

	<b>Item no.: 726-902</b> Adaptor; dark gray	<a href="http://www.wago.com/726-902">www.wago.com/726-902</a>
	<b>Item no.: 726-903</b> Matrix patchboard; 4,00 mm <sup>2</sup> ; white	<a href="http://www.wago.com/726-903">www.wago.com/726-903</a>
	<b>Item no.: 726-904</b> Matrix patchboard; insulated; 4,00 mm <sup>2</sup> ; gray	<a href="http://www.wago.com/726-904">www.wago.com/726-904</a>

#### ferrule

	<b>Item no.: 216-104</b> Ferrule; Sleeve for 1.5 mm <sup>2</sup> / AWG 16; uninsulated; electro-tin plated	<a href="http://www.wago.com/216-104">www.wago.com/216-104</a>
	<b>Item no.: 216-123</b> Ferrule; Sleeve for 1 mm <sup>2</sup> / AWG 18; uninsulated; electro-tin plated	<a href="http://www.wago.com/216-123">www.wago.com/216-123</a>
	<b>Item no.: 216-202</b> Ferrule; Sleeve for 0.75 mm <sup>2</sup> / 18 AWG; insulated; electro-tin plated; gray	<a href="http://www.wago.com/216-202">www.wago.com/216-202</a>

Subject to changes. Please also observe the further product documentation!



**Item no.: 216-204**  
 Ferrule; Sleeve for 1.5 mm<sup>2</sup> / AWG 16; insulated; electro-tin plated; black

[www.wago.com/216-204](http://www.wago.com/216-204)

**Marking accessories**



**Item no.: 209-185**  
 Adaptor; gray

[www.wago.com/209-185](http://www.wago.com/209-185)



**Item no.: 209-500/209-035**  
 WSB marking card; as card; MARKED; X (100x); not stretchable; Horizontal marking; snap-on type; white /209-035

[www.wago.com/209-500](http://www.wago.com/209-500)

**Item no.: 209-501**  
 WSB marking card; as card; not stretchable; plain; snap-on type; white

[www.wago.com/209-501](http://www.wago.com/209-501)



**Item no.: 209-501/000-002**  
 WSB marking card; as card; not stretchable; plain; snap-on type; yellow

[www.wago.com/209-501/000-002](http://www.wago.com/209-501/000-002)



**Item no.: 209-501/000-005**  
 WSB marking card; as card; not stretchable; plain; snap-on type; red

[www.wago.com/209-501/000-005](http://www.wago.com/209-501/000-005)



**Item no.: 209-501/000-006**  
 WSB marking card; as card; not stretchable; plain; snap-on type; blue

[www.wago.com/209-501/000-006](http://www.wago.com/209-501/000-006)



**Item no.: 209-501/000-007**  
 WSB marking card; as card; not stretchable; plain; snap-on type; gray

[www.wago.com/209-501/000-007](http://www.wago.com/209-501/000-007)



**Item no.: 209-501/000-012**  
 WSB marking card; as card; not stretchable; plain; snap-on type; orange

[www.wago.com/209-501/000-012](http://www.wago.com/209-501/000-012)



**Item no.: 209-501/000-017**  
 WSB marking card; as card; not stretchable; plain; snap-on type; light green

[www.wago.com/209-501/000-017](http://www.wago.com/209-501/000-017)



**Item no.: 209-501/000-023**  
 WSB marking card; as card; not stretchable; plain; snap-on type; green

[www.wago.com/209-501/000-023](http://www.wago.com/209-501/000-023)



**Item no.: 209-501/000-024**  
 WSB marking card; as card; not stretchable; plain; snap-on type; violet

[www.wago.com/209-501/000-024](http://www.wago.com/209-501/000-024)











**Item no.: 209-502**  
 WSB marking card; as card; MARKED; 1 ... 10 (10x); not stretchable; Horizontal marking; snap-on type; white

[www.wago.com/209-502](http://www.wago.com/209-502)

**Item no.: 209-566**

Subject to changes. Please also observe the further product documentation!

	WSB marking card; as card; MARKED; 1 ... 50 (2x); not stretchable; Horizontal marking; snap-on type; white	<a href="http://www.wago.com/209-566">www.wago.com/209-566</a>
	<b>Item no.: 210-612</b> Marking strips; for self-marking; plain; Self-adhesive; transparent	<a href="http://www.wago.com/210-612">www.wago.com/210-612</a>
	<b>Item no.: 726-905</b> Adaptor; dark gray	<a href="http://www.wago.com/726-905">www.wago.com/726-905</a>
<b>Jumper</b>		
	<b>Item no.: 709-107</b> Wire commoning chain; insulated; 32 connections; gray	<a href="http://www.wago.com/709-107">www.wago.com/709-107</a>
<b>check</b>		
	<b>Item no.: 210-137</b> Test plug; 2.3 mm Ø; with 500 mm cable; yellow	<a href="http://www.wago.com/210-137">www.wago.com/210-137</a>
<b>tools</b>		
	<b>Item no.: 210-719</b> Operating tool; Blade: 2.5 x 0.4 mm; with a partially insulated shaft	<a href="http://www.wago.com/210-719">www.wago.com/210-719</a>
<b>Insulation stop</b>		
	<b>Item no.: 726-901</b> Insulation stop; 0.08 - 0.2 mm <sup>2</sup> "s" (0.14 mm <sup>2</sup> "f-st"); 4 x 3 pieces/strip; white	<a href="http://www.wago.com/726-901">www.wago.com/726-901</a>
	<b>Item no.: 726-906</b> Insulation stop; 0.25 mm <sup>2</sup> "s"; 0.14 - 0.25 mm <sup>2</sup> "f-st"; 4 x 3 pieces/strip; light gray	<a href="http://www.wago.com/726-906">www.wago.com/726-906</a>
	<b>Item no.: 726-907</b> Insulation stop; 0.25 - 0.5 mm <sup>2</sup> "s+f-st"; 4 x 3 pieces/strip; dark gray	<a href="http://www.wago.com/726-907">www.wago.com/726-907</a>

## Downloads

### Documentation

#### Bid Text

726-841 GAEB docx - Datei	Feb 21, 2019	docx 15.1 kB	Download
726-841 GAEB X81 - Datei	Feb 19, 2019	xml 3.5 kB	Download

#### Additional Information

Technical explanations	Apr 3, 2019	pdf 2.1 MB	Download
------------------------	-------------	---------------	----------

Subject to changes. Please also observe the further product documentation!

## CAD/CAE-Data

### CAD data

2D/3D Models 726-841 URL [Download](#)

### CAE data

EPLAN Data Portal 726-841 URL [Download](#)

WSCAD Universe 726-841 URL [Download](#)

## Installation Notes

### Inserting a conductor



CAGE CLAMP® connection



CAGE CLAMP® connection

	Max. conductor cross section (AWG) without ferrule		Max. conductor (cross section (AWG) with ferrule	
	Insulated	Stripped	Insulated	Stripped
Side 2	1.5	0.75	Term No./Color 218-202/ gray	Term No. 218-103
Side 1	1.5	0.75	218-202/ gray	218-103
Side 2	2.5	1.5	218-204/ black	218-104
Side 1	1.5	0.75	218-202/ gray	218-103

Ferrules

Inserting a conductor via 210-719 Operating Tool (2.5 x 0.4 mm blade).

Inserting a conductor with ferruled conductors.

### Inserting a conductor

Subject to changes. Please also observe the further product documentation!




Inserting an insulation stop into conductor entry holes of matrix patchboards.



Inserted insulation stop.

### Testing



Testing with a 2.3 mm Ø test plug (210-137).



Snapping on an additional module with contact to mounting frame.



Assembling a matrix patchboard with additional module – direct connection to the mounting frame.


Subject to changes. Please also observe the further product documentation!



Installation example:

Matrix patchboards in a frame

#### Ex Application




Blue matrix patchboards are suitable for Ex i applications.

#### Marking

Subject to changes. Please also observe the further product documentation!





Factory-marked modules



WFB continuous marking strip – fits into the matrix patchboards' marker slot and group marker carrier.



Individual group marking via WSB Quick Marking System.

Side 1: 1, 2, 3, 4 ...

Subject to changes. Please also observe the further product documentation!