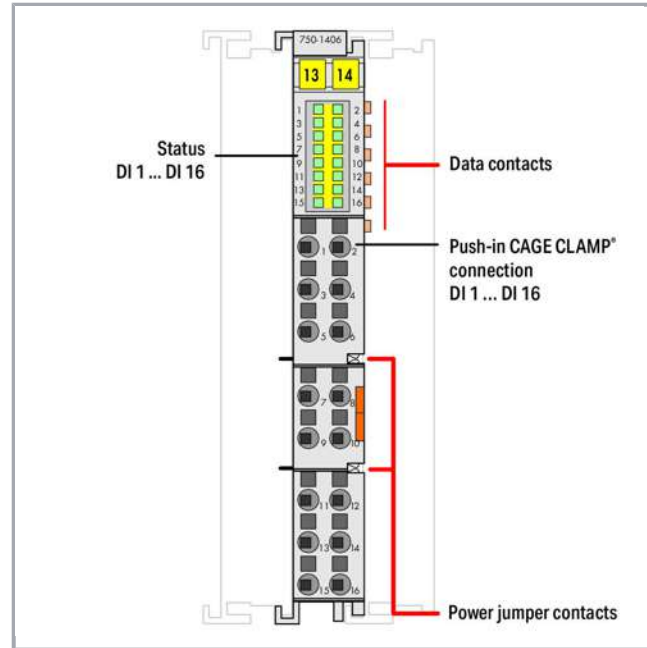


Data sheet | Item number: 750-1406

16-channel digital input; 24 VDC; 0.2 ms; -

www.wago.com/750-1406



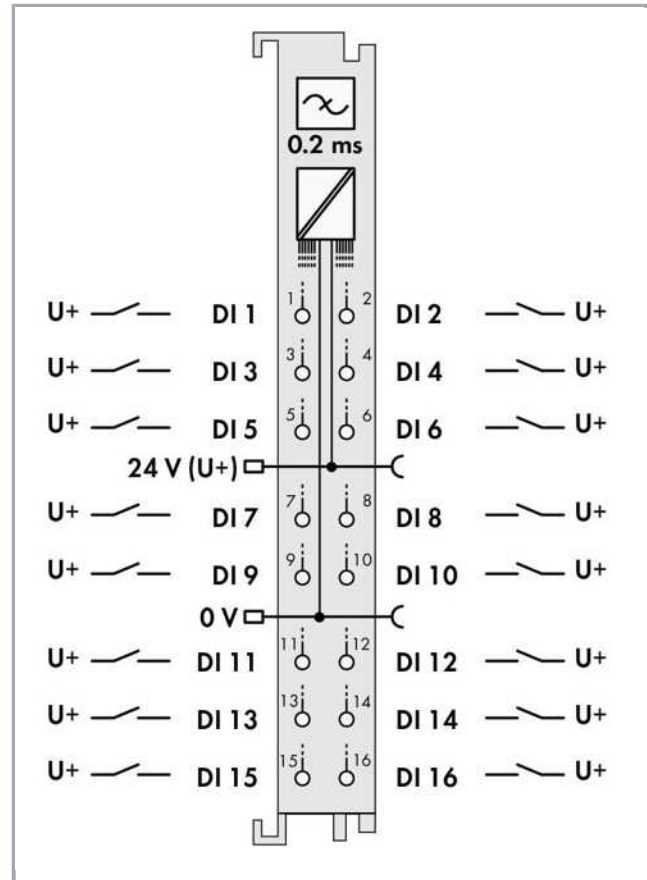
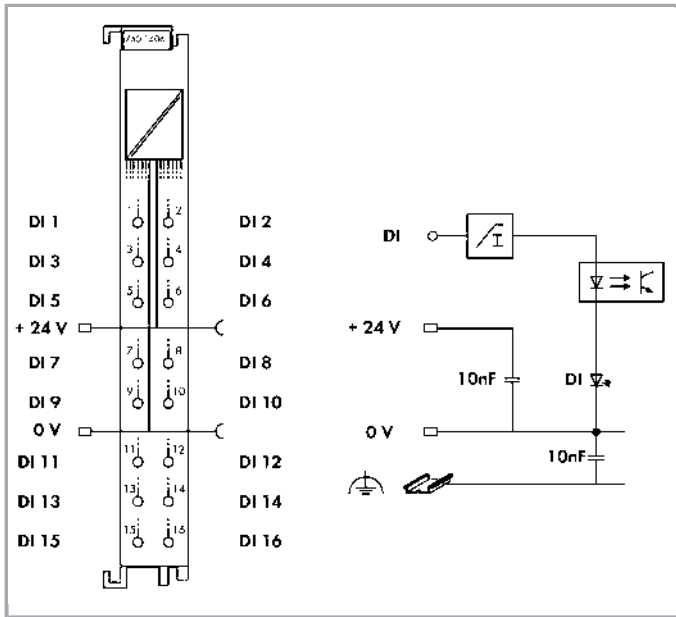
RoHS 
Compliant



Subject to changes. Please also observe the further product documentation!

WAGO Kontakttechnik GmbH & Co. KG
Hansastr. 27
32423 Minden
Phone: +49571 887-0 | Fax: +49571 887-169
Email: info.de@wago.com | Web: www.wago.com

Do you have any questions about our products?
We are always happy to take your call at +49 (571) 887-44222.



Item description

This digital input module features 16 channels in a width of just 12 mm (0.47 inch).

The module features Push-in CAGE CLAMP® connections enabling solid conductors to be connected by simply pushing them in.

Each input channel has a noise-rejection RC filter with 0.2 ms time constant.

A green LED indicates the signal state of each channel.

Field and system levels are electrically isolated.

An operating tool with a 2.5 mm blade (210-719) is required to open the Push-in CAGE CLAMP® connections.

Data

Technical Data

| | |
|-----------------------------------|----|
| Number of digital inputs | 16 |
| Total number of channels (module) | 16 |

Subject to changes. Please also observe the further product documentation!



| | |
|--|--|
| Type of signal | Voltage |
| Type of signal voltage | DC 24 V |
| Sensor connection | 16 x (1-wire) |
| Input characteristic | high-side switching |
| Input filter (digital) | 0.2 ms |
| Input current per channel for signal (0) typ. | 0.6 mA |
| Input current per channel for signal (1) min. | 2.1 mA |
| Input current per channel for signal (1) max. | 2.4 mA |
| Voltage range for signal (0) | -3 ... +5 VDC |
| Voltage range for signal (1) | 15 ... 30 VDC |
| Max input data width (internal) | 16 Bit |
| System supply voltage | DC 5 V; via data contacts |
| Current consumption, system supply (5 V) | 25 mA |
| Field supply voltage | DC 24 V (-25 ... +30 %); via power jumper contacts (power supply via blade contact; transmission via spring contact) |
| Isolation | 500 V system/field |
| Indicators | LED (1-16) green: Status DI 1 ... DI 16 |
| Number of incoming power jumper contacts | 2 |
| Number of outgoing power jumper contacts | 2 |
| Current carrying capacity of the power jumper contacts | 10 A |

Connection data

| | |
|------------------------------------|--|
| Connection technology: In-/Outputs | 16 x Push-in CAGE CLAMP® |
| Connection type (1) | Inputs/Outputs |
| Solid conductor | 0,08 ... 1,5 mm ² / 28 ... 16 AWG |
| Fine-stranded conductor | 0,25 ... 1,5 mm ² / 22 ... 16 AWG |
| Strip length | 8 ... 9 mm / 0.31 ... 0.35 inch |
| Conductor type (1) | f-st |
| Conductor type (2) | s |
| Conductor type (1) | fine-stranded |
| Conductor type (2) | solid |

Geometrical Data

| | |
|---------------------------------------|----------------------|
| Width | 12 mm / 0.472 inch |
| Height | 69 mm / 2.717 inch |
| Height from upper-edge of DIN-35 rail | 61,8 mm / 2.433 inch |
| Depth | 100 mm / 3.937 inch |

Subject to changes. Please also observe the further product documentation!

WAGO Kontakttechnik GmbH & Co. KG
 Hansastr. 27
 32423 Minden
 Phone: +49571 887-0 | Fax: +49571 887-169
 Email: info.de@wago.com | Web: www.wago.com

Do you have any questions about our products?
 We are always happy to take your call at +49 (571) 887-44222.



Mechanical data

| | |
|------------------|-------------|
| Type of mounting | DIN-35 rail |
|------------------|-------------|

Material Data

| | |
|--------------------|------------------------------|
| Housing material | Polycarbonate, polyamide 6.6 |
| Fire load | 0.338 MJ |
| Weight | 47.5 g |
| Conformity marking | CE |

Environmental Requirements

| | |
|--|---------------------------------------|
| Surrounding air (operating) temperature | 0 ... 55 °C |
| Surrounding air (storage) temperature | -40 ... 85 °C |
| Protection class | IP20 |
| Degree of pollution (5) | 2 per IEC 61131-2 |
| Operating altitude | 0 ... 2000 m |
| Mounting position | horizontal (standing/lying); vertical |
| Relative air humidity (no condensation) | 95 % |
| Vibration resistance | 4g per IEC 60068-2-6 |
| Shock resistance | 15g per IEC 60068-2-27 |
| EMC immunity to interference | per EN 61000-6-2, marine applications |
| EMC emission of interference | per EN 61000-6-3, marine applications |
| Exposure to pollutants | Per IEC 60068-2-42 and IEC 60068-2-43 |
| Permissible H ₂ S contaminant concentration at a relative humidity 75 % | 10 ppm |
| Permissible SO ₂ contaminant concentration at a relative humidity 75 % | 25 ppm |

Commercial data

| | |
|--------------------|-----------------|
| Product Group | 15 (Remote I/O) |
| Packaging type | BOX |
| Country of origin | DE |
| GTIN | 4050821107958 |
| Customs Tariff No. | 85389099990 |

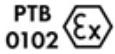


Subject to changes. Please also observe the further product documentation!

WAGO Kontakttechnik GmbH & Co. KG
 Hansastr. 27
 32423 Minden
 Phone: +49571 887-0 | Fax: +49571 887-169
 Email: info.de@wago.com | Web: www.wago.com


Do you have any questions about our products?
 We are always happy to take your call at +49 (571) 887-44222.

Approvals / Certificates




Ex-Approvals

| Logo | Approval | Additional Approval Text | Certificate name |
|--|---|--------------------------|-----------------------------------|
|  | ATEX TUEV Nord Cert GmbH | EN 60079-0 | TÜV 07 ATEX 554086 X en. |
|  | TUEV Nord TUEV Nord Cert GmbH | IEC 60079-0 | IECEX TUN 09.0001 X |
|  | UL Underwriters Laboratories Inc. (HAZARDOUS LOCATIONS) | UL 121201 | E198726 Sec.1 |

Country specific Approvals

| Logo | Approval | Additional Approval Text | Certificate name |
|--|--------------------------------------|--------------------------|-----------------------------|
|  | KC National Radio Research Agency | Article 58-2, Clause 3 | MSIP- REM-W43- DIM750 |

Ship Approvals

| Logo | Approval | Additional Approval Text | Certificate name |
|---|--|--------------------------|------------------|
|  | ABS American Bureau of Shipping | - | 19- HG1821926 |
|  | BV Bureau Veritas S.A. | - | 30389/B0 BV |
|  | DNV GL Det Norske Veritas, Germanischer Lloyd | - | TAA0000194 |
| | LR | - | 02/20026 (E6) |

Subject to changes. Please also observe the further product documentation!

WAGO Kontakttechnik GmbH & Co. KG
Hansastr. 27
32423 Minden
Phone: +49571 887-0 | Fax: +49571 887-169
Email: info.de@wago.com | Web: www.wago.com

Do you have any questions about our products?
We are always happy to take your call at +49 (571) 887-44222.



Lloyds Register



NK
Nippon Kaiji Kyokai

-

TA17255M



PRS
Polski Rejestr Statków

-

TE/2236
/880590/19




RINA
RINA Germany GmbH

-

ELE066419XG




UL-Approvals

| Logo | Approval | Additional Approval Text | Certificate name |
|---|--|--------------------------|------------------|
|  | <p>UL UL International Netherlands B.V. (ORDINARY LOCATIONS)</p> | UL 508 | E175199 Sec.1 |

Counterpart

Compatible products
















shield connection

| | | |
|--|--|--|
|  | <p>Item no.: 790-108 Shield clamping saddle; 11 mm wide; diameter of compatible conductor; 3 ... 8 mm</p> | www.wago.com/790-108 |
|  | <p>Item no.: 790-116 Shield clamping saddle; 19 mm wide; diameter of compatible conductor; 7 ... 16 mm</p> | www.wago.com/790-116 |
|  | <p>Item no.: 790-124 Shield clamping saddle; 27 mm wide; diameter of compatible conductor; 6 ... 24 mm</p> | www.wago.com/790-124 |

Subject to changes. Please also observe the further product documentation!

WAGO Kontakttechnik GmbH & Co. KG
Hansastr. 27
32423 Minden
Phone: +49571 887-0 | Fax: +49571 887-169
Email: info.de@wago.com | Web: www.wago.com

Do you have any questions about our products?
We are always happy to take your call at +49 (571) 887-44222.

| | | |
|--|---|--|
|  | Item no.: 790-140 Shield clamping saddle; diameter of compatible conductor | www.wago.com/790-140 |
|  | Item no.: 790-208 Shield clamping saddle; 12.4 mm wide; 3 ... 8 mm | www.wago.com/790-208 |
|  | Item no.: 790-216 Shield clamping saddle; 21.8 mm wide; 6 ... 16 mm | www.wago.com/790-216 |
|  | Item no.: 790-220 Shield clamping saddle; 30 mm wide; 6 ... 20 mm | www.wago.com/790-220 |
| system box | | |
|  | Item no.: 850-804 IP65 enclosure; Stainless steel; WxHxD (400x123x200 mm); 4 x M20, 16 x M16, 28 x M12 cable grip | www.wago.com/850-804 |
|  | Item no.: 850-804/000-001 IP65 enclosure; Stainless steel; WxHxD (400x123x200 mm); 2 x M20, 13 x M16, 32 x M12 cable grip | www.wago.com/850-804/000-001 |
|  | Item no.: 850-805 IP65 enclosure; Stainless steel; WxHxD (600x123x200 mm); 4 x M20, 19 x M16, 67 x M12 cable grip | www.wago.com/850-805 |
|  | Item no.: 850-814/002-000 IP65 enclosure; Sheet steel (RAL 7035); WxHxD (200x120x200 mm); without flange plate | www.wago.com/850-814/002-000 |
|  | Item no.: 850-815/002-000 IP65 enclosure; Sheet steel (RAL 7035); WxHxD (300x120x200 mm); without flange plate | www.wago.com/850-815/002-000 |
|  | Item no.: 850-816/002-000 IP65 enclosure; Sheet steel (RAL 7035); WxHxD (400x120x200 mm); without flange plate | www.wago.com/850-816/002-000 |
|  | Item no.: 850-817/002-000 IP65 enclosure; Sheet steel (RAL 7035); WxHxD (600x120x200 mm); without flange plate | www.wago.com/850-817/002-000 |
|  | Item no.: 850-825 IP65 enclosure; Aluminium (RAL 7032); WxHxD (160x100x160 mm); 9 x M12, 4 x M20 | www.wago.com/850-825 |
|  | Item no.: 850-826 IP65 enclosure; Aluminium (RAL 7032); WxHxD (240x100x160 mm); 4 x M20, 4 x M16, 14 x M12 cable grip | www.wago.com/850-826 |
|  | Item no.: 850-826/002-000 IP65 enclosure; Aluminium (RAL 7035); WxHxD (240x100x160 mm); 4 x M20, 4 x M16, 14 x M12 cable grip | www.wago.com/850-826/002-000 |
|  | Item no.: 850-827 IP65 enclosure; Aluminium (RAL 7032); WxHxD (320x100x160 mm); 4 x M20, 8 x M16, 17 x M12 cable grip | www.wago.com/850-827 |
| | Item no.: 850-827/002-000 | |

Subject to changes. Please also observe the further product documentation!



IP65 enclosure; Aluminium (RAL 7035); WxHxD (320x100x160 mm); 4 x M20, 8 x M16, 17 x M12 cable grip

www.wago.com/850-827/002-000



Item no.: 850-828

IP65 enclosure; Aluminium (RAL 7032); WxHxD (480x100x160 mm); 4 x M20, 10 x M16, 35 x M12 cable grip

www.wago.com/850-828



Item no.: 850-828/002-000

IP65 enclosure; Aluminium (RAL 7035); WxHxD (480x100x160 mm); 4 x M20, 10 x M16, 35 x M12 cable grip

www.wago.com/850-828/002-000



Item no.: 850-834

IP65 enclosure; Polyester (RAL 7032); WxHxD (164x100x164 mm); 9 x M12, 4 x M20

www.wago.com/850-834



Item no.: 850-835

IP65 enclosure; Polyester (RAL 7032); WxHxD (244x100x164 mm); 4 x M20, 4 x M16, 14 x M12 cable grip

www.wago.com/850-835



Item no.: 850-836

IP65 enclosure; Polyester (RAL 7032); WxHxD (324x100x164 mm); 4 x M20, 8 x M16, 17 x M12 cable grip

www.wago.com/850-836

Marking accessories



Item no.: 2009-145

Mini-WSB Inline; for Smart Printer; 1700 pieces on roll; stretchable 5 - 5.2 mm; plain; snap-on type; white

www.wago.com/2009-145



Item no.: 2009-145/000-002

Mini-WSB Inline; for Smart Printer; 1700 pieces on roll; stretchable 5 - 5.2 mm; plain; snap-on type; white /000-002

www.wago.com/2009-145



Item no.: 2009-145/000-005

Mini-WSB Inline; for Smart Printer; 1700 pieces on roll; stretchable 5 - 5.2 mm; plain; snap-on type; red

www.wago.com/2009-145/000-005



Item no.: 2009-145/000-006

Mini-WSB Inline; for Smart Printer; 1700 pieces on roll; stretchable 5 - 5.2 mm; plain; snap-on type; blue

www.wago.com/2009-145/000-006



Item no.: 2009-145/000-007

Mini-WSB Inline; for Smart Printer; 1700 pieces on roll; stretchable 5 - 5.2 mm; plain; snap-on type; white /000-007

www.wago.com/2009-145/000-007



Item no.: 2009-145/000-012

Mini-WSB Inline; for Smart Printer; 1700 pieces on roll; stretchable 5 - 5.2 mm; plain; snap-on type; orange

www.wago.com/2009-145/000-012



Item no.: 2009-145/000-023

Mini-WSB Inline; for Smart Printer; 1700 pieces on roll; stretchable 5 - 5.2 mm; plain; snap-on type; green

www.wago.com/2009-145/000-023



Item no.: 2009-145/000-024

Mini-WSB Inline; for Smart Printer; 1700 pieces on roll; stretchable 5 - 5.2 mm; plain; snap-on type; violet

www.wago.com/2009-145/000-024

Subject to changes. Please also observe the further product documentation!

WAGO Kontakttechnik GmbH & Co. KG

Hansastr. 27

32423 Minden

Phone: +49571 887-0 | Fax: +49571 887-169

Email: info.de@wago.com | Web: www.wago.com

Do you have any questions about our products?

We are always happy to take your call at +49 (571) 887-44222.



Item no.: 248-501

Miniature WSB Quick marking system; plain; Marker width 5 mm; 10 strips with 10 markers per card

www.wago.com/248-501



Item no.: 248-501/000-002

Mini-WSB marking card; as card; not stretchable; plain; snap-on type; yellow

www.wago.com/248-501/000-002



Item no.: 248-501/000-005

Mini-WSB marking card; as card; not stretchable; plain; snap-on type; red

www.wago.com/248-501/000-005



Item no.: 248-501/000-006

Mini-WSB marking card; as card; not stretchable; plain; snap-on type; blue

www.wago.com/248-501/000-006



Item no.: 248-501/000-007

Mini-WSB marking card; as card; not stretchable; plain; snap-on type; gray

www.wago.com/248-501/000-007



Item no.: 248-501/000-012

Mini-WSB marking card; as card; not stretchable; plain; snap-on type; orange

www.wago.com/248-501/000-012



Item no.: 248-501/000-017

Mini-WSB marking card; as card; not stretchable; plain; snap-on type; light green

www.wago.com/248-501/000-017



Item no.: 248-501/000-023

Mini-WSB marking card; as card; not stretchable; plain; snap-on type; green

www.wago.com/248-501/000-023



Item no.: 248-501/000-024

Mini-WSB marking card; as card; not stretchable; plain; snap-on type; violet

www.wago.com/248-501/000-024



Item no.: 750-103

Group marker carrier; transparent

www.wago.com/750-103



Item no.: 750-107

Group marker carrier; transparent

www.wago.com/750-107

Supply module



Item no.: 750-601

Power Supply; 24 VDC; fuse holder; light gray

www.wago.com/750-601



Item no.: 750-602

Power Supply; 24 VDC; light gray

www.wago.com/750-602



Item no.: 750-610

Power Supply; 24 VDC; fuse holder; Diagnostics

www.wago.com/750-610



Item no.: 750-612

Power Supply; 0 ... 230 V AC/DC; light gray

www.wago.com/750-612

Subject to changes. Please also observe the further product documentation!

WAGO Kontakttechnik GmbH & Co. KG

Hansastr. 27

32423 Minden














Phone: +49571 887-0 | Fax: +49571 887-169

Email: info.de@wago.com | Web: www.wago.com

Do you have any questions about our products?

We are always happy to take your call at +49 (571) 887-44222.

tools

| | | |
|--|--|--|
|  | Item no.: 210-719 Operating tool; Blade: 2.5 x 0.4 mm; with a partially insulated shaft | www.wago.com/210-719 |
| Carrier rail | | |
|  | Item no.: 210-112 Steel carrier rail; 35 x 7.5 mm; 1 mm thick; 2 m long; slotted; according to EN 60715; "Hole width 25 mm | www.wago.com/210-112 |
|  | Item no.: 210-113 Steel carrier rail; 35 x 7.5 mm; 1 mm thick; 2 m long; unslotted; according to EN 60715 | www.wago.com/210-113 |
|  | Item no.: 210-114 Steel carrier rail; 35 x 15 mm; 1.5 mm thick; 2 m long; unslotted; similar to EN 60715 | www.wago.com/210-114 |
|  | Item no.: 210-115 Steel carrier rail; 35 x 7.5 mm; 1 mm thick; 2 m long; slotted; according to EN 60715; "Hole width 18 mm | www.wago.com/210-115 |
|  | Item no.: 210-118 Steel carrier rail; 35 x 15 mm; 2.3 mm thick; 2 m long; unslotted; according to EN 60715 | www.wago.com/210-118 |
|  | Item no.: 210-196 Aluminum carrier rail; 35 x 8.2 mm; 1.6 mm thick; 2 m long; unslotted; similar to EN 60715; silver-colored | www.wago.com/210-196 |
|  | Item no.: 210-197 Steel carrier rail; 35 x 15 mm; 1.5 mm thick; 2 m long; slotted; similar to EN 60715 | www.wago.com/210-197 |
|  | Item no.: 210-198 Copper carrier rail; 35 x 15 mm; 2.3 mm thick; 2 m long; unslotted; according to EN 60715; copper-colored | www.wago.com/210-198 |
|  | Item no.: 210-504 Steel carrier rail; 35 x 7.5 mm; 1 mm thick; 2 m long; slotted; galvanized; according to EN 60715 | www.wago.com/210-504 |
|  | Item no.: 210-505 Steel carrier rail; 35 x 7.5 mm; 1 mm thick; 2 m long; unslotted; galvanized; according to EN 60715 | www.wago.com/210-505 |
|  | Item no.: 210-506 Steel carrier rail; 35 x 15 mm; 1.5 mm thick; 2 m long; unslotted; galvanized; similar to EN 60715 | www.wago.com/210-506 |
|  | Item no.: 210-508 Steel carrier rail; 35 x 15 mm; 1.5 mm thick; 2 m long; slotted; galvanized; similar to EN 60715 | www.wago.com/210-508 |

Downloads

Documentation

Manual

| | | | |
|---|---------|---------------|----------|
| 16-channel, 24VDC, 0.2ms high-side switching | V 1.2.1 | pdf 1.9 MB | Download |
|---|---------|---------------|----------|

Bid Text

Subject to changes. Please also observe the further product documentation!

WAGO Kontakttechnik GmbH & Co. KG
Hansastr. 27
32423 Minden
Phone: +49571 887-0 | Fax: +49571 887-169
Email: info.de@wago.com | Web: www.wago.com

Do you have any questions about our products?
We are always happy to take your call at +49 (571) 887-44222.



| | | | |
|-------------------------|--------------|----------------|----------|
| 750-1406 doc - Datei | Jul 12, 2017 | doc 27.6 kB | Download |
|-------------------------|--------------|----------------|----------|

| | | | |
|------------------------------|--------------|---------------|----------|
| 750-1406 GAEB X81 - Datei | Feb 19, 2019 | xml 4.7 kB | Download |
|------------------------------|--------------|---------------|----------|

Additional Information

| | | | |
|--|---------|-----------------|----------|
| Disposal; Electrical and electronic equipment, Packaging | V 1.0.0 | pdf 265.8 kB | Download |
|--|---------|-----------------|----------|

System Description

| | | | |
|--|---------|---------------|----------|
| Design Notes Basic conditions and recommendations for higher operational safety | V 2.0.0 | pdf 1.5 MB | Download |
|--|---------|---------------|----------|

| | | | |
|---|--|---------------|----------|
| 750/753 Series I/O-System – General Product Information | | pdf 1.7 MB | Download |
|---|--|---------------|----------|

| | | | |
|--|---------|---------------|----------|
| Use in Hazardous Environments Term definition, marking and installation regulations | V 1.0.0 | pdf 1.0 MB | Download |
|--|---------|---------------|----------|

| | | | |
|---|--|-----------------|----------|
| Overview on WAGO-I/O-SYSTEM 750 approvals | | pdf 780.2 kB | Download |
|---|--|-----------------|----------|

CAD/CAE-Data

CAD data

| | | | |
|-----------------------|--|-----|----------|
| 2D/3D Models 750-1406 | | URL | Download |
|-----------------------|--|-----|----------|

CAE data

| | | | |
|----------------------------|--|-----|----------|
| EPLAN Data Portal 750-1406 | | URL | Download |
|----------------------------|--|-----|----------|

| | | | |
|-------------------------|--|-----|----------|
| WSCAD Universe 750-1406 | | URL | Download |
|-------------------------|--|-----|----------|

Device Files

Device Driver

| | | | |
|--|-------------------------|---------------|----------|
| WAGO USB Service Kabel Treiber / Serie 750 und 857 | 6.5.3.0 Sep 10, 2014 | zip 4.8 MB | Download |
|--|-------------------------|---------------|----------|

Subject to changes. Please also observe the further product documentation!



Installation Notes

Product family

750/753 Series – I/O System

[Show all products from the family](#)

Subject to changes. Please also observe the further product documentation!

WAGO Kontakttechnik GmbH & Co. KG
Hansastr. 27
32423 Minden
Phone: +49571 887-0 | Fax: +49571 887-169
Email: info.de@wago.com | Web: www.wago.com

Do you have any questions about our products?
We are always happy to take your call at +49 (571) 887-44222.