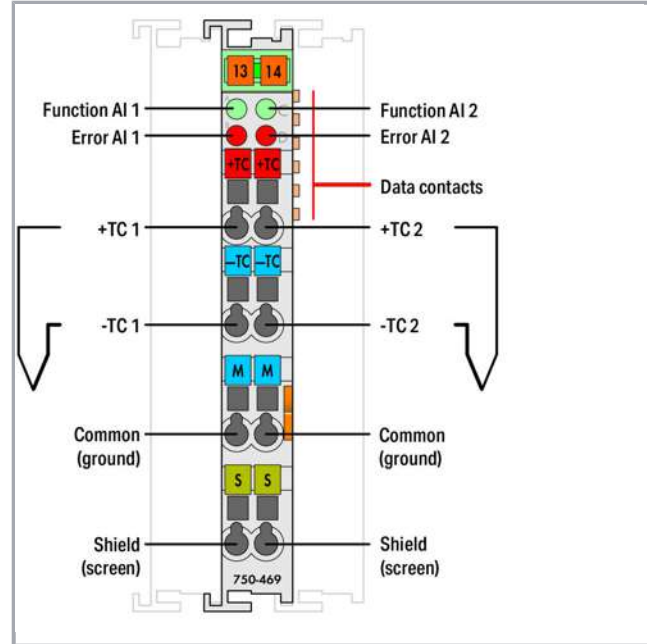


Data sheet | Item number: 750-469/000-200

2-channel analog input; Thermocouple K; Diagnostics; S5 PLC data format;
light gray



www.wago.com/750-469_000-200



RoHS Compliant

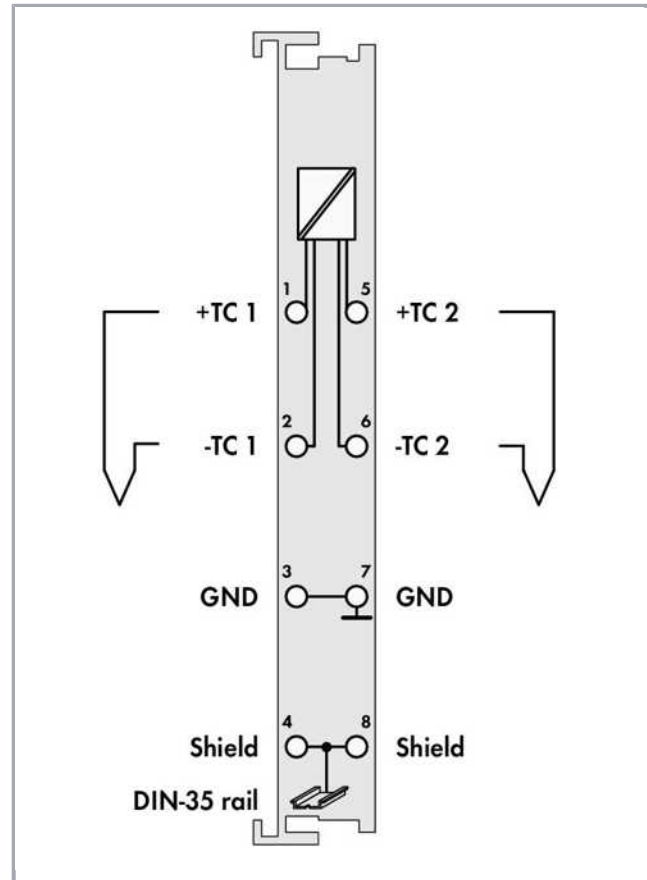
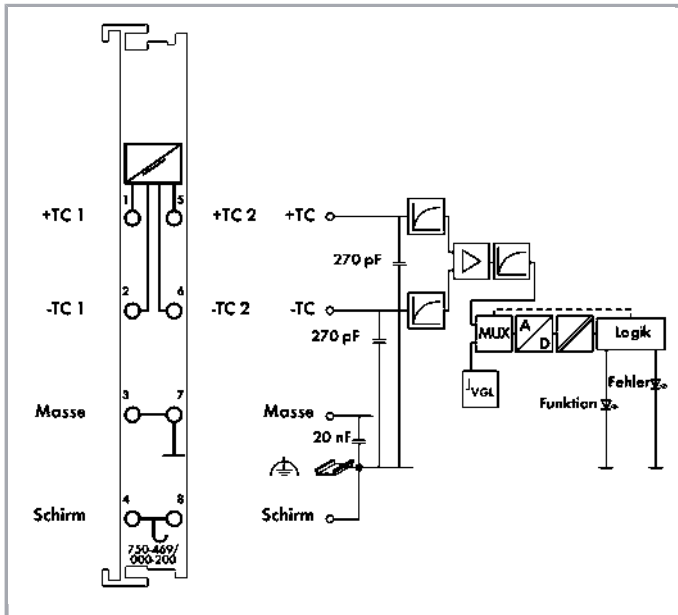
BOMcheck.net

Color: ■

Subject to changes. Please also observe the further product documentation!

WAGO Kontakttechnik GmbH & Co. KG
Hansastr. 27
32423 Minden
Phone: +49571 887-0 | Fax: +49571 887-169
Email: info.de@wago.com | Web: www.wago.com

Do you have any questions about our products?
We are always happy to take your call at +49 (571) 887-44222.



Item description

This analog input module directly connects to two thermocouples. Internal electrical isolation allows operation of grounded sensors.

The module automatically linearizes the entire temperature range.

Cold junction compensation mitigates the clamping unit offset voltage over the 0–55°C operating range.

A line break is indicated by a red LED. A green LED indicates readiness for operation and error-free communication with the coupler.

The shield directly connects to the DIN-rail.

Data

Technical Data

| | |
|-----------------------------------|--------------|
| Number of analog inputs | 2 |
| Total number of channels (module) | 2 |
| Type of signal | Thermocouple |
| Sensor connection | 2 x (2-wire) |

Subject to changes. Please also observe the further product documentation!



| | |
|--|--|
| Bit width | 2 x 16-bit data; 2 x 8-bit control/status (optional) |
| Internal resistance | 1000 kΩ |
| Resolution (over entire range) | 0.1 °C |
| Conversion time (typ. ≤) | 320 ms |
| Measuring error (25 °C) | < ±6 K (voltage input < ±2 K; cold junction compensation < ±4 K) |
| Temperature coefficient | < ±0.2 K/K |
| Sensor types | Thermocouple K |
| Temperature range | -100 ... +1370 °C |
| Cold junction compensation | at each pair of terminal blocks |
| System supply voltage | DC 5 V; via data contacts |
| Current consumption, system supply (5 V) | 65 mA |
| Isolation | 500 V system/field |

Connection data

| | |
|------------------------------------|--|
| Connection technology: In-/Outputs | 8 x CAGE CLAMP® |
| Connection type (1) | Inputs/Outputs |
| Solid conductor | 0,08 ... 2,5 mm ² / 28 ... 14 AWG |
| Fine-stranded conductor | 0,08 ... 2,5 mm ² / 28 ... 14 AWG |
| Strip length | 8 ... 9 mm / 0.31 ... 0.35 inch |

Geometrical Data

| | |
|---------------------------------------|----------------------|
| Width | 12 mm / 0.472 inch |
| Height | 69,8 mm / 2.748 inch |
| Height from upper-edge of DIN-35 rail | 62,6 mm / 2.465 inch |
| Depth | 100 mm / 3.937 inch |

Mechanical data

| | |
|------------------|-------------|
| Type of mounting | DIN-35 rail |
|------------------|-------------|

Material Data

| | |
|--------------------|------------------------------|
| Color | light gray |
| Housing material | Polycarbonate, polyamide 6.6 |
| Fire load | 1.243 MJ |
| Weight | 51.5 g |
| Conformity marking | CE |

Subject to changes. Please also observe the further product documentation!

Environmental Requirements


| | |
|--|---------------------------------------|
| Surrounding air (operating) temperature | 0 ... 55 °C |
| Surrounding air (storage) temperature | -40 ... 85 °C |
| Protection class | IP20 |
| Degree of pollution (5) | 2 per IEC 61131-2 |
| Operating altitude | 0 ... 2000 m |
| Mounting position | horizontal (standing/lying); vertical |
| Relative air humidity (no condensation) | 95 % |
| Vibration resistance | 4g per IEC 60068-2-6 |
| Shock resistance | 15g per IEC 60068-2-27 |
| EMC immunity to interference | per EN 61000-6-2, marine applications |
| EMC emission of interference | per EN 61000-6-4, marine applications |
| Exposure to pollutants | Per IEC 60068-2-42 and IEC 60068-2-43 |
| Permissible H ₂ S contaminant concentration at a relative humidity 75 % | 10 ppm |
| Permissible SO ₂ contaminant concentration at a relative humidity 75 % | 25 ppm |

Commercial data

| | |
|--------------------|-----------------|
| Product Group | 15 (Remote I/O) |
| Packaging type | BOX |
| Country of origin | DE |
| GTIN | 4045454495060 |
| Customs Tariff No. | 85389099990 |

Approvals / Certificates

Ex-Approvals

| Logo | Approval | Additional Approval Text | Certificate name |
|--|----------------------------------|--------------------------|-----------------------------------|
|  | ATEX TUEV Nord Cert GmbH | EN 60079-0 | TÜV 07 ATEX 554086 X en. |
|  | TUEV Nord TUEV Nord Cert GmbH | IEC 60079-0 | IECEX TUN 09.0001 X |
| | UL | UL 121201 | E198726 |


Subject to changes. Please also observe the further product documentation!









Underwriters Laboratories Inc. (HAZARDOUS LOCATIONS)

Sec.1

Country specific Approvals

| Logo | Approval | Additional Approval Text | Certificate name |
|--|--------------------------------------|--------------------------|-----------------------------|
|  | KC National Radio Research Agency | Article 58-2, Clause 3 | MSIP- REM-W43- AIM750 |

Ship Approvals


| Logo | Approval | Additional Approval Text | Certificate name |
|--|--|--------------------------|--------------------------|
|  | ABS American Bureau of Shipping | - | 19- HG1821926 |
|  | BV Bureau Veritas S.A. | - | 13453/DO BV |
|  | DNV GL Det Norske Veritas, Germanischer Lloyd | - | TAA0000194 |
|  | KR Korean Register of Shipping | - | KR HMB05880- AC001 |
|  | LR Lloyds Register | - | 02/20026 (E6) |
|  | PRS Polski Rejestr Statków | - | TE/2236 /880590/19 |
|  | RINA RINA Germany GmbH | - | ELE066419XG |

Subject to changes. Please also observe the further product documentation!

WAGO Kontakttechnik GmbH & Co. KG
Hansastr. 27
32423 Minden
Phone: +49571 887-0 | Fax: +49571 887-169
Email: info.de@wago.com | Web: www.wago.com

Do you have any questions about our products?
We are always happy to take your call at +49 (571) 887-44222.








UL-Approvals

| Logo | Approval | Additional Approval Text | Certificate name |
|--|---|--------------------------|------------------|
|  | UL UL International Netherlands B.V. (ORDINARY LOCATIONS) | UL 508 | E175199 Sec.1 |




Counterpart

Compatible products

shield connection

| | | |
|--|---|--|
|  | Item no.: 790-108 Shield clamping saddle; 11 mm wide; diameter of compatible conductor; 3 ... 8 mm | www.wago.com/790-108 |
|  | Item no.: 790-116 Shield clamping saddle; 19 mm wide; diameter of compatible conductor; 7 ... 16 mm | www.wago.com/790-116 |
|  | Item no.: 790-124 Shield clamping saddle; 27 mm wide; diameter of compatible conductor; 6 ... 24 mm | www.wago.com/790-124 |
|  | Item no.: 790-140 Shield clamping saddle; diameter of compatible conductor | www.wago.com/790-140 |
|  | Item no.: 790-208 Shield clamping saddle; 12.4 mm wide; 3 ... 8 mm | www.wago.com/790-208 |
|  | Item no.: 790-216 Shield clamping saddle; 21.8 mm wide; 6 ... 16 mm | www.wago.com/790-216 |
|  | Item no.: 790-220 Shield clamping saddle; 30 mm wide; 6 ... 20 mm | www.wago.com/790-220 |










Carrier rail

| | | |
|--|--|--|
|  | Item no.: 210-112 Steel carrier rail; 35 x 7.5 mm; 1 mm thick; 2 m long; slotted; according to EN 60715; "Hole width 25 mm | www.wago.com/210-112 |
|  | Item no.: 210-113 Steel carrier rail; 35 x 7.5 mm; 1 mm thick; 2 m long; unslotted; according to EN 60715 | www.wago.com/210-113 |
|  | Item no.: 210-114 Steel carrier rail; 35 x 15 mm; 1.5 mm thick; 2 m long; unslotted; similar to EN 60715 | www.wago.com/210-114 |







Subject to changes. Please also observe the further product documentation!

WAGO Kontakttechnik GmbH & Co. KG
 Hansastr. 27
 32423 Minden
 Phone: +49571 887-0 | Fax: +49571 887-169
 Email: info.de@wago.com | Web: www.wago.com

Do you have any questions about our products?
 We are always happy to take your call at +49 (571) 887-44222.















| | | |
|---|--|--|
|  | Item no.: 210-115 Steel carrier rail; 35 x 7.5 mm; 1 mm thick; 2 m long; slotted; according to EN 60715; "Hole width 18 mm | www.wago.com/210-115 |
|  | Item no.: 210-118 Steel carrier rail; 35 x 15 mm; 2.3 mm thick; 2 m long; unslotted; according to EN 60715 | www.wago.com/210-118 |
|  | Item no.: 210-196 Aluminum carrier rail; 35 x 8.2 mm; 1.6 mm thick; 2 m long; unslotted; similar to EN 60715; silver-colored | www.wago.com/210-196 |
|  | Item no.: 210-197 Steel carrier rail; 35 x 15 mm; 1.5 mm thick; 2 m long; slotted; similar to EN 60715 | www.wago.com/210-197 |
|  | Item no.: 210-198 Copper carrier rail; 35 x 15 mm; 2.3 mm thick; 2 m long; unslotted; according to EN 60715; copper-colored | www.wago.com/210-198 |
|  | Item no.: 210-504 Steel carrier rail; 35 x 7.5 mm; 1 mm thick; 2 m long; slotted; galvanized; according to EN 60715 | www.wago.com/210-504 |
|  | Item no.: 210-505 Steel carrier rail; 35 x 7.5 mm; 1 mm thick; 2 m long; unslotted; galvanized; according to EN 60715 | www.wago.com/210-505 |
|  | Item no.: 210-506 Steel carrier rail; 35 x 15 mm; 1.5 mm thick; 2 m long; unslotted; galvanized; similar to EN 60715 | www.wago.com/210-506 |
|  | Item no.: 210-508 Steel carrier rail; 35 x 15 mm; 1.5 mm thick; 2 m long; slotted; galvanized; similar to EN 60715 | www.wago.com/210-508 |

Marking accessories

| | | |
|--|--|--|
|  | Item no.: 2009-145 Mini-WSB Inline; for Smart Printer; 1700 pieces on roll; stretchable 5 - 5.2 mm; plain; snap-on type; white | www.wago.com/2009-145 |
|  | Item no.: 2009-145/000-002 Mini-WSB Inline; for Smart Printer; 1700 pieces on roll; stretchable 5 - 5.2 mm; plain; snap-on type; white /000-002 | www.wago.com/2009-145 |
|  | Item no.: 2009-145/000-005 Mini-WSB Inline; for Smart Printer; 1700 pieces on roll; stretchable 5 - 5.2 mm; plain; snap-on type; red /000-005 | www.wago.com/2009-145 |
|  | Item no.: 2009-145/000-006 Mini-WSB Inline; for Smart Printer; 1700 pieces on roll; stretchable 5 - 5.2 mm; plain; snap-on type; blue /000-006 | www.wago.com/2009-145 |
|  | Item no.: 2009-145/000-007 Mini-WSB Inline; for Smart Printer; 1700 pieces on roll; stretchable 5 - 5.2 mm; plain; snap-on type; white /000-007 | www.wago.com/2009-145 |
|  | Item no.: 2009-145/000-012 Mini-WSB Inline; for Smart Printer; 1700 pieces on roll; stretchable 5 - 5.2 mm; plain; snap-on type; orange /000-012 | www.wago.com/2009-145 |
















Item no.: 2009-145/000-023

Subject to changes. Please also observe the further product documentation!

| | | |
|--|---|--|
|  | Mini-WSB Inline; for Smart Printer; 1700 pieces on roll; stretchable 5 - 5.2 mm; plain; snap-on type; green | www.wago.com/2009-145/000-023 |
|  | Item no.: 2009-145/000-024 Mini-WSB Inline; for Smart Printer; 1700 pieces on roll; stretchable 5 - 5.2 mm; plain; snap-on type; violet | www.wago.com/2009-145/000-024 |
|  | Item no.: 248-501 Miniature WSB Quick marking system; plain; Marker width 5 mm; 10 strips with 10 markers per card | www.wago.com/248-501 |
|  | Item no.: 248-501/000-002 Mini-WSB marking card; as card; not stretchable; plain; snap-on type; yellow | www.wago.com/248-501/000-002 |
|  | Item no.: 248-501/000-005 Mini-WSB marking card; as card; not stretchable; plain; snap-on type; red | www.wago.com/248-501/000-005 |
|  | Item no.: 248-501/000-006 Mini-WSB marking card; as card; not stretchable; plain; snap-on type; blue | www.wago.com/248-501/000-006 |
|  | Item no.: 248-501/000-007 Mini-WSB marking card; as card; not stretchable; plain; snap-on type; gray | www.wago.com/248-501/000-007 |
|  | Item no.: 248-501/000-012 Mini-WSB marking card; as card; not stretchable; plain; snap-on type; orange | www.wago.com/248-501/000-012 |
|  | Item no.: 248-501/000-017 Mini-WSB marking card; as card; not stretchable; plain; snap-on type; light green | www.wago.com/248-501/000-017 |
|  | Item no.: 248-501/000-023 Mini-WSB marking card; as card; not stretchable; plain; snap-on type; green | www.wago.com/248-501/000-023 |
|  | Item no.: 248-501/000-024 Mini-WSB marking card; as card; not stretchable; plain; snap-on type; violet | www.wago.com/248-501/000-024 |
|  | Item no.: 750-100 Marker card; as a DIN A4 sheet; plain; white | www.wago.com/750-100 |
|  | Item no.: 750-103 Group marker carrier; transparent | www.wago.com/750-103 |
|  | Item no.: 750-106 Group marker carrier; transparent | www.wago.com/750-106 |

system box

Subject to changes. Please also observe the further product documentation!

| | | |
|--|--|--|
|  | Item no.: 850-804 IP65 enclosure; Stainless steel; WxHxD (400x123x200 mm); 4 x M20, 16 x M16, 28 x M12 cable grip | www.wago.com/850-804 |
|  | Item no.: 850-804/000-001 IP65 enclosure; Stainless steel; WxHxD (400x123x200 mm); 2 x M20, 13 x M16, 32 x M12 cable grip | www.wago.com/850-804/000-001 |
|  | Item no.: 850-805 IP65 enclosure; Stainless steel; WxHxD (600x123x200 mm); 4 x M20, 19 x M16, 67 x M12 cable grip | www.wago.com/850-805 |
|  | Item no.: 850-814/002-000 IP65 enclosure; Sheet steel (RAL 7035); WxHxD (200x120x200 mm); without flange plate | www.wago.com/850-814/002-000 |
|  | Item no.: 850-815/002-000 IP65 enclosure; Sheet steel (RAL 7035); WxHxD (300x120x200 mm); without flange plate | www.wago.com/850-815/002-000 |
|  | Item no.: 850-816/002-000 IP65 enclosure; Sheet steel (RAL 7035); WxHxD (400x120x200 mm); without flange plate | www.wago.com/850-816/002-000 |
|  | Item no.: 850-817/002-000 IP65 enclosure; Sheet steel (RAL 7035); WxHxD (600x120x200 mm); without flange plate | www.wago.com/850-817/002-000 |
|  | Item no.: 850-825 IP65 enclosure; Aluminium (RAL 7032); WxHxD (160x100x160 mm); 9 x M12, 4 x M20 | www.wago.com/850-825 |
|  | Item no.: 850-826 IP65 enclosure; Aluminium (RAL 7032); WxHxD (240x100x160 mm); 4 x M20, 4 x M16, 14 x M12 cable grip | www.wago.com/850-826 |
|  | Item no.: 850-826/002-000 IP65 enclosure; Aluminium (RAL 7035); WxHxD (240x100x160 mm); 4 x M20, 4 x M16, 14 x M12 cable grip | www.wago.com/850-826/002-000 |
|  | Item no.: 850-827 IP65 enclosure; Aluminium (RAL 7032); WxHxD (320x100x160 mm); 4 x M20, 8 x M16, 17 x M12 cable grip | www.wago.com/850-827 |
|  | Item no.: 850-827/002-000 IP65 enclosure; Aluminium (RAL 7035); WxHxD (320x100x160 mm); 4 x M20, 8 x M16, 17 x M12 cable grip | www.wago.com/850-827/002-000 |
|  | Item no.: 850-828 IP65 enclosure; Aluminium (RAL 7032); WxHxD (480x100x160 mm); 4 x M20, 10 x M16, 35 x M12 cable grip | www.wago.com/850-828 |
|  | Item no.: 850-828/002-000 IP65 enclosure; Aluminium (RAL 7035); WxHxD (480x100x160 mm); 4 x M20, 10 x M16, 35 x M12 cable grip | www.wago.com/850-828/002-000 |
|  | Item no.: 850-834 IP65 enclosure; Polyester (RAL 7032); WxHxD (164x100x164 mm); 9 x M12, 4 x M20 | www.wago.com/850-834 |

Subject to changes. Please also observe the further product documentation!



Item no.: 850-835

IP65 enclosure; Polyester (RAL 7032); WxHxD (244x100x164 mm); 4 x M20, 4 x M16, 14 x M12 cable grip

www.wago.com/850-835



Item no.: 850-836

IP65 enclosure; Polyester (RAL 7032); WxHxD (324x100x164 mm); 4 x M20, 8 x M16, 17 x M12 cable grip

www.wago.com/850-836

Downloads

Documentation

Manual

| | | | |
|--|---------|---------------|----------|
| 2-channel, thermocouples, line break detection Sensor types: J, K, B, E, N, R, S, T, U, L | V 1.1.0 | pdf 2.6 MB | Download |
|--|---------|---------------|----------|

Bid Text

| | | | |
|--------------------------------|--------------|----------------|----------|
| 750-469/000-200 doc - Datei | Oct 20, 2017 | doc 29.2 kB | Download |
|--------------------------------|--------------|----------------|----------|

| | | | |
|--------------------------------|--------------|---------------|----------|
| 750-469/000-200 X81 - Datei | Feb 19, 2019 | xml 5.0 kB | Download |
|--------------------------------|--------------|---------------|----------|

Additional Information

| | | | |
|--|---------|-----------------|----------|
| Disposal; Electrical and electronic equipment, Packaging | V 1.0.0 | pdf 265.8 kB | Download |
|--|---------|-----------------|----------|

System Description

| | | | |
|---|--|-----------------|----------|
| Overview on WAGO-I/O-SYSTEM 750 approvals | | pdf 780.2 kB | Download |
|---|--|-----------------|----------|

| | | | |
|--|---------|---------------|----------|
| Design Notes Basic conditions and recommendations for higher operational safety | V 2.0.0 | pdf 1.5 MB | Download |
|--|---------|---------------|----------|

| | | | |
|--|---------|---------------|----------|
| Use in Hazardous Environments Term definition, marking and installation regulations | V 1.0.0 | pdf 1.0 MB | Download |
|--|---------|---------------|----------|

| | | | |
|---|--|---------------|----------|
| 750/753 Series I/O-System – General Product Information | | pdf 1.7 MB | Download |
|---|--|---------------|----------|

CAD/CAE-Data

CAD data

Subject to changes. Please also observe the further product documentation!



2D/3D Models 750-469/000-200

[URL](#)

[Download](#)

CAE data

EPLAN Data Portal 750-469/000-200

[URL](#)

[Download](#)

WSCAD Universe 750-469/000-200

[URL](#)

[Download](#)

Device Files

Device Driver

WAGO USB Service Kabel Treiber / Serie 750 und 857

6.5.3.0

Sep 10, 2014

zip

4.8 MB

[Download](#)

Installation Notes

Product family

750/753 Series – I/O System

[Show all products from the family](#)

Subject to changes. Please also observe the further product documentation!

WAGO Kontakttechnik GmbH & Co. KG

Hansastr. 27

32423 Minden

Phone: +49571 887-0 | Fax: +49571 887-169

Email: info.de@wago.com | Web: www.wago.com

Do you have any questions about our products?

We are always happy to take your call at +49 (571) 887-44222.