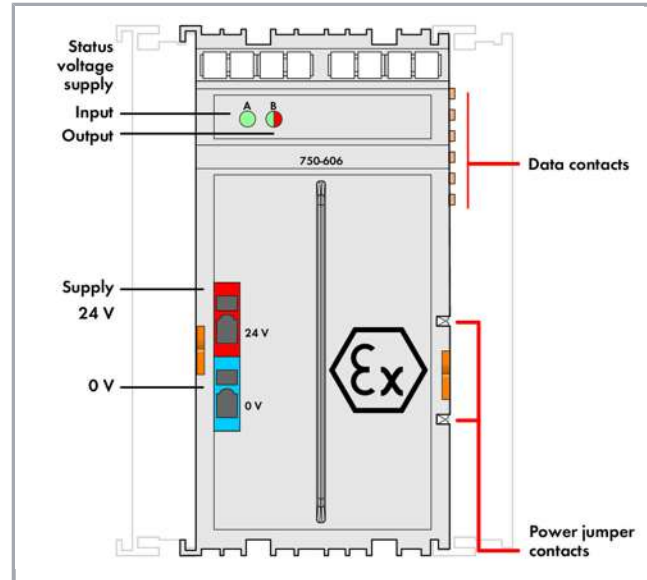


Data sheet | Item number: 750-606

Power Supply; 24 VDC; Diagnostics; Intrinsically safe; light gray

www.wago.com/750-606



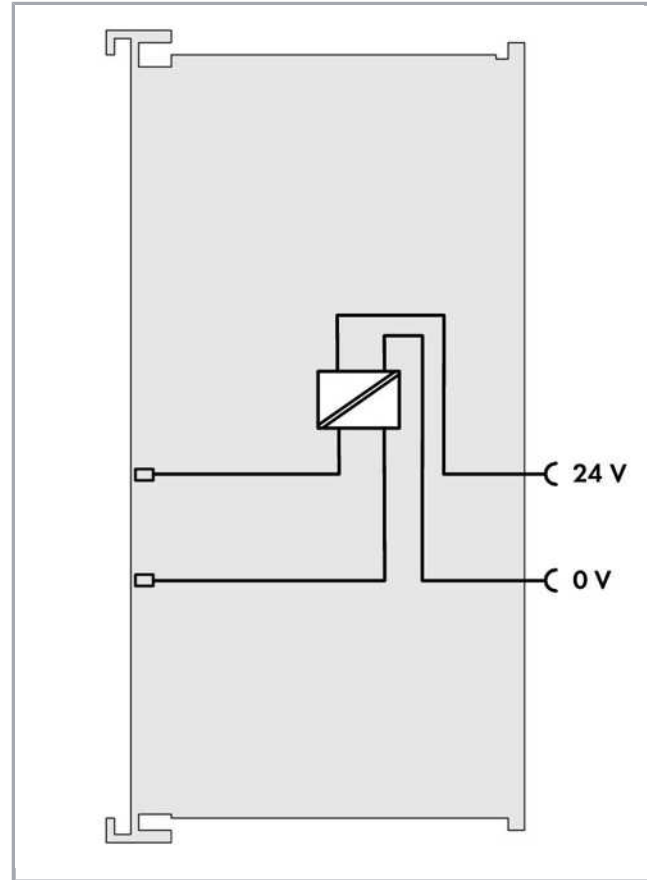
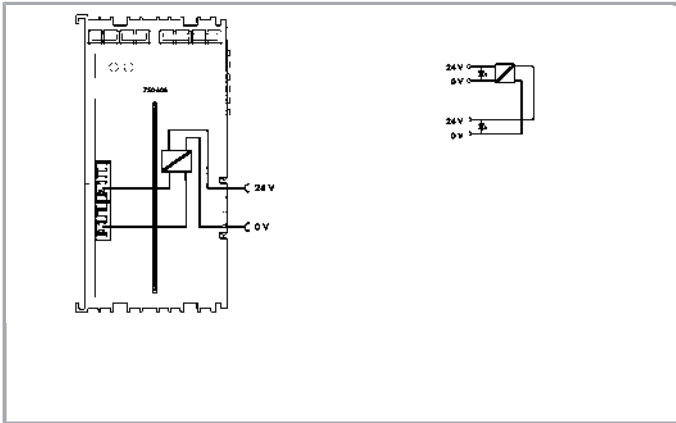
RoHS Compliant

Color:

Subject to changes. Please also observe the further product documentation!

WAGO Kontakttechnik GmbH & Co. KG
Hansastr. 27
32423 Minden
Phone: +49571 887-0 | Fax: +49571 887-169
Email: info.de@wago.com | Web: www.wago.com

Do you have any questions about our products?
We are always happy to take your call at +49 (571) 887-44222.



Item description

This supply module powers all intrinsically safe 750 Series Ex i Modules. It also monitors power supply to the downstream Ex i segment and separates the intrinsically safe from the non-intrinsically safe section of the WAGO I/O System 750. The input and output sides are electrically isolated from each other.

The maximum current provided by the supply module is 1.0 A. When configuring the Ex i segment, the total current must not be exceeded.

In the event of a short circuit or overload, electronic monitoring automatically switches off the output voltage. After eliminating the fault, the output voltage is reactivated within approximately ten seconds.

If, due to load conditions, more than one supply module is required per station, four distance modules (750-616) must be placed between the intrinsically safe sections.

Indicators:

- Green LED (input voltage)
- Green/red LED (output voltage available/not available)

Subject to changes. Please also observe the further product documentation!

Note:

General information (e.g., installation regulations) on explosion protection is available in the WAGO I/O System 750 manuals!

Data**Technical Data**

| | |
|--|--|
| Fuse | electronic |
| Power consumption $P_{\max.}$ | 29 W |
| Bit width | 2 bits (input voltage failure, fuse triggered) |
| Intrinsic safety Ex i | yes |
| System supply voltage | DC 5 V; via data contacts |
| Current consumption, system supply (5 V) | 7.5 mA |
| Field supply voltage | DC 24 V (-25 ... +30 %); (adjacent Ex i modules are supplied with $U_o = \max. 27.3 \text{ V}$); via power jumper contacts (power supply via CAGE CLAMP® connection; transmission via spring contact) |
| Power loss P_v | < 5 W |
| Number of outgoing power jumper contacts | 2 |
| Current carrying capacity of the power jumper contacts | 1 A |
| Ex guideline | EN/IEC 60079-0, -7, -11, -26, -31 |
| Power supply (input) | $U_n = 24 \text{ VDC}$ (-25 ... +30 %); $P_{\max.} = 29 \text{ W}$; $U_m = 253 \text{ V}$ |
| Power supply (output) | $U_o = 27.3 \text{ V}$ (intrinsically safe output voltage per protection level ia); $I_n = 1 \text{ A}$ |
| Marking | ATEX, IECEx, INMETRO, Underwriters Laboratories Inc. |

Connection data

| | |
|-------------------------------------|--|
| Connection technology: field supply | 2 x CAGE CLAMP® |
| Connection type (1) | Field supply |
| Solid conductor | 0,08 ... 1,5 mm ² / 28 ... 14 AWG |
| Fine-stranded conductor | 0,08 ... 1,5 mm ² / 28 ... 14 AWG |
| Strip length | 5 ... 6 mm / 0.2 ... 0.24 inch |

Geometrical Data

| | |
|--------|----------------------|
| Width | 48 mm / 1.89 inch |
| Height | 70,9 mm / 2.791 inch |

Subject to changes. Please also observe the further product documentation!



| | |
|---------------------------------------|----------------------|
| Height from upper-edge of DIN-35 rail | 63,7 mm / 2.508 inch |
| Depth | 100 mm / 3.937 inch |

Mechanical data

| | |
|------------------|-------------|
| Type of mounting | DIN-35 rail |
|------------------|-------------|

Material Data

| | |
|--------------------|------------------------------|
| Color | light gray |
| Housing material | Polycarbonate, polyamide 6.6 |
| Fire load | 2.49 MJ |
| Weight | 167.5 g |
| Conformity marking | CE |

Environmental Requirements

| | |
|--|---------------------------------------|
| Surrounding air (operating) temperature | 0 ... 55 °C |
| Surrounding air (storage) temperature | -40 ... 85 °C |
| Protection class | IP20 |
| Degree of pollution (5) | 2 per IEC 61131-2 |
| Operating altitude | 0 ... 2000 m |
| Mounting position | horizontal (standing/lying); vertical |
| Relative air humidity (no condensation) | 95 % |
| Vibration resistance | 4g per IEC 60068-2-6 |
| Shock resistance | 15g per IEC 60068-2-27 |
| EMC immunity to interference | per EN 61000-6-2, marine applications |
| EMC emission of interference | per EN 61000-6-3, marine applications |
| Exposure to pollutants | Per IEC 60068-2-42 and IEC 60068-2-43 |
| Permissible H ₂ S contaminant concentration at a relative humidity 75 % | 10 ppm |
| Permissible SO ₂ contaminant concentration at a relative humidity 75 % | 25 ppm |

Commercial data

| | |
|-------------------|-----------------|
| Product Group | 15 (Remote I/O) |
| Packaging type | BOX |
| Country of origin | DE |
| GTIN | 4045454961909 |

Subject to changes. Please also observe the further product documentation!

WAGO Kontakttechnik GmbH & Co. KG
 Hansastr. 27
 32423 Minden
 Phone: +49571 887-0 | Fax: +49571 887-169
 Email: info.de@wago.com | Web: www.wago.com


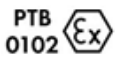


Do you have any questions about our products?
 We are always happy to take your call at +49 (571) 887-44222.

Customs Tariff No.


85389091890

Approvals / Certificates


Ex-Approvals

| Logo | Approval | Additional Approval Text | Certificate name |
|---|---|--------------------------|-----------------------------------|
|  | AEx UL International Germany GmbH | UL 60079 | E480271 |
|  | ATEX TUEV Nord Cert GmbH | EN 60079-0 | TÜV 07 ATEX 554086 X en. |
| | INMETRO TÜV Rheinland do Brasil Ltda. | - | TÜV_14. 1911_X |
|  | TUEV Nord TUEV Nord Cert GmbH | IEC 60079-0 | IECEX TUN 09.0001 X |
|  | UL Underwriters Laboratories Inc. (HAZARDOUS LOCATIONS) | UL 121201 | E198726 Sec.1 |

Country specific Approvals

| Logo | Approval | Additional Approval Text | Certificate name |
|--|---|--------------------------|-----------------------------|
|  | KC National Radio Research Agency | Article 58-2, Clause 3 | MSIP- REM-W43- SPP750 |








Ship Approvals

| Logo | Approval | Additional Approval Text | Certificate name |
|--|---|--------------------------|------------------|
|  | ABS American Bureau of Shipping | - | 19- HG1821926 |
| | BV Bureau Veritas S.A. | - | 30389/B0 BV |



Subject to changes. Please also observe the further product documentation!

WAGO Kontakttechnik GmbH & Co. KG
 Hansastr. 27
 32423 Minden
 Phone: +49571 887-0 | Fax: +49571 887-169
 Email: info.de@wago.com | Web: www.wago.com

Do you have any questions about our products?
 We are always happy to take your call at +49 (571) 887-44222.

| | | | |
|--|---|---|--------------------------|
|  | DNV GL Det Norske Veritas, Germanischer Lloyd | - | TAA0000194 |
|  | | | |
|  | KR Korean Register of Shipping | - | KR HMB05880- AC001 |
|  | LR Lloyds Register | - | 02/20026 (E6) |
|  | NK Nippon Kaiji Kyokai | - | TA17255M |
|  | PRS Polski Rejestr Statków | - | TE/2236 /880590/19 |
|  | RINA RINA Germany GmbH | - | ELE066419XG |

UL-Approvals

| Logo | Approval | Additional Approval Text | Certificate name |
|--|---|--------------------------|------------------|
|  | UL UL International Netherlands B.V. (ORDINARY LOCATIONS) | UL 508 | E175199 Sec.1 |
|  | UL Underwriters Laboratories Inc. (ORDINARY LOCATIONS) | UL 61010-2-201 | E175199 Sec10 |

Counterpart

Subject to changes. Please also observe the further product documentation!

WAGO Kontakttechnik GmbH & Co. KG
 Hansastr. 27
 32423 Minden
 Phone: +49571 887-0 | Fax: +49571 887-169
 Email: info.de@wago.com | Web: www.wago.com

Do you have any questions about our products?
 We are always happy to take your call at +49 (571) 887-44222.

Compatible products

tools



Item no.: 210-719

Operating tool; Blade: 2.5 x 0.4 mm; with a partially insulated shaft

www.wago.com/210-719

shield connection



Item no.: 790-108

Shield clamping saddle; 11 mm wide; diameter of compatible conductor; 3 ... 8 mm

www.wago.com/790-108



Item no.: 790-116

Shield clamping saddle; 19 mm wide; diameter of compatible conductor; 7 ... 16 mm

www.wago.com/790-116



Item no.: 790-124

Shield clamping saddle; 27 mm wide; diameter of compatible conductor; 6 ... 24 mm

www.wago.com/790-124



Item no.: 790-140

Shield clamping saddle; diameter of compatible conductor

www.wago.com/790-140



Item no.: 790-208

Shield clamping saddle; 12.4 mm wide; 3 ... 8 mm

www.wago.com/790-208



Item no.: 790-216

Shield clamping saddle; 21.8 mm wide; 6 ... 16 mm

www.wago.com/790-216



Item no.: 790-220

Shield clamping saddle; 30 mm wide; 6 ... 20 mm

www.wago.com/790-220

Marking accessories



Item no.: 2009-145

Mini-WSB Inline; for Smart Printer; 1700 pieces on roll; stretchable 5 - 5.2 mm; plain; snap-on type; white

www.wago.com/2009-145



Item no.: 2009-145/000-002

Mini-WSB Inline; for Smart Printer; 1700 pieces on roll; stretchable 5 - 5.2 mm; plain; snap-on type; white /000-002

www.wago.com/2009-145



Item no.: 2009-145/000-005

Mini-WSB Inline; for Smart Printer; 1700 pieces on roll; stretchable 5 - 5.2 mm; plain; snap-on type; red

www.wago.com/2009-145
/000-005



Item no.: 2009-145/000-006

Mini-WSB Inline; for Smart Printer; 1700 pieces on roll; stretchable 5 - 5.2 mm; plain; snap-on type; blue

www.wago.com/2009-145
/000-006



Item no.: 2009-145/000-007

Mini-WSB Inline; for Smart Printer; 1700 pieces on roll; stretchable 5 - 5.2 mm; plain; snap-on type; white /000-007

www.wago.com/2009-145

Subject to changes. Please also observe the further product documentation!

WAGO Kontakttechnik GmbH & Co. KG

Hansastr. 27















32423 Minden

Phone: +49571 887-0 | Fax: +49571 887-169

Email: info.de@wago.com | Web: www.wago.com






Do you have any questions about our products?

We are always happy to take your call at +49 (571) 887-44222.

| | | |
|--|---|--|
|  | <p>Item no.: 2009-145/000-012 Mini-WSB Inline; for Smart Printer; 1700 pieces on roll; stretchable 5 - 5.2 mm; plain; snap-on type; orange</p> | www.wago.com/2009-145/000-012 |
|  | <p>Item no.: 2009-145/000-023 Mini-WSB Inline; for Smart Printer; 1700 pieces on roll; stretchable 5 - 5.2 mm; plain; snap-on type; green</p> | www.wago.com/2009-145/000-023 |
|  | <p>Item no.: 2009-145/000-024 Mini-WSB Inline; for Smart Printer; 1700 pieces on roll; stretchable 5 - 5.2 mm; plain; snap-on type; violet</p> | www.wago.com/2009-145/000-024 |
|  | <p>Item no.: 248-501 Miniature WSB Quick marking system; plain; Marker width 5 mm; 10 strips with 10 markers per card</p> | www.wago.com/248-501 |
|  | <p>Item no.: 248-501/000-002 Mini-WSB marking card; as card; not stretchable; plain; snap-on type; yellow</p> | www.wago.com/248-501/000-002 |
|  | <p>Item no.: 248-501/000-005 Mini-WSB marking card; as card; not stretchable; plain; snap-on type; red</p> | www.wago.com/248-501/000-005 |
|  | <p>Item no.: 248-501/000-006 Mini-WSB marking card; as card; not stretchable; plain; snap-on type; blue</p> | www.wago.com/248-501/000-006 |
|  | <p>Item no.: 248-501/000-007 Mini-WSB marking card; as card; not stretchable; plain; snap-on type; gray</p> | www.wago.com/248-501/000-007 |
|  | <p>Item no.: 248-501/000-012 Mini-WSB marking card; as card; not stretchable; plain; snap-on type; orange</p> | www.wago.com/248-501/000-012 |
|  | <p>Item no.: 248-501/000-017 Mini-WSB marking card; as card; not stretchable; plain; snap-on type; light green</p> | www.wago.com/248-501/000-017 |
|  | <p>Item no.: 248-501/000-023 Mini-WSB marking card; as card; not stretchable; plain; snap-on type; green</p> | www.wago.com/248-501/000-023 |
|  | <p>Item no.: 248-501/000-024 Mini-WSB marking card; as card; not stretchable; plain; snap-on type; violet</p> | www.wago.com/248-501/000-024 |
|  | <p>Item no.: 750-103 Group marker carrier; transparent</p> | www.wago.com/750-103 |
|  | <p>Item no.: 750-106 Group marker carrier; transparent</p> | www.wago.com/750-106 |

Carrier rail

Subject to changes. Please also observe the further product documentation!

| | | |
|--|--|--|
|  | Item no.: 210-112 Steel carrier rail; 35 x 7.5 mm; 1 mm thick; 2 m long; slotted; according to EN 60715; "Hole width 25 mm | www.wago.com/210-112 |
|  | Item no.: 210-113 Steel carrier rail; 35 x 7.5 mm; 1 mm thick; 2 m long; unslotted; according to EN 60715 | www.wago.com/210-113 |
|  | Item no.: 210-114 Steel carrier rail; 35 x 15 mm; 1.5 mm thick; 2 m long; unslotted; similar to EN 60715 | www.wago.com/210-114 |
|  | Item no.: 210-115 Steel carrier rail; 35 x 7.5 mm; 1 mm thick; 2 m long; slotted; according to EN 60715; "Hole width 18 mm | www.wago.com/210-115 |
|  | Item no.: 210-118 Steel carrier rail; 35 x 15 mm; 2.3 mm thick; 2 m long; unslotted; according to EN 60715 | www.wago.com/210-118 |
|  | Item no.: 210-196 Aluminum carrier rail; 35 x 8.2 mm; 1.6 mm thick; 2 m long; unslotted; similar to EN 60715; silver-colored | www.wago.com/210-196 |
|  | Item no.: 210-197 Steel carrier rail; 35 x 15 mm; 1.5 mm thick; 2 m long; slotted; similar to EN 60715 | www.wago.com/210-197 |
|  | Item no.: 210-198 Copper carrier rail; 35 x 15 mm; 2.3 mm thick; 2 m long; unslotted; according to EN 60715; copper-colored | www.wago.com/210-198 |
|  | Item no.: 210-504 Steel carrier rail; 35 x 7.5 mm; 1 mm thick; 2 m long; slotted; galvanized; according to EN 60715 | www.wago.com/210-504 |
|  | Item no.: 210-505 Steel carrier rail; 35 x 7.5 mm; 1 mm thick; 2 m long; unslotted; galvanized; according to EN 60715 | www.wago.com/210-505 |
|  | Item no.: 210-506 Steel carrier rail; 35 x 15 mm; 1.5 mm thick; 2 m long; unslotted; galvanized; similar to EN 60715 | www.wago.com/210-506 |
|  | Item no.: 210-508 Steel carrier rail; 35 x 15 mm; 1.5 mm thick; 2 m long; slotted; galvanized; similar to EN 60715 | www.wago.com/210-508 |

Downloads

Documentation

Data sheet

| | | |
|---|-----------------|----------|
| 750-606, 24VDC 1.0A Ex i Power Supply, data sheet | pdf 128.7 kB | Download |
|---|-----------------|----------|

Manual

| | | | |
|------------------------------|---------|---------------|----------|
| 24VDC 1.0A Ex i power supply | V 1.4.0 | pdf 1.4 MB | Download |
|------------------------------|---------|---------------|----------|

Bid Text

Subject to changes. Please also observe the further product documentation!

WAGO Kontakttechnik GmbH & Co. KG
 Hansastr. 27
 32423 Minden
 Phone: +49571 887-0 | Fax: +49571 887-169
 Email: info.de@wago.com | Web: www.wago.com

Do you have any questions about our products?
 We are always happy to take your call at +49 (571) 887-44222.



| | | | |
|------------------------|-------------|----------------|----------|
| 750-606 doc - Datei | Oct 6, 2017 | doc 29.2 kB | Download |
|------------------------|-------------|----------------|----------|

| | | | |
|-----------------------------|--------------|---------------|----------|
| 750-606 GAEB X81 - Datei | Feb 19, 2019 | xml 5.6 kB | Download |
|-----------------------------|--------------|---------------|----------|

Additional Information

| | | | |
|--|---------|-----------------|----------|
| Disposal; Electrical and electronic equipment, Packaging | V 1.0.0 | pdf 265.8 kB | Download |
|--|---------|-----------------|----------|

System Description

| | | | |
|---|--|---------------|----------|
| 750/753 Series I/O-System – General Product Information | | pdf 1.7 MB | Download |
|---|--|---------------|----------|

| | | | |
|--|---------|---------------|----------|
| Use in Hazardous Environments Term definition, marking and installation regulations | V 1.0.0 | pdf 1.0 MB | Download |
|--|---------|---------------|----------|

| | | | |
|---------------|--|-----------------|----------|
| Ex i Overview | | pdf 616.0 kB | Download |
|---------------|--|-----------------|----------|

| | | | |
|---|--|-----------------|----------|
| Overview on WAGO-I/O-SYSTEM 750 approvals | | pdf 780.2 kB | Download |
|---|--|-----------------|----------|

| | | | |
|--|---------|---------------|----------|
| Design Notes Basic conditions and recommendations for higher operational safety | V 2.0.0 | pdf 1.5 MB | Download |
|--|---------|---------------|----------|

CAD/CAE-Data

CAD data

| | | | |
|----------------------|--|-----|----------|
| 2D/3D Models 750-606 | | URL | Download |
|----------------------|--|-----|----------|

CAE data

| | | | |
|---------------------------|--|-----|----------|
| EPLAN Data Portal 750-606 | | URL | Download |
|---------------------------|--|-----|----------|

| | | | |
|------------------------|--|-----|----------|
| WSCAD Universe 750-606 | | URL | Download |
|------------------------|--|-----|----------|

Device Files

Device Driver

WAGO USB Service Kabel Treiber / Serie 750 und 857

Subject to changes. Please also observe the further product documentation!

WAGO Kontakttechnik GmbH & Co. KG
 Hansastr. 27
 32423 Minden
 Phone: +49571 887-0 | Fax: +49571 887-169
 Email: info.de@wago.com | Web: www.wago.com

Do you have any questions about our products?
 We are always happy to take your call at +49 (571) 887-44222.



6.5.3.0
Sep 10, 2014

zip
4.8 MB

Download

Installation Notes

Product family

750/753 Series – I/O System

[Show all products from the family](#)

Subject to changes. Please also observe the further product documentation!

WAGO Kontakttechnik GmbH & Co. KG
Hansastr. 27
32423 Minden
Phone: +49571 887-0 | Fax: +49571 887-169
Email: info.de@wago.com | Web: www.wago.com

Do you have any questions about our products?
We are always happy to take your call at +49 (571) 887-44222.