This item has been discontinued and as of 30.09.2018, can no longer be delivered.

Data sheet | Item number: 767-1401

Fieldbus Coupler DeviceNet; 8-channel digital input 24 VDC; light gray

www.wago.com/767-1401



RoHS ✓ Compliant

BOMcheck.net

Color:

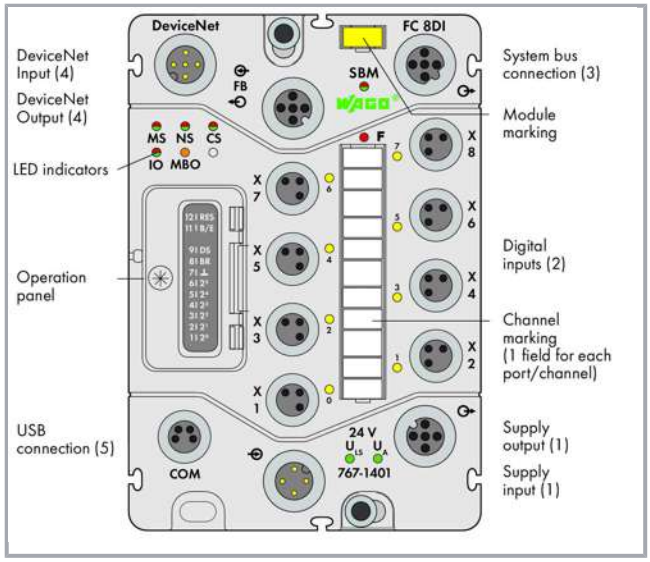

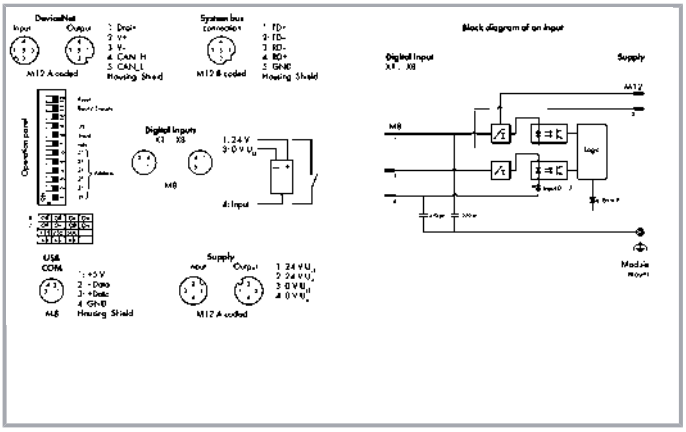

Subject to changes. Please also observe the further product documentation!

WAGO Kontakttechnik GmbH & Co. KG
Hansastr. 27
32423 Minden
Phone: +49571 887-0 | Fax: +49571 887-169
Email: info.de@wago.com | Web: www.wago.com

Do you have any questions about our products?
We are always happy to take your call at +49 (571) 887-44222.

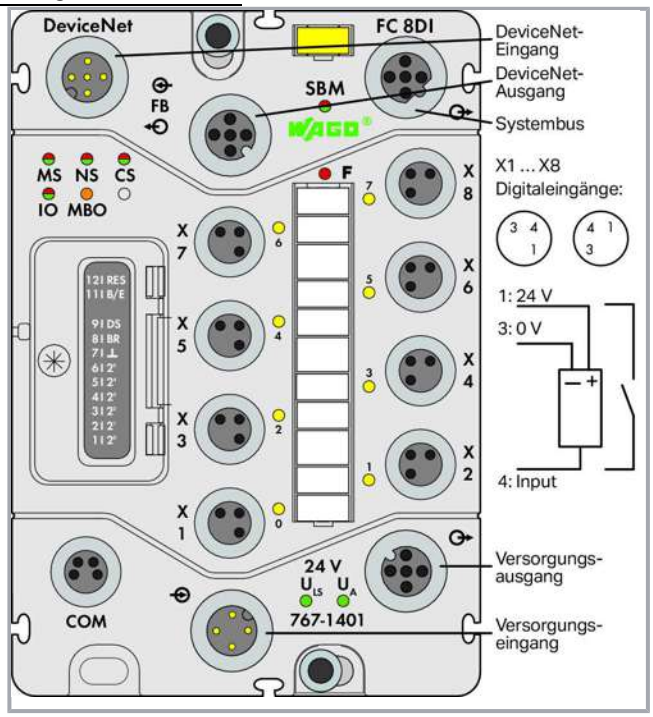

Item description

Short description:

DeviceNet is a manufacturer-independent, open CAN-based fieldbus protocol typically used for networking sensors and actuators with higher-level automation devices. It operates in both master-slave and multi-master modes, while active participants communicate via a point-to-point or a multipoint connection.

As a slave, this fieldbus coupler connects WAGO's 767 Series System to DeviceNet. When initializing, the coupler determines the station's module structure and creates a process image of all inputs and outputs.

Features:

- Includes eight 24 VDC digital inputs

- Modular and extendable by up to 64 I/O modules (via system bus connector)

- USB interface for maintenance (FDT/DTM configuration and system update)

- Parameter setting via FDT/DTM (incl. diagnostics and simulation)

- Sealable operation panel (operating mode and address switches)

Includes:

- 1 x module marker (WMB), yellow
- 1 x channel marking strip
- 2 x M8 protective cap

Subject to changes. Please also observe the further product documentation!

WAGO Kontakttechnik GmbH & Co. KG
Hansastr. 27
32423 Minden
Phone: +49571 887-0 | Fax: +49571 887-169
Email: info.de@wago.com | Web: www.wago.com

Do you have any questions about our products?
We are always happy to take your call at +49 (571) 887-44222.

Data
Technical Data

Communication	DeviceNet
Number of expendable modules	64
Number of digital inputs	8
Total number of channels (module)	8
Type of signal	Voltage
Sensor connection	8 x (2-wire, 3-wire)
Input characteristic	high-side switching
Input characteristic	Type 1, per IEC 61131-2
Input filter (digital)	0.1 ms 0.5 ms 3 ms 15 ms 20 ms
Input current per channel for signal (1) typ.	2.8 mA
Voltage range for signal (0)	−3 … +5 VDC
Voltage range for signal (1)	15 … 30 VDC
Baud rate	500 kBd (125/ 250/ 500 Kbit/s)
Transmission medium	Copper cable
Parametrierbare Funktionen	I/O diagnostics (per module): Short circuit/overload (encoder supply); Undervoltage (U_{LS} + U_A) Online simulation (per module): Diagnostics Online simulation (per channel): Lock/unlock; simulation value: 0/1 Input filter (per channel): 0.1/ 0.5/ 3 /15 /20 ms/ Filter "Off" Inversion (per channel): On/off
Protection	Reverse voltage protection for U_{LS} + U_o; Short circuit protection for sensor supply
Station addresses	0 … 63 (adjustable via operation panel)
Input and output process image (Fieldbus) max.	1024 Worte/1024 Worte
System supply voltage	)
System and sensor supply voltage	DC 24 V(-25 … +30 %); Logic and sensors (U_{LS})
Current consumption: System and sensor	80 mA
Stromaufnahme System und Sensor Hinweis	+ sensors (max. 400 mA)
Field supply voltage	DC 24 V (-25 … +30 %); Actuators (U_A), for transmission only
Current consumption, field supply (module with no external load)	5 mA
Isolation	500 V supply/system bus/fieldbus

Subject to changes. Please also observe the further product documentation!

WAGO Kontakttechnik GmbH & Co. KG
Hansastr. 27
32423 Minden
Phone: +49571 887-0 | Fax: +49571 887-169
Email: info.de@wago.com | Web: www.wago.com

Do you have any questions about our products?
We are always happy to take your call at +49 (571) 887-44222.

Indicators	LED (F) red: Error status inputs; LED (MS, IO, NS, SBM, CS) green/red: Module status, I/O status, network status, system bus master, fieldbus coupler status; LED (MBO) orange: MAC ID/Baud rate exceeded; LED (U_{LS}, U_A) green: Power supply status; LED (0 … 7) yellow/red: Status DI 1 … DI 8; Non-retentive displays
Current carrying capacity of the supply connections	8 A

Connection data

Connection technology: communication/fieldbus	DeviceNet: 1 x M12 socket; 5-pole; A-coded
Connection technology: In-/Outputs	8 x M8 socket; 3-pole
Connection technology: field supply	1 x M12 plug; 4-pole; A-coded; 1 x M12 socket, 4-pole, A-coded
Connection technology: system supply	1 x M12 socket; 4-pole; A-coded; 1 x M12 plug; 4-pole; A-coded
Connection technology: System bus	1 x M12 socket, 5-pole, B-coded, shielded
Connection technology: Device configuration	1 x M8 socket; 4-pole (USB standard 1.1)
Anschlussanforderung zulässige Leitungslänge	30 m
Connection requirement (permissible cable type)	Digital inputs: unshielded

Geometrical Data

Width	75 mm / 2.953 inch
Height	35,7 mm / 1.406 inch
Depth	117 mm / 4.606 inch

Material Data

Color	light gray
Housing material	Polyamide (PA), Makrolon (address switch cover), flammability per UL94-V0, halogen/silicon-free
Weight	358 g
Conformity marking	CE
Potting	Polyurethane (PUR), halogen/silicon-free

Environmental Requirements

Surrounding air (operating) temperature	-25 … 60 °C
Surrounding air (storage) temperature	-40 … 85 °C
Protection class	IP67
Protection class	III
Operating altitude	–1000 … 2000 m; air pressure: 1080 … 795 hPa
Relative air humidity (no condensation)	95 %

Subject to changes. Please also observe the further product documentation!

WAGO Kontakttechnik GmbH & Co. KG
Hansastr. 27
32423 Minden
Phone: +49571 887-0 | Fax: +49571 887-169
Email: info.de@wago.com | Web: www.wago.com

Do you have any questions about our products?
We are always happy to take your call at +49 (571) 887-44222.

Vibration resistance	5g per IEC 60068-2-6
Shock resistance	Short-term: 50g/11 ms/half-sine per IEC 60068-2-27; Long-term: 30g/6 ms/half-sine per IEC 60068-2-29
EMC immunity to interference	per EN 61000-6-2
EMC emission of interference	per EN 61000-6-4
Permissible H_2S contaminant concentration at a relative humidity 75 %	0.1 ppm
Permissible SO_2 contaminant concentration at a relative humidity 75 %	0.5 ppm

Commercial data

Product Group	15 (Remote I/O)
Packaging type	BOX
Country of origin	DE
GTIN	4045454545123
Customs Tariff No.	85176200000

Approvals / Certificates

Ex-Approvals

Logo	Approval	Additional Approval Text	Certificate name
	ATEX DEKRA EXAM GmbH	EN 60079-0	BVS_15_ATEX_E_098_X
	IECEx DEKRA EXAM GmbH	IEC 60079-0	IECEx_BVS_15.0083_X

UL-Approvals

Logo	Approval	Additional Approval Text	Certificate name
	UL UL International Germany GmbH (ORDINARY LOCATIONS)	UL 508	E175199 Sec.5

Counterpart

WAGO Kontakttechnik GmbH & Co. KG
Hansastr. 27
32423 Minden
Phone: +49571 887-0 | Fax: +49571 887-169
Email: info.de@wago.com | Web: www.wago.com

Compatible products

wiring and connectors

	Item no.: 756-1401/060-020 CANopen/DeviceNet cable; 5-pole; Length: 2 m	www.wago.com/756-1401/060-020
	Item no.: 756-1401/060-050 CANopen/DeviceNet cable; 5-pole; Length: 5 m	www.wago.com/756-1401/060-050
	Item no.: 756-1401/060-100 CANopen/DeviceNet cable; 5-pole; Length: 10 m	www.wago.com/756-1401/060-100
	Item no.: 756-1401/060-200 CANopen/DeviceNet cable; 5-pole; Length: 20 m	www.wago.com/756-1401/060-200
	Item no.: 756-1402/060-020 CANopen/DeviceNet cable; 5-pole; Length: 2 m	www.wago.com/756-1402/060-020
	Item no.: 756-1402/060-050 CANopen/DeviceNet cable; 5-pole; Length: 5 m	www.wago.com/756-1402/060-050
	Item no.: 756-1402/060-100 CANopen/DeviceNet cable; 5-pole; Length: 10 m	www.wago.com/756-1402/060-100
	Item no.: 756-1402/060-200 CANopen/DeviceNet cable; 5-pole; Length: 20 m	www.wago.com/756-1402/060-200
	Item no.: 756-1403/060-020 CANopen/DeviceNet cable; 5-pole; Length: 2 m	www.wago.com/756-1403/060-020
	Item no.: 756-1403/060-050 CANopen/DeviceNet cable; 5-pole; Length: 5 m	www.wago.com/756-1403/060-050
	Item no.: 756-1403/060-100 CANopen/DeviceNet cable; 5-pole; Length: 10 m	www.wago.com/756-1403/060-100

Subject to changes. Please also observe the further product documentation!

WAGO Kontakttechnik GmbH & Co. KG
Hansastr. 27
32423 Minden
Phone: +49571 887-0 | Fax: +49571 887-169
Email: info.de@wago.com | Web: www.wago.com

Do you have any questions about our products?
We are always happy to take your call at +49 (571) 887-44222.

	Item no.: 756-1403/060-200 CANopen/DeviceNet cable; 5-pole; Length: 20 m	www.wago.com/756-1403 /060-200
	Item no.: 756-1404/060-020 CANopen/DeviceNet cable; 5-pole; Length: 2 m	www.wago.com/756-1404 /060-020
	Item no.: 756-1404/060-050 CANopen/DeviceNet cable; 5-pole; Length: 5 m	www.wago.com/756-1404 /060-050
	Item no.: 756-1404/060-100 CANopen/DeviceNet cable; 5-pole; Length: 10 m	www.wago.com/756-1404 /060-100
	Item no.: 756-1404/060-200 CANopen/DeviceNet cable; 5-pole; Length: 20 m	www.wago.com/756-1404 /060-200
	Item no.: 756-1405/060-020 CANopen/DeviceNet cable; 5-pole; Length: 2 m	www.wago.com/756-1405 /060-020
	Item no.: 756-1405/060-050 CANopen/DeviceNet cable; 5-pole; Length: 5 m	www.wago.com/756-1405 /060-050
	Item no.: 756-1405/060-100 CANopen/DeviceNet cable; 5-pole; Length: 10 m	www.wago.com/756-1405 /060-100
	Item no.: 756-1405/060-200 CANopen/DeviceNet cable; 5-pole; Length: 20 m	www.wago.com/756-1405 /060-200
	Item no.: 756-1406/060-020 CANopen/DeviceNet cable; 5-pole; Length: 2 m	www.wago.com/756-1406 /060-020
	Item no.: 756-1406/060-050 CANopen/DeviceNet cable; 5-pole; Length: 5 m	www.wago.com/756-1406 /060-050
	Item no.: 756-1406/060-100 CANopen/DeviceNet cable; 5-pole; Length: 10 m	www.wago.com/756-1406 /060-100
	Item no.: 756-1406/060-200 CANopen/DeviceNet cable; 5-pole; Length: 20 m	www.wago.com/756-1406 /060-200

WAGO Kontakttechnik GmbH & Co. KG
Hansastr. 27
32423 Minden
Phone: +49571 887-0 | Fax: +49571 887-169
Email: info.de@wago.com | Web: www.wago.com

	Item no.: 756-4101/042-030 Connecting cable; 4-pole; Length: 3 m	www.wago.com/756-4101/042-030
	Item no.: 756-5111/030-015 Sensor/Actuator cable; 3-pole; Length: 1.5 m	www.wago.com/756-5111/030-015
	Item no.: 756-5111/030-050 Sensor/Actuator cable; 3-pole; Length: 5 m	www.wago.com/756-5111/030-050
	Item no.: 756-5111/030-100 Sensor/Actuator cable; 3-pole; Length: 10 m	www.wago.com/756-5111/030-100
	Item no.: 756-5112/030-015 Sensor/Actuator cable; 3-pole; Length: 1.5 m	www.wago.com/756-5112/030-015
	Item no.: 756-5112/030-050 Sensor/Actuator cable; 3-pole; Length: 5 m	www.wago.com/756-5112/030-050
	Item no.: 756-5112/030-100 Sensor/Actuator cable; 3-pole; Length: 10 m	www.wago.com/756-5112/030-100
	Item no.: 756-5201/030-010 Sensor/Actuator cable; 3-pole; Length: 1 m	www.wago.com/756-5201/030-010
	Item no.: 756-5201/030-020 Sensor/Actuator cable; 3-pole; Length: 2 m	www.wago.com/756-5201/030-020
	Item no.: 756-5202/030-010 Sensor/Actuator cable; 3-pole; Length: 1 m	www.wago.com/756-5202/030-010
	Item no.: 756-5202/030-020 Sensor/Actuator cable; 3-pole; Length: 2 m	www.wago.com/756-5202/030-020
	Item no.: 756-5203/030-010 Sensor/Actuator cable; 3-pole; Length: 1 m	www.wago.com/756-5203/030-010
	Item no.: 756-5203/030-020 Sensor/Actuator cable; 3-pole; Length: 2 m	www.wago.com/756-5203/030-020

WAGO Kontakttechnik GmbH & Co. KG
Hansastr. 27
32423 Minden
Phone: +49571 887-0 | Fax: +49571 887-169
Email: info.de@wago.com | Web: www.wago.com

	Item no.: 756-5204/030-010 Sensor/Actuator cable; 3-pole; Length: 1 m	www.wago.com/756-5204/030-010
	Item no.: 756-5204/030-020 Sensor/Actuator cable; 3-pole; Length: 2 m	www.wago.com/756-5204/030-020
	Item no.: 756-5501/030-010 Sensor/Actuator cable; 3-pole; Length: 1 m	www.wago.com/756-5501/030-010
	Item no.: 756-5501/030-020 Sensor/Actuator cable; 3-pole; Length: 2 m	www.wago.com/756-5501/030-020
	Item no.: 756-5502/030-010 Sensor/Actuator cable; 3-pole; Length: 1 m	www.wago.com/756-5502/030-010
	Item no.: 756-5502/030-020 Sensor/Actuator cable; 3-pole; Length: 2 m	www.wago.com/756-5502/030-020
	Item no.: 756-5503/030-010 Sensor/Actuator cable; 3-pole; Length: 1 m	www.wago.com/756-5503/030-010
	Item no.: 756-5503/030-020 Sensor/Actuator cable; 3-pole; Length: 2 m	www.wago.com/756-5503/030-020
	Item no.: 756-5504/030-010 Sensor/Actuator cable; 3-pole; Length: 1 m	www.wago.com/756-5504/030-010
	Item no.: 756-5504/030-020 Sensor/Actuator cable; 3-pole; Length: 2 m	www.wago.com/756-5504/030-020
	Item no.: 756-9102/030-000 Accessories; 3-pole	www.wago.com/756-9102/030-000
	Item no.: 756-9105/030-000 Accessories; 3-pole	www.wago.com/756-9105/030-000
	Item no.: 756-9203/040-000 Accessories; 4-pole	www.wago.com/756-9203/040-000

WAGO Kontakttechnik GmbH & Co. KG
Hansastr. 27
32423 Minden
Phone: +49571 887-0 | Fax: +49571 887-169
Email: info.de@wago.com | Web: www.wago.com

	Item no.: 756-9203/050-000 Accessories; 5-pole	www.wago.com/756-9203 /050-000
	Item no.: 756-9206/040-000 Accessories; 4-pole	www.wago.com/756-9206 /040-000
	Item no.: 756-9206/050-000 Accessories; 5-pole	www.wago.com/756-9206 /050-000
	Item no.: 756-9207/060-000 Accessories; 5-pole; M12 plug, axial	www.wago.com/756-9207 /060-000
	Item no.: 756-9208/060-000 Accessories; 5-pole; M12 socket, straight	www.wago.com/756-9208 /060-000
	Item no.: 756-9209/060-000 Accessories; 5-pole; M12 plug, axial	www.wago.com/756-9209 /060-000
	Item no.: 756-9210/060-000 Accessories; 5-pole; M12 socket, right angle	www.wago.com/756-9210 /060-000
	Item no.: 756-9211/060-000 Accessories; 5-pole; M12 plug, right angle	www.wago.com/756-9211 /060-000
	Item no.: 756-9213/040-000 Accessories; 4-pole	www.wago.com/756-9213 /040-000
	Item no.: 756-9213/050-000 Accessories; 5-pole	www.wago.com/756-9213 /050-000
	Item no.: 756-9216/040-000 Accessories; 4-pole	www.wago.com/756-9216 /040-000
	Item no.: 756-9216/050-000 Accessories; 5-pole	www.wago.com/756-9216 /050-000
	Item no.: 756-9217/050-000 Accessories; 4-pole	www.wago.com/756-9217 /050-000

Marking accessories

WAGO Kontakttechnik GmbH & Co. KG
Hansastr. 27
32423 Minden
Phone: +49571 887-0 | Fax: +49571 887-169
Email: info.de@wago.com | Web: www.wago.com

	Item no.: 210-110 Fiber-tip pen	www.wago.com/210-110
	Item no.: 757-901/000-050 Marking strips; on reel; not stretchable; plain; snap-on type; white	www.wago.com/757-901/000-050
	Item no.: 767-101 Marking strips; 8 x M8; for coupler/ I/O-modules	www.wago.com/767-101

General accessories

	Item no.: 756-8101 M8 protective cap; for unused sockets; -	www.wago.com/756-8101
	Item no.: 756-8102 M12 protective cap; for unused sockets; -	www.wago.com/756-8102
	Item no.: 756-8103 M12 protective cap; for unused plugs; -	www.wago.com/756-8103
	Item no.: 756-8301 Securing clip; M8	www.wago.com/756-8301
	Item no.: 756-8302 Securing clip; M12	www.wago.com/756-8302
	Item no.: 767-111 Spacer module; -	www.wago.com/767-111
	Item no.: 767-121 Carrier rail adapter; for couplers/programmable couplers	www.wago.com/767-121
	Item no.: 767-123 Profile adapter; for couplers/programmable couplers	www.wago.com/767-123

tools

	Item no.: 206-701 Torque wrench M8 and M12; Assembly kit	www.wago.com/206-701

Downloads

Documentation

Manual

System Description	V 1.0.0	pdf 2.1 MB	Download
DeviceNet Feldbuskoppler incl. 8 digital inputs (8 x M8)	V 2.2.0	pdf 8.3 MB	Download

Quick-Start Guide

Subject to changes. Please also observe the further product documentation!

WAGO Kontakttechnik GmbH & Co. KG
Hansastr. 27
32423 Minden
Phone: +49571 887-0 | Fax: +49571 887-169
Email: info.de@wago.com | Web: www.wago.com

Do you have any questions about our products?
We are always happy to take your call at +49 (571) 887-44222.

Quickstart Manual 767-1401	V 2.0.0	pdf 3.0 MB	Download

Instruction Leaflet

WAGO-SPEEDWAY 767 Gebrauchs- und Montageanleitung	V 1.0.0	pdf 2.3 MB	Download

Additional Information

Disposal; Electrical and electronic equipment, Packaging	V 1.0.0	pdf 265.8 kB	Download

System Description

I/O-SYSTEM – SPEEDWAY, General Product Information		pdf 1.1 MB	Download

CAD/CAE-Data

CAD data

2D/3D Models 767-1401		URL	Download

CAE data

EPLAN Data Portal 767-1401		URL	Download
WSCAD Universe 767-1401		URL	Download

Device Files

Device Description File

750-912; EDS-Dateien für DeviceNet / Serie 750, 752, 755 und 767	10 Mar 25, 2011	zip 68.3 kB	Download

Device Driver

WAGO USB Service Kabel Treiber / Serie 767	1.3.3.48 Mar 30, 2012	zip 3.8 MB	Download
WAGO Service-Interface DTM / Serie 767 und 857 (zur Kommunikation mit der Serie 857 + 767)	3.2.2.26 Jun 21, 2013	exe 1.5 MB	Download

Subject to changes. Please also observe the further product documentation!

WAGO Kontakttechnik GmbH & Co. KG
Hansastr. 27
32423 Minden
Phone: +49571 887-0 | Fax: +49571 887-169
Email: info.de@wago.com | Web: www.wago.com

Do you have any questions about our products?
We are always happy to take your call at +49 (571) 887-44222.

WAGO TCP Service Interface DTM	1.1.4.8 Jun 21, 2013	exe 25.0 MB	Download
WAGO SPEEDWAY DTM / Serie 767	3.4.0.2 Sep 11, 2013	exe 22.8 MB	Download

Installation Notes

Product family

767 Series – I/O System

Messen, Steuern, Regeln und Überwachen bei zweistelligen Minusgraden, dauerhaften Vibrationen und harten Stößen, umgeben von Schmutz, Staub und Wasser: Das IP67-I/O-System SPEEDWAY 767 ist mit Feldbuskopplern und I/O-Modulen optimal auf die robuste, schaltschranklose Automation abgestimmt.

Show all products from the family

WAGO Kontakttechnik GmbH & Co. KG
Hansastr. 27
32423 Minden
Phone: +49571 887-0 | Fax: +49571 887-169
Email: info.de@wago.com | Web: www.wago.com