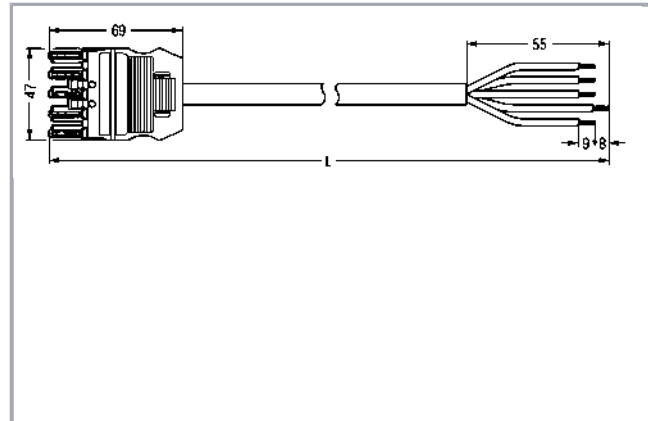
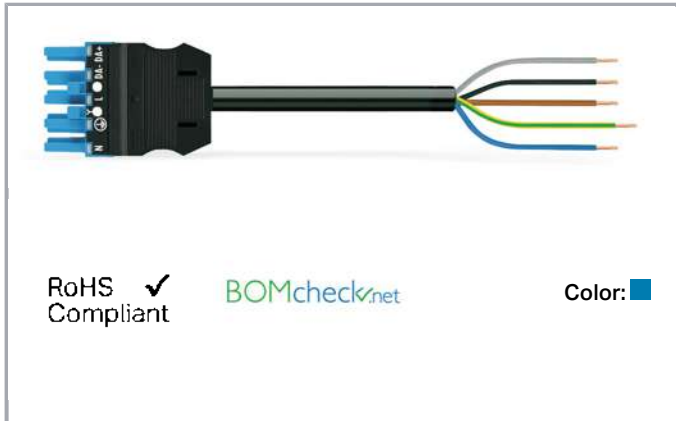


## Data sheet | Item number: 771-9285/117-201

pre-assembled connecting cable; B2ca; Socket/open-ended; 5-pole; Cod. I;  
H05Z1Z1-F 5G 2.5 mm<sup>2</sup>; 2 m; 2,50 mm<sup>2</sup>; blue



[www.wago.com/771-9285\\_117-201](http://www.wago.com/771-9285_117-201)



### Item description

- Protected against mismatching and maintenance-free

### Note:

Cables with a different fire class can be found in the eShop.

### Note on mismatching protection:

All WINSTA<sup>®</sup> components are 100% protected against mismatching when:

- plugging different numbers of poles
- plugging while rotated 180
- plugging while laterally staggered
- plugging one pole

### Safety information 1:

Application note for the U.S. market (USR): Some versions may also be used for current interruption in accordance with the UL certificate in select applications with currents below 16 A and voltages up to 600 V. For further information, please contact your local sales office.

## Data

### Electrical data

Note on Contact Resistance

approx. 1 mΩ of contact resistance approx. 0.25 mΩ contact transition plug/socket

Subject to changes. Please also observe the further product documentation!

WAGO Kontakttechnik GmbH & Co. KG  
Hansastr. 27  
32423 Minden  
Phone: +49571 887-0 | Fax: +49571 887-169  
Email: [info.de@wago.com](mailto:info.de@wago.com) | Web: [www.wago.com](http://www.wago.com)

Do you have any questions about our products?  
We are always happy to take your call at +49 (571) 887-44222.

## Ratings per IEC/EN 60664-1

|                                 |   |
|---------------------------------|---|
| Ratings per                     | IEC/EN 60664-1  |
| Rated voltage (III / 3)         | 400 V   |
| Rated impulse voltage (III / 3) | 6 kV  |
| Rated current                   | 20 A  |
| Legend (ratings)                | (III / 3) $\hat{=}$ Overvoltage category III / Pollution degree 3 |

## Approvals per UL 1977

|   |       |
|---|-------|
| Rated voltage per UL 1977 (factory wiring only) | 600 V |
| Rated current per UL 1977 (factory wiring only) | 23 A  |

## Connection data

|                                   |                               |
|-----------------------------------|-------------------------------|
| No. of poles                      | 5                             |
| Total number of potentials        | 5                             |
| Ground function                   | with preceding ground contact |
| Conductor preparation             | tip-bonded                    |
| Cable diameter                    | 11,2 ... 13,9 mm              |
| Cross section of single conductor | 2.5 mm <sup>2</sup>           |
| Strip length                      | 55 mm                         |
| Connection type                   | Socket - Free end             |

## Geometrical Data

|              |                    |
|--------------|--------------------|
| Pin spacing  | 10 mm / 0.394 inch |
| Total length | 2 m                |

## Mechanical data

|   |  |
|---|--|
| Technologie                             | DALI   |
| Coding                                  | I  |
| Mating force of a plug-in connection    | approx. 20 ... 70 N (depending on pole number)   |
| Retention force of a plug-in connection | when locked: > 80N   |
| Unmating force of a plug-in connection  | when unlocked: approx. 20 ... 70 N (depending on pole number)                                    |
| Number of mating cycles                 | 200 (without resistive load) 100 (with resistive load $I_N = 25$ A), tested (4 mm <sup>2</sup> ) |
| Connection type                         | Socket - Free end  |
| Type of cable assembly                  | Connecting cable   |

Subject to changes. Please also observe the further product documentation!



|                          |   |
|--------------------------|---|
| Type of cable            | H05Z1Z1-F 5G2.5   |
| Marking                  | N L DA- DA+   |
| Protection class         | IP20  |
| Note on protection class | Only when mated (these compact connectors are not designed for use in open, easily accessible areas). |
| Potential marking        | N L DA- DA+   |
| Application              | Lighting management   |

### Plug connection

|                               |               |
|-------------------------------|---------------|
| Mismatching protection        | Yes           |
| Locking of plug-in connection | locking lever |
| Locking lever                 | retrofitable  |

### Material Data

|                                     |  |
|-------------------------------------|--|
| Color                               | blue                                     |
| Insulating material                 | Polyamide 66 (PA 66)                     |
| Reaction to fire class per EN 50575 | B <sub>2</sub> <sub>ca</sub>             |
| Contact material                    | Copper or copper alloy (surface-treated) |
| Connector color                     | blue                                     |
| Printing color of mating face       | white                                    |
| Strain relief color                 | black                                    |
| Printing color of strain relief     | white                                    |
| Color of sheathed cable             | black                                    |
| Printing color of sheathed cable    | white                                    |
| Halogen-free                        | Yes                                      |
| Weight                              | 507.3 g                                  |

### Environmental Requirements

|  |   |
|--|---|
| Processing temperature                 | -5 ... +40 °C   |
| Continuous operating temperature       | -35 ... +85 °C  |
| Note on Continuous Service Temperature | PVC cable for temperatures ≤ 70 °C (including halogen-free)<br>Insulating parts for temperatures ≤ 105 °C |

### Commercial data

|                   |               |
|-------------------|---------------|
| Packaging type    | not packed    |
| Country of origin | DE            |
| GTIN              | 4055143659291 |

Subject to changes. Please also observe the further product documentation!

WAGO Kontakttechnik GmbH & Co. KG  
 Hansastr. 27  
 32423 Minden  
 Phone: +49571 887-0 | Fax: +49571 887-169  
 Email: [info.de@wago.com](mailto:info.de@wago.com) | Web: [www.wago.com](http://www.wago.com)

Do you have any questions about our products?  
 We are always happy to take your call at +49 (571) 887-44222.





Customs Tariff No.

85444290900







## Counterpart

## Compatible products

### Locking lever

|  |  |  |
|--|--|--|
|  | <b>Item no.: 770-101</b><br>Locking lever; for flying leads; for manual operation; black | <a href="http://www.wago.com/770-101">www.wago.com/770-101</a> |
|  | <b>Item no.: 770-111</b><br>Locking lever; for flying leads; for tool operation; black   | <a href="http://www.wago.com/770-111">www.wago.com/770-111</a> |
|  | <b>Item no.: 770-121</b><br>Locking lever; for flying leads; for manual operation; white | <a href="http://www.wago.com/770-121">www.wago.com/770-121</a> |
|  | <b>Item no.: 770-131</b><br>Locking lever; for flying leads; for tool operation; white   | <a href="http://www.wago.com/770-131">www.wago.com/770-131</a> |

### Marking accessories

|  |   |  |
|--|---|--|
|  | <b>Item no.: 210-334</b><br>Marking strips; as a DIN A4 sheet; Strip width 5 mm; Strip length 182 mm; plain; Self-adhesive; white | <a href="http://www.wago.com/210-334">www.wago.com/210-334</a>                 |
|  | <b>Item no.: 770-450</b><br>Marker card; Plastic; white   | <a href="http://www.wago.com/770-450">www.wago.com/770-450</a>                 |
|  | <b>Item no.: 770-450/000-001</b><br>Marker card; Plastic; white   | <a href="http://www.wago.com/770-450/000-001">www.wago.com/770-450/000-001</a> |
|  | <b>Item no.: 770-450/000-002</b><br>Marker card; Plastic; white   | <a href="http://www.wago.com/770-450/000-002">www.wago.com/770-450/000-002</a> |
|  | <b>Item no.: 770-450/000-005</b><br>Marker card; Plastic; white   | <a href="http://www.wago.com/770-450/000-005">www.wago.com/770-450/000-005</a> |
|  | <b>Item no.: 770-450/000-006</b><br>Marker card; Plastic; white   | <a href="http://www.wago.com/770-450/000-006">www.wago.com/770-450/000-006</a> |
|  | <b>Item no.: 770-450/000-012</b><br>Marker card; Plastic; white   | <a href="http://www.wago.com/770-450/000-012">www.wago.com/770-450/000-012</a> |

Subject to changes. Please also observe the further product documentation!



## Downloads

### Documentation

#### Bid Text

|                                      |              |                |          |
|--------------------------------------|--------------|----------------|----------|
| 771-9285/117-201<br>doc - Datei      | Dec 1, 2017  | doc<br>27.1 kB | Download |
| 771-9285/117-201<br>GAEB X81 - Datei | Feb 19, 2019 | xml<br>3.1 kB  | Download |

## Installation Notes

### Product family

<i>WINSTA</i>® MIDI

[Show all products from the family](#)

Subject to changes. Please also observe the further product documentation!

WAGO Kontakttechnik GmbH & Co. KG  
Hansastr. 27  
32423 Minden  
Phone: +49571 887-0 | Fax: +49571 887-169  
Email: [info.de@wago.com](mailto:info.de@wago.com) | Web: [www.wago.com](http://www.wago.com)

Do you have any questions about our products?  
We are always happy to take your call at +49 (571) 887-44222.