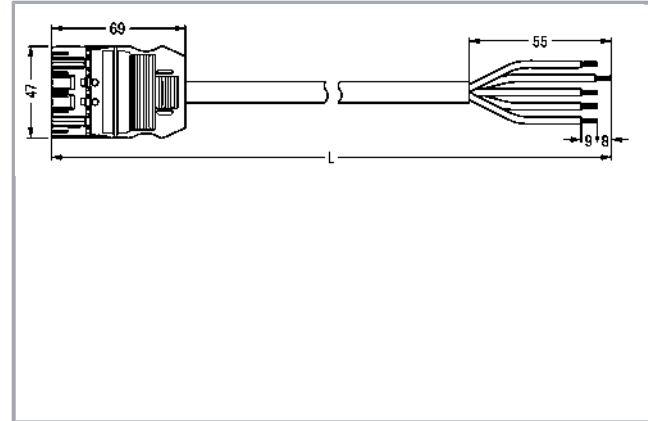



Data sheet | Item number: 771-9975/207-701

pre-assembled connecting cable; Eca; Plug/open-ended; 5-pole; Cod. P;
H05VV-F 5G 2.5 mm²; 7 m; 2,50 mm²; red



www.wago.com/771-9975_207-701



Item description

- Protected against mismatching and maintenance-free

Note:

Cables with a different fire class can be found in the eShop.

Note on mismatching protection:

All WINSTA[®] components are 100% protected against mismatching when:

- plugging different numbers of poles
- plugging while rotated 180
- plugging while laterally staggered
- plugging one pole

Safety information 1:

Application note for the U.S. market (USR): Some versions may also be used for current interruption in accordance with the UL certificate in select applications with currents below 16 A and voltages up to 600 V. For further information, please contact your local sales office.

Data

Electrical data

Note on Contact Resistance

approx. 1 m Ω of contact resistance approx. 0.25 m Ω contact transition plug/socket

Subject to changes. Please also observe the further product documentation!

WAGO Kontakttechnik GmbH & Co. KG
Hansastr. 27
32423 Minden
Phone: +49571 887-0 | Fax: +49571 887-169
Email: info.de@wago.com | Web: www.wago.com

Do you have any questions about our products?
We are always happy to take your call at +49 (571) 887-44222.

Ratings per IEC/EN 60664-1

| | |
|---------------------------------|--|
| Ratings per | IEC/EN 60664-1 |
| Rated voltage (III / 3) | 400 V |
| Rated impulse voltage (III / 3) | 6 kV |
| Rated current | 20 A |
| Legend (ratings) | (III / 3) \triangleq Overvoltage category III / Pollution degree 3 |

Approvals per UL 1977

| | |
|---|-------|
| Rated voltage per UL 1977 (factory wiring only) | 600 V |
| Rated current per UL 1977 (factory wiring only) | 23 A |

Connection data

| | |
|-----------------------------------|-------------------------------|
| No. of poles | 5 |
| Total number of potentials | 5 |
| Ground function | with preceding ground contact |
| Conductor preparation | tip-bonded |
| Cable diameter | 11,2 ... 13,9 mm |
| Cross section of single conductor | 2.5 mm ² |
| Strip length | 55 mm |
| Connection type | Plug - Free end |

Geometrical Data

| | |
|--------------|--------------------|
| Pin spacing | 10 mm / 0.394 inch |
| Total length | 7 m |

Mechanical data

| | |
|---|--|
| Coding | P |
| Mating force of a plug-in connection | approx. 20 ... 70 N (depending on pole number) |
| Retention force of a plug-in connection | when locked: > 80N |
| Unmating force of a plug-in connection | when unlocked: approx. 20 ... 70 N (depending on pole number) |
| Number of mating cycles | 200 (without resistive load) 100 (with resistive load $I_N = 25$ A), tested (4 mm ²) |
| Connection type | Plug - Free end |
| Type of cable assembly | Connecting cable |
| Type of cable | H05VV-F 5G2.5 |

Subject to changes. Please also observe the further product documentation!



| | |
|--------------------------|---|
| Marking | N L1 L2 L3 |
| Protection class | IP20 |
| Note on protection class | Only when mated (these compact connectors are not designed for use in open, easily accessible areas). |
| Potential marking | N L1 L2 L3 |
| Application | Computer applications (UPS) |

Plug connection

| | |
|-------------------------------|---------------|
| Mismating protection | Yes |
| Locking of plug-in connection | locking lever |
| Locking lever | retrofitable |

Material Data

| | |
|-------------------------------------|--|
| Color | red |
| Insulating material | Polyamide 66 (PA 66) |
| Reaction to fire class per EN 50575 | E _{ca} |
| Contact material | Copper or copper alloy (surface-treated) |
| Fire load | 26.352 MJ |
| Connector color | red |
| Printing color of mating face | white |
| Strain relief color | black |
| Printing color of strain relief | white |
| Color of sheathed cable | black |
| Printing color of sheathed cable | white |
| Sheath material | PVC |
| Weight | 1718.7 g |

Environmental Requirements

| | |
|--|---|
| Processing temperature | -5 ... +40 °C |
| Continuous operating temperature | -35 ... +85 °C |
| Note on Continuous Service Temperature | PVC cable for temperatures ≤ 70 °C (including halogen-free) Insulating parts for temperatures ≤ 105 °C |

Commercial data

| | |
|-------------------|---------------|
| Packaging type | not packed |
| Country of origin | DE |
| GTIN | 4045454433437 |

Subject to changes. Please also observe the further product documentation!

WAGO Kontakttechnik GmbH & Co. KG
 Hansastr. 27
 32423 Minden
 Phone: +49571 887-0 | Fax: +49571 887-169
 Email: info.de@wago.com | Web: www.wago.com

Do you have any questions about our products?
 We are always happy to take your call at +49 (571) 887-44222.

Customs Tariff No.

85444290900

Approvals / Certificates






Country specific Approvals

| Logo | Approval | Additional Approval Text | Certificate name |
|--|---------------------------------------|--------------------------|------------------|
|  | CCA DEKRA Certification B.V. | EN 61535 | NTR NL-7355 |
|  | KEMA/KEUR DEKRA Certification B.V. | EN 61535 | 2179129.01 |

Counterpart

Compatible products

Marking accessories

| | | |
|--|---|--|
| | Item no.: 210-334 Marking strips; as a DIN A4 sheet; Strip width 5 mm; Strip length 182 mm; plain; Self-adhesive; white | www.wago.com/210-334 |
|  | Item no.: 770-450 Marker card; Plastic; white | www.wago.com/770-450 |
|  | Item no.: 770-450/000-001 Marker card; Plastic; white | www.wago.com/770-450/000-001 |
|  | Item no.: 770-450/000-002 Marker card; Plastic; white | www.wago.com/770-450/000-002 |
|  | Item no.: 770-450/000-005 Marker card; Plastic; white | www.wago.com/770-450/000-005 |
|  | Item no.: 770-450/000-006 Marker card; Plastic; white | www.wago.com/770-450/000-006 |

Subject to changes. Please also observe the further product documentation!



Item no.: 770-450/000-012
Marker card; Plastic; white

www.wago.com/770-450/000-012

protection



Item no.: 770-360
Lockout cap; for plugs; 5-pole; separable; yellow

www.wago.com/770-360

Locking lever



Item no.: 770-101
Locking lever; for flying leads; for manual operation; black

www.wago.com/770-101



Item no.: 770-111
Locking lever; for flying leads; for tool operation; black

www.wago.com/770-111



Item no.: 770-121
Locking lever; for flying leads; for manual operation; white

www.wago.com/770-121



Item no.: 770-131
Locking lever; for flying leads; for tool operation; white

www.wago.com/770-131

Downloads

Documentation

Bid Text

| | | | |
|--------------------------------------|--------------|----------------|----------|
| 771-9975/207-701 GAEB X81 - Datei | Feb 19, 2019 | xml 3.0 kB | Download |
| 771-9975/207-701 doc - Datei | Dec 11, 2014 | doc 27.1 kB | Download |

CAD/CAE-Data

CAE data

| | | |
|---------------------------------|-----|----------|
| WSCAD Universe 771-9975/207-701 | URL | Download |
|---------------------------------|-----|----------|

Installation Notes

Product family

<i>WINSTA</i>® MIDI
[Show all products from the family](#)

Subject to changes. Please also observe the further product documentation!