

Data sheet | Item number: 772-262

Tap-off module; for flat cable; 5 x 2.5 mm² + 2 x 1.5 mm²; 5-pole; Cod. A; with cable connection on the output side; black



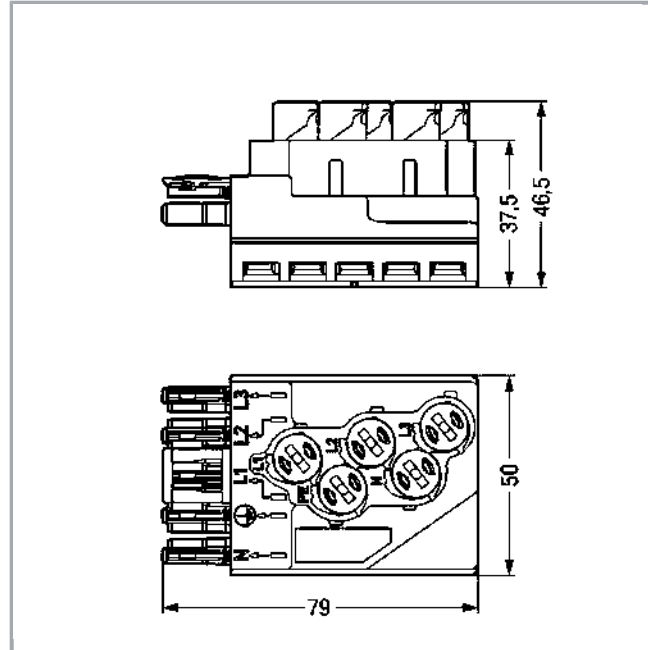
www.wago.com/772-262



RoHS Compliant

BOMcheck.net

Color: ■



Item description

- Suitable for bus and power lines or for bus and power combined in one cable
- Easy installation without line interruption due to convenient insulation displacement technology (IDC)
- WINSTA® IDC Supply and Tap-Off Modules allow connection at any location of the flat cable – one rotation per pole is all that is required

Note on mismatching protection:

All WINSTA® components are 100% protected against mismatching when:

- a.) plugging different numbers of poles
- b.) plugging while rotated 180
- c.) plugging while laterally staggered
- d.) plugging one pole

Subject to changes. Please also observe the further product documentation!

WAGO Kontakttechnik GmbH & Co. KG
Hansastr. 27
32423 Minden
Phone: +49571 887-0 | Fax: +49571 887-169
Email: info.de@wago.com | Web: www.wago.com

Do you have any questions about our products?
We are always happy to take your call at +49 (571) 887-44222.



Data

Electrical data

Note on Contact Resistance	approx. 1 mΩ of contact resistance approx. 0.25 mΩ contact transition plug/socket
----------------------------	---

Ratings per IEC/EN 60664-1

Ratings per	IEC/EN 60664-1
Rated voltage (III / 3)	400 V
Rated impulse voltage (III / 3)	6 kV
Rated current	25 A
Legend (ratings)	(III / 3) ≙ Overvoltage category III / Pollution degree 3

Connection data

Connection technology	IDC
Actuation type	Operating tool
No. of poles	5
Total number of potentials	5

Geometrical Data

Width	50 mm / 1.969 inch
Height	46,5 mm / 1.831 inch
Depth	79 mm / 3.11 inch

Mechanical data

Coding	A
Mating force of a plug-in connection	approx. 30 ... 70 N (depending on pole number)
Retention force of a plug-in connection	When locked: > 80 N
Unmating force of a plug-in connection	when unlocked: approx. 15 ... 20 N
Number of mating cycles	200, without resistive load 100, with resistive load $I_N = 25$ A, tested (4 mm ² /12 AWG)
Marking	N L1 L2 L3
Protection class	IP20

Subject to changes. Please also observe the further product documentation!



Note on protection class	Only when mated (these compact connectors are not designed for use in open, easily accessible areas).
Potential marking	N L1 L2 L3
Application	General mains applications
Suitable	for flat cable 5 x 2.5 mm ² , 5 x 4 mm ² , 5 x 2.5 mm ² + 2 x 1.5 mm ²

Plug connection

Mismating protection	Yes
Locking of plug-in connection	locking lever

Material Data

Color	black
Insulating material	Polyamide 66 (PA 66)
Contact material	Copper or copper alloy (surface-treated)
Fire load	1.772 MJ
Weight	76.4 g

Environmental Requirements

Processing temperature	-5 ... +40 °C
Continuous operating temperature	-35 ... +85 °C
Note on Continuous Service Temperature	PVC cable for temperatures ≤ 70 °C (including halogen-free) PVC flat cable for temperatures -15 °C to ≤ 70 °C (including halogen-free) Insulating parts for temperatures ≤ 105 °C

Commercial data

Product Group	20 (WINSTA)
Packaging type	BOX
Country of origin	DE
GTIN	4045454062002
Customs Tariff No.	85366990990

Approvals / Certificates

UL-Approvals

Logo	Approval	Additional Approval Text	Certificate name
	UL UL International Germany GmbH	UL 1977	E45171







Subject to changes. Please also observe the further product documentation!

WAGO Kontakttechnik GmbH & Co. KG
 Hansastr. 27
 32423 Minden
 Phone: +49571 887-0 | Fax: +49571 887-169
 Email: info.de@wago.com | Web: www.wago.com

Do you have any questions about our products?
 We are always happy to take your call at +49 (571) 887-44222.





Counterpart



	Item no.770-115 Plug; with strain relief housing; 5-pole; Cod. A; 4,00 mm ² ; black	www.wago.com/770-115
	Item no.770-215 Plug; 5-pole; Cod. A; 4,00 mm ² ; black	www.wago.com/770-215
	Item no.770-315 Plug; with strain relief housing; 5-pole; Cod. A; 4,00 mm ² ; black	www.wago.com/770-315
	Item no.770-415 Plug; 5-pole; Cod. A; 4,00 mm ² ; black	www.wago.com/770-415
	Item no.771-9995/006-101 pre-assembled interconnecting cable; Eca; Socket/plug; 5-pole; Cod. A; H05VV-F 5G 1.5 mm ² ; 1 m; 1,50 mm ² ; black	www.wago.com/771-9995/006-101
	Item no.771-9995/206-101 pre-assembled connecting cable; Eca; Plug/open-ended; 5-pole; Cod. A; H05VV-F 5G 1.5 mm ² ; 1 m; 1,50 mm ² ; black	www.wago.com/771-9995/206-101

Compatible products


tools

	Item no.: 210-635 Operating tool; Blade: 6.5 x 1.2 mm	www.wago.com/210-635
	Item no.: 210-636 Operating tool; Blade: 6.5 x 1.2 mm; with a partially insulated shaft	www.wago.com/210-636






protection

	Item no.: 770-201 Lockout cap; 12-pole, separable; 12-pole; for sockets; black	www.wago.com/770-201
	Item no.: 770-221 Lockout cap; for socket; 12-pole; separable; white	www.wago.com/770-221

wiring and connectors

	Item no.: 897-251 pre-assembled flat cable; Eca; 5G 2.5 mm ² ; PVC; 3L + N + PE; 0.6/1 kV; 2,50 mm ² ; acid green	www.wago.com/897-251
--	---	--

Subject to changes. Please also observe the further product documentation!

	Item no.: 897-252 pre-assembled flat cable; B2ca; 5G 2.5 mm ² ; halogen-free; 3L + N + PE; 0.6/1 kV; 2,50 mm ² ; acid green	www.wago.com/897-252
	Item no.: 897-261 Flat cable; 5G 2.5 mm ² + 2 x 1.5 mm ² ; PVC; 3L + N + PE + 2 buses; 0.6/1 kV; 2,50 mm ² ; violet	www.wago.com/897-261
	Item no.: 897-262 Flat cable; 5G 2.5 mm ² + 2 x 1.5 mm ² ; halogen-free; 3L + N + PE + 2 buses; 0.6/1 kV; 2,50 mm ² ; violet	www.wago.com/897-262
	Item no.: 897-453 Flat cable; 5G 4 mm ² ; halogen-free; 3L + N + PE; 0.6/1 kV; 4,00 mm ² ; black	www.wago.com/897-453
assembling		
	Item no.: 772-260 Mounting plate; for power supply and tap-off modules; Plastic; black	www.wago.com/772-260

Downloads

Documentation

Bid Text

772-262 GAEB docx - Datei	Feb 18, 2019	docx 15.7 kB	Download
772-262 X81 - Datei	Feb 19, 2019	xml 3.4 kB	Download

CAD/CAE-Data

CAD data

2D/3D Models 772-262	URL	Download
----------------------	-----	----------

CAE data

EPLAN Data Portal 772-262	URL	Download
WSCAD Universe 772-262	URL	Download

Installation Notes

Conductor termination

Subject to changes. Please also observe the further product documentation!



Insert flat cable into base (observe coding!).



Mount IDC module flush with the base.



Screw down contact elements until element stops.


Should the IDC module jam during mounting, turn the upper part by 180° and remount it.



After connecting the flat cable, the IDC module is locked and can no longer be moved, even after unscrewing the contact element.



Notice: Should it be necessary to tap another phase, this must be done in a different location. To do so, the contact elements must be unscrewed and brought back to their original position.



Lift contact element to unlock phase selector and select the new phase.


Notice: Do not reuse in the same location of the flat cable.

Installation

Subject to changes. Please also observe the further product documentation!



The mounting plate can be centrally mounted, or attached via outboard attachment points using 770-601 Mounting Pins.



Snapping a supply or tap-off module onto a mounting plate.

Safety



After removing the module, the contact holes in the flat cable must be sealed using insulating tape.

Product family

WINSTA[®] IDC

[Show all products from the family](#)

Subject to changes. Please also observe the further product documentation!