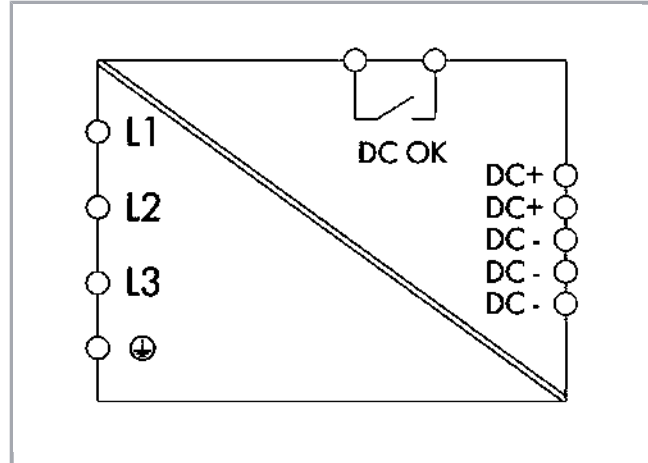


Data sheet | Item number: 787-740

Switched-mode power supply; Eco; 3-phase; 24 VDC output voltage; 10 A output current; DC OK contact



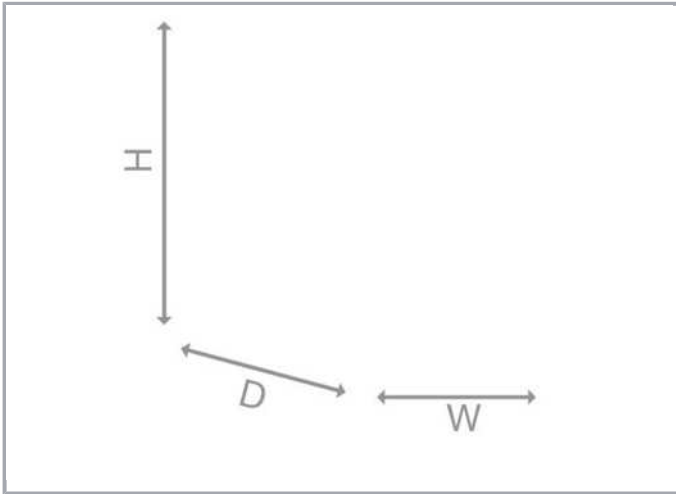
www.wago.com/787-740



Subject to changes. Please also observe the further product documentation!

WAGO Kontakttechnik GmbH & Co. KG
Hansastr. 27
32423 Minden
Phone: +49571 887-0 | Fax: +49571 887-169
Email: info.de@wago.com | Web: www.wago.com

Do you have any questions about our products?
We are always happy to take your call at +49 (571) 887-44222.



Item description

Features:

- Natural convection cooling when horizontally mounted
- Enclosed for use in control cabinets
- Fast and tool-free termination via lever-actuated terminal blocks
- Bounce-free switching signal (DC OK) via optocoupler
- Parallel operation
- Electrically isolated output voltage (SELV) per UL 60950-1; PELV per EN 60204

Data

Technical Data

Input

Phases	2 3
Nominal input voltage $U_{i\text{nom}}$	(2 / 3) x AC 400 ... 500 V
Input voltage range	(2 / 3) x AC 360 ... 575 V; DC 500 ... 650 V
Nominal mains frequency range	47 ... 63 Hz; 0 Hz
Input current I_i	$\leq 3 \times 1,2 \text{ A}$ (400 VAC; 10 ADC)
Discharge current	$\leq 3,5 \text{ mA}$
Inrush current	$\leq 25 \text{ A}$
Power factor	$\geq 0,5$
Power factor correction (PFC)	Passive
Mains failure hold-up time	$\geq 17 \text{ ms}$ (3 x 400 VAC)

Subject to changes. Please also observe the further product documentation!

WAGO Kontakttechnik GmbH & Co. KG
 Hansastr. 27
 32423 Minden
 Phone: +49571 887-0 | Fax: +49571 887-169
 Email: info.de@wago.com | Web: www.wago.com

Do you have any questions about our products?
 We are always happy to take your call at +49 (571) 887-44222.



Output

Nominal output voltage $U_{o\ nom}$	DC 24 V (SELV)
Output voltage range	DC 22 ... 28 V (adjustable)
Factory preset	DC 24 V
Nominal output current $I_{o\ nom}$	10 A (24 VDC)
Nominal output power	240 W
Adjustment accuracy	$\leq 1\ %$
Residual ripple	$\leq 100\ mV$ (peak-to-peak)
Overload behavior	Constant power (in overload range: $1.15 \dots 1.4 \times I_{o\ nom}$); Shutdown and automatic restart in the event of a short circuit

Signaling and communication

Signaling	1 x LED DC OK (green) 1 x Overload LED (red) 1 x DC OK signal output (optocoupler as make contact; max. 31.2 V; 20 mA)
Operation status indicator	Green LED (U_o) Red LED (overload)

Efficiency/Power losses:

Power loss P_l	$\leq 32,5\ W$
Max. power loss $P_{v\ max.}$	36 W
Efficiency (typ.)	89 %

Fuse protection:

Internal fuse	3 x T 2 A / 250 VAC
External fuse (required)	An external DC fuse is required for the DC input voltage.
External fuse (recommended)	3 x circuit breaker $\geq 6\ A$; Tripping characteristic: B or C Alternative: motor circuit breaker

Safety and protection:

Insulation voltage (PRI-SEC)	DC 4,242 kV
Isolation voltage (PRI-GND)	DC 2,2 kV
Insulation voltage (SEC-GND)	DC 0,7 kV

Subject to changes. Please also observe the further product documentation!



Insulation voltage (SEC-Signal)	DC 0,7 kV
Protection class	I
Protection class	IP20 (per EN 60529)
Feedback voltage	≤ DC 30 V
Overvoltage category	II
Transient protection, primary	Varistor
Short circuit protection	Yes
No-load proof	Yes
Parallel operation	Yes
Series connection	Yes
MTBF	> 250,000 h (per IEC 61709)

Connection data

Connection type (1)	Input/Output
Connection technology	Push-in CAGE CLAMP®
WAGO terminal	WAGO 2706 Series
Solid conductor	0,5 ... 6 mm ² / 20 ... 10 AWG
Fine-stranded conductor	0,5 ... 6 mm ² / 20 ... 10 AWG
Strip length	11 ... 12 mm / 0.43 ... 0.47 inch
Connection type (2)	Signaling
Connection technology 2	Push-in CAGE CLAMP®
WAGO terminal 2	picoMAX® 3.5 (WAGO 2091 Series)
Solid conductor (2)	0,2 ... 1,5 mm ² / 24 ... 14 AWG
Fine-stranded conductor (2)	0,2 ... 1,5 mm ² / 24 ... 14 AWG
Strip length (2)	8 ... 9 mm / 0.31 ... 0.35 inch

Geometrical Data

Width	65 mm / 2.559 inch
Height	130 mm / 5.118 inch
Length from upper-edge of DIN-35 rail	130 mm / 5.118 inch

Mechanical data

Type of mounting	DIN-35 rail (EN 60715)
------------------	------------------------

Material Data

Weight	1265 g
--------	--------

Subject to changes. Please also observe the further product documentation!

Environmental Requirements

Surrounding air (operating) temperature	-25 ... 70 °C
Surrounding air (storage) temperature	-40 ... 85 °C
Relative humidity	10 ... 95 % (no condensation permissible)
Derating	-1.25 %/K (> 50 °C; 400 VAC)
Pollution degree	2
Climatic category	3K3 (per EN 60721)

Standards and specifications



Conformity marking	CE
Standards/specifications	EN 62368-1; EN 61204-3 (Class A); UL 60950-1; UL 508

Commercial data

Product Group	6 (Interface Electronics)
Packaging type	BOX
Country of origin	CN
GTIN	4050821848370
Customs Tariff No.	85044082900

Approvals / Certificates

UL-Approvals

Logo	Approval	Additional Approval Text	Certificate name
	UL Underwriters Laboratories Inc.	UL 60950-1	E255815
	UL Underwriters Laboratories Inc.	UL 508	E255817

Counterpart
















Subject to changes. Please also observe the further product documentation!

WAGO Kontakttechnik GmbH & Co. KG
 Hansastr. 27
 32423 Minden
 Phone: +49571 887-0 | Fax: +49571 887-169
 Email: info.de@wago.com | Web: www.wago.com
















Do you have any questions about our products?
 We are always happy to take your call at +49 (571) 887-44222.

Compatible products

ferrule

	Item no.: 216-201 Ferrule; Sleeve for 0.5 mm ² / 20 AWG; insulated; electro-tin plated; white	www.wago.com/216-201
	Item no.: 216-202 Ferrule; Sleeve for 0.75 mm ² / 18 AWG; insulated; electro-tin plated; gray	www.wago.com/216-202
	Item no.: 216-203 Ferrule; Sleeve for 1 mm ² / AWG 18; insulated; electro-tin plated; red	www.wago.com/216-203
	Item no.: 216-204 Ferrule; Sleeve for 1.5 mm ² / AWG 16; insulated; electro-tin plated; black	www.wago.com/216-204
	Item no.: 216-205 Ferrule; Sleeve for 2.08 mm ² / AWG 14; insulated; electro-tin plated; yellow	www.wago.com/216-205
	Item no.: 216-206 Ferrule; Sleeve for 2.5 mm ² / AWG 14; insulated; electro-tin plated; blue	www.wago.com/216-206
	Item no.: 216-207 Ferrule; Sleeve for 4 mm ² / AWG 12; insulated; electro-tin plated; gray	www.wago.com/216-207
	Item no.: 216-208 Ferrule; Sleeve for 6 mm ² / AWG 10; insulated; electro-tin plated; electrolytic copper; gastight crimped; acc. to DIN 46228, Part 4/09.90; yellow	www.wago.com/216-208
	Item no.: 216-221 Ferrule; Sleeve for 0.5 mm ² / 20 AWG; insulated; electro-tin plated; white	www.wago.com/216-221
	Item no.: 216-222 Ferrule; Sleeve for 0.75 mm ² / 18 AWG; insulated; electro-tin plated; gray	www.wago.com/216-222
	Item no.: 216-223 Ferrule; Sleeve for 1 mm ² / AWG 18; insulated; electro-tin plated; red	www.wago.com/216-223
	Item no.: 216-224 Ferrule; Sleeve for 1.5 mm ² / AWG 16; insulated; electro-tin plated; black	www.wago.com/216-224
	Item no.: 216-241 Ferrule; Sleeve for 0.5 mm ² / 20 AWG; insulated; electro-tin plated; electrolytic copper; gastight crimped; acc. to DIN 46228, Part 4/09.90; white	www.wago.com/216-241
	Item no.: 216-242 Ferrule; Sleeve for 0.75 mm ² / 18 AWG; insulated; electro-tin plated; electrolytic copper; gastight crimped; acc. to DIN 46228, Part 4/09.90; gray	www.wago.com/216-242
	Item no.: 216-243 Ferrule; Sleeve for 1 mm ² / AWG 18; insulated; electro-tin plated; electrolytic copper; gastight crimped; acc. to DIN 46228, Part 4/09.90; red	www.wago.com/216-243
	Item no.: 216-244	

Subject to changes. Please also observe the further product documentation!

	Ferrule; Sleeve for 1.5 mm ² / AWG 16; insulated; electro-tin plated; electrolytic copper; gastight crimped; acc. to DIN 46228, Part 4/09.90; black	www.wago.com/216-244
	Item no.: 216-246 Ferrule; Sleeve for 2.5 mm ² / AWG 14; insulated; electro-tin plated; electrolytic copper; gastight crimped; acc. to DIN 46228, Part 4/09.90; blue	www.wago.com/216-246
	Item no.: 216-262 Ferrule; Sleeve for 0.75 mm ² / 18 AWG; insulated; electro-tin plated; electrolytic copper; gastight crimped; acc. to DIN 46228, Part 4/09.90; gray	www.wago.com/216-262
	Item no.: 216-263 Ferrule; Sleeve for 1 mm ² / AWG 18; insulated; electro-tin plated; electrolytic copper; gastight crimped; acc. to DIN 46228, Part 4/09.90; red	www.wago.com/216-263
	Item no.: 216-264 Ferrule; Sleeve for 1.5 mm ² / AWG 16; insulated; electro-tin plated; electrolytic copper; gastight crimped; acc. to DIN 46228, Part 4/09.90; black	www.wago.com/216-264
	Item no.: 216-266 Ferrule; Sleeve for 2.5 mm ² / AWG 14; insulated; electro-tin plated; electrolytic copper; gastight crimped; acc. to DIN 46228, Part 4/09.90; blue	www.wago.com/216-266
	Item no.: 216-267 Ferrule; Sleeve for 4 mm ² / AWG 12; insulated; electro-tin plated; electrolytic copper; gastight crimped; acc. to DIN 46228, Part 4/09.90; gray	www.wago.com/216-267
	Item no.: 216-284 Ferrule; Sleeve for 1.5 mm ² / AWG 16; insulated; electro-tin plated; electrolytic copper; gastight crimped; acc. to DIN 46228, Part 4/09.90; black	www.wago.com/216-284
	Item no.: 216-286 Ferrule; Sleeve for 2.5 mm ² / AWG 14; insulated; electro-tin plated; electrolytic copper; gastight crimped; acc. to DIN 46228, Part 4/09.90; blue	www.wago.com/216-286
	Item no.: 216-287 Ferrule; Sleeve for 4 mm ² / AWG 12; insulated; electro-tin plated; electrolytic copper; gastight crimped; acc. to DIN 46228, Part 4/09.90; gray	www.wago.com/216-287
	Item no.: 216-288 Ferrule; Sleeve for 6 mm ² / AWG 10; insulated; electro-tin plated; electrolytic copper; gastight crimped; acc. to DIN 46228, Part 4/09.90; yellow	www.wago.com/216-288
	Item no.: 216-301 Ferrule; Sleeve for 0.25 mm ² / AWG 24; insulated; electro-tin plated; yellow	www.wago.com/216-301
	Item no.: 216-302 Ferrule; Sleeve for 0.34 mm ² / 22 AWG; insulated; electro-tin plated; green	www.wago.com/216-302
tools		
	Item no.: 210-719 Operating tool; Blade: 2.5 x 0.4 mm; with a partially insulated shaft	www.wago.com/210-719
	Item no.: 210-769 SCREWDRIVER; green	www.wago.com/210-769

Subject to changes. Please also observe the further product documentation!



Downloads

Documentation

Bid Text

787-740 GAEB docx - Datei	Jul 12, 2019	docx 23.7 kB	Download
------------------------------	--------------	-----------------	----------

787-740 GAEB X81 - Datei	Jul 12, 2019	xml 7.4 kB	Download
-----------------------------	--------------	---------------	----------

Instruction Leaflet

Primär getaktete Stromversorgungen EPSITRON ECO Power DC 24 V, 10 A	V 1.4.3 Jul 15, 2019	pdf 287.5 kB	Download
--	-------------------------	-----------------	----------

Additional Information

Disposal; Electrical and electronic equipment, Packaging	V 1.0.0	pdf 265.8 kB	Download
--	---------	-----------------	----------

CAD/CAE-Data

CAD data

2D/3D Models 787-740	URL	Download
----------------------	-----	----------

CAE data

EPLAN Data Portal 787-740	URL	Download
---------------------------	-----	----------

WSCAD Universe 787-740	URL	Download
------------------------	-----	----------

Installation Notes

Product family

Eco

[Show all products from the family](#)

Subject to changes. Please also observe the further product documentation!

WAGO Kontakttechnik GmbH & Co. KG
Hansastr. 27
32423 Minden
Phone: +49571 887-0 | Fax: +49571 887-169
Email: info.de@wago.com | Web: www.wago.com

Do you have any questions about our products?
We are always happy to take your call at +49 (571) 887-44222.