**Data sheet | Item number: 805-306/200-604/997-406**

THR PCB terminal block; push-button; 1.5 mm²; Pin spacing 3.5 mm; 6-pole; Push-in CAGE CLAMP®; in tape-and-reel packaging; 1,50 mm²; black

www.wago.com/805-306_200-604_997-406

RoHS ✓ Compliant

BOMcheck.net

Color:

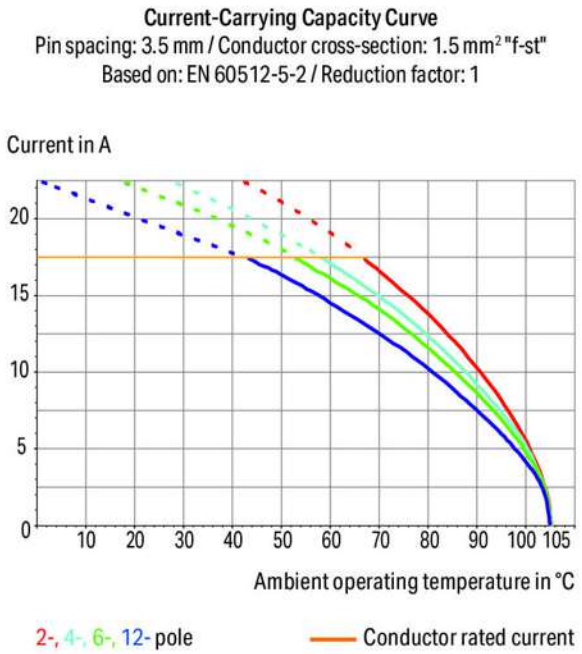


Subject to changes. Please also observe the further product documentation!

WAGO Kontakttechnik GmbH & Co. KG
Hansastr. 27
32423 Minden
Phone: +49571 887-0 | Fax: +49571 887-169
Email: info.de@wago.com | Web: www.wago.com

Do you have any questions about our products?
We are always happy to take your call at +49 (571) 887-44222.

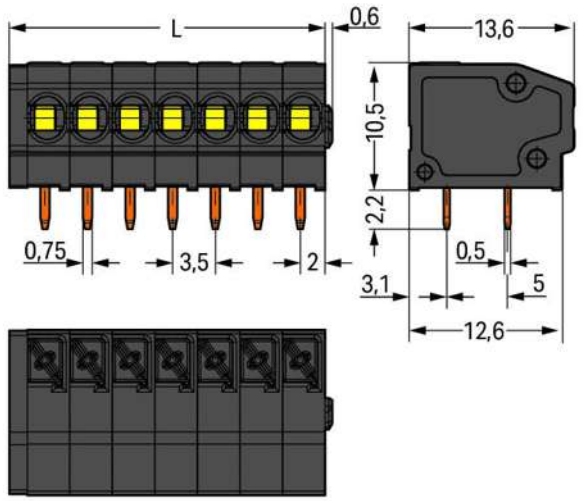


L = (pole no. x pin spacing) + 1.5 mm

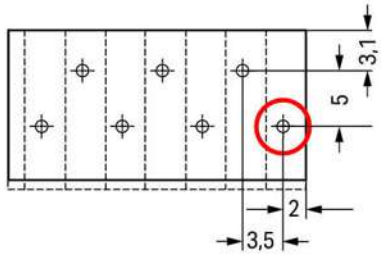


First solder pin, front right (red circle)

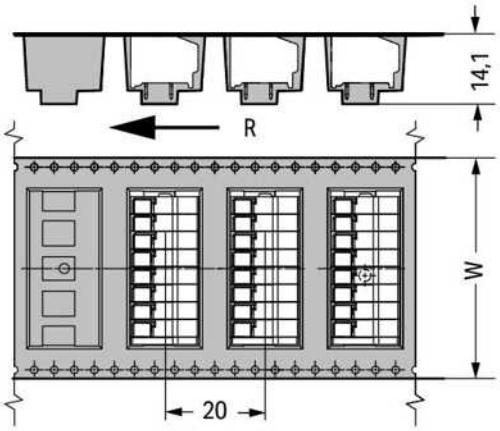


R = Feed direction

W= Tape width

## Item description

- THR PCB terminal strips with push-buttons and Push-in CAGE CLAMP® connection

Subject to changes. Please also observe the further product documentation!

WAGO Kontakttechnik GmbH & Co. KG
Hansastr. 27
32423 Minden
Phone: +49571 887-0 | Fax: +49571 887-169
Email: info.de@wago.com | Web: www.wago.com

Do you have any questions about our products?
We are always happy to take your call at +49 (571) 887-44222.

- Push-in termination of solid and ferruled, fine-stranded conductors
- Flush-mount push-buttons that close with minimal force for convenient termination/removal of fine-stranded conductors
- Convenient, tool-free operation

## Data
## Electrical data

### Ratings per IEC/EN 60664-1

| | |
|---|---|
| Ratings per | IEC/EN 60664-1 |
| Rated voltage (III / 3) | 200 V |
| Rated impulse voltage (III / 3) | 4 kV |
| Rated voltage (III / 2) | 320 V |
| Rated impulse voltage (III / 2) | 4 kV |
| Rated voltage (II / 2) | 320 V |
| Rated impulse voltage (II / 2) | 4 kV |
| Rated current | 17.5 A |
| Legend (ratings) | (III / 2) ≙ Overvoltage category III / Pollution degree 2 |

### Approvals per UL 1059

| | |
|---|---|
| Rated voltage UL (Use Group B) | 300 V |
| Rated current UL (Use Group B) | 10 A |
| Rated voltage UL (Use Group C) | 150 V |
| Rated current UL (Use Group C) | 10 A |
| Rated voltage UL (Use Group D) | 300 V |
| Rated current UL (Use Group D) | 10 A |
| Approvals per | UL 1059 |

### Connection data

| | |
|---|---|
| Connection technology | Push-in CAGE CLAMP® |
| Actuation type | Push-button |
| Solid conductor | 0,2 … 1,5 mm² / 24 … 16 AWG |
| Fine-stranded conductor | 0,2 … 1,5 mm² / 24 … 16 AWG |
| Fine-stranded conductor with ferrule with plastic collar | 0,25 … 1 mm² |
| Fine-stranded conductor with ferrule without plastic collar | 0,25 … 1 mm² |
| Strip length | 9 … 10 mm / 0.35 … 0.39 inch |
| Conductor entry angle to the PCB | 0 ° |

Subject to changes. Please also observe the further product documentation!

WAGO Kontakttechnik GmbH & Co. KG
Hansastr. 27
32423 Minden
Phone: +49571 887-0 | Fax: +49571 887-169
Email: info.de@wago.com | Web: www.wago.com

Do you have any questions about our products?
We are always happy to take your call at +49 (571) 887-44222.

| | |
|---|---|
| No. of poles | 6 |
| Total number of connection points | 6 |
| Total number of potentials | 6 |
| Number of connection types | 1 |
| Number of levels | 1 |

## Geometrical Data

| | |
|---|---|
| Pin spacing | 3,5 mm / 0.138 inch |
| Width | 22,5 mm / 0.886 inch |
| Height | 12,7 mm / 0.5 inch |
| Height from the surface | 10,5 mm / 0.413 inch |
| Depth | 13,6 mm / 0.535 inch |
| Solder pin length | 2.2 mm |
| Solder pin dimensions | 0,5 x 0,75 mm |
| Plated through-hole diameter (THR) | 1,1 $^{(+0,1)}$ mm |
| Reel diameter of tape-and-reel packaging | 330 mm |
| Tape width | 44 mm |

## PCB contact

| | |
|---|---|
| PCB contact | THR |
| Solder pin arrangement | over the entire terminal strip (staggered) |
| Number of solder pins per potential | 2 |

## Material Data

| | |
|---|---|
| Color | black |
| Material group | III a |
| Insulating material | Polyamide 46 (PA 46) |
| Flammability class per UL94 | V2 |
| Clamping spring material | Chrome nickel spring steel (CrNi) |
| Contact material | Electrolytic copper ($E_{Cu}$) |
| Contact plating | tin-plated |
| Weight | 3.8 g |

## Environmental Requirements

| | |
|---|---|
| Limit temperature range | -60 … +105 °C |

Subject to changes. Please also observe the further product documentation!

WAGO Kontakttechnik GmbH & Co. KG
Hansastr. 27
32423 Minden
Phone: +49571 887-0 | Fax: +49571 887-169
Email: info.de@wago.com | Web: www.wago.com

Do you have any questions about our products?
We are always happy to take your call at +49 (571) 887-44222.

## Commercial data

| | |
|---|---|
| Packaging type | BOX |
| Country of origin | CH |
| GTIN | 4050821890492 |
| Customs Tariff No. | 85369010000 |

## Approvals / Certificates

### UL-Approvals

| Logo | Approval | Additional Approval Text | Certificate name |
|---|---|---|---|
| | **UR**<br>Underwriters Laboratories Inc. | UL 1059 | E45172, sec. 6 |

## Counterpart

## Compatible products

**tools**

| | | |
|---|---|---|
| | **Item no.: 210-647**<br>Operating tool; Blade: 2.5 x 0.4 mm; with a partially insulated shaft | www.wago.com/210-647 |
| | **Item no.: 210-719**<br>Operating tool; Blade: 2.5 x 0.4 mm; with a partially insulated shaft | www.wago.com/210-719 |

**Marking accessories**

| | | |
|---|---|---|
| | **Item no.: 210-332/350-202**<br>Marking strips; as a DIN A4 sheet; MARKED; 1-16 (240x); Height of marker strip: 3 mm; Strip length 182 mm; Horizontal marking; Self-adhesive; white | www.wago.com/210-332/350-202 |
| | **Item no.: 210-332/350-204**<br>Marking strips; as a DIN A4 sheet; MARKED; 17-32 (240x); Height of marker strip: 3 mm; Strip length 182 mm; Horizontal marking; Self-adhesive; white | www.wago.com/210-332/350-204 |
| | **Item no.: 210-332/350-206**<br>Marking strips; as a DIN A4 sheet; MARKED; 33-48 (240x); Height of marker strip: 3 mm; Strip length 182 mm; Horizontal marking; Self-adhesive; white | www.wago.com/210-332/350-206 |

**ferrule**

| | | |
|---|---|---|
| | **Item no.: 216-101** | |

Subject to changes. Please also observe the further product documentation!

WAGO Kontakttechnik GmbH & Co. KG
Hansastr. 27
32423 Minden
Phone: +49571 887-0 | Fax: +49571 887-169
Email: info.de@wago.com | Web: www.wago.com

Do you have any questions about our products?
We are always happy to take your call at +49 (571) 887-44222.

| | | |
|---|---|---|
| | Ferrule; Sleeve for 0.5 mm² / AWG 22; uninsulated; electro-tin plated | www.wago.com/216-101 |
| | **Item no.: 216-102**<br>Ferrule; Sleeve for 0.75 mm² / AWG 20; uninsulated; electro-tin plated | www.wago.com/216-102 |
| | **Item no.: 216-103**<br>Ferrule; Sleeve for 1 mm² / AWG 18; uninsulated; electro-tin plated | www.wago.com/216-103 |
| | **Item no.: 216-121**<br>Ferrule; Sleeve for 0.5 mm² / AWG 22; uninsulated; electro-tin plated | www.wago.com/216-121 |
| | **Item no.: 216-122**<br>Ferrule; Sleeve for 0.75 mm² / AWG 20; uninsulated; electro-tin plated | www.wago.com/216-122 |
| | **Item no.: 216-123**<br>Ferrule; Sleeve for 1 mm² / AWG 18; uninsulated; electro-tin plated | www.wago.com/216-123 |
|  | **Item no.: 216-131**<br>Ferrule; Sleeve for 0.25 mm² / AWG 24; uninsulated; electro-tin plated | www.wago.com/216-131 |
| | **Item no.: 216-132**<br>Ferrule; Sleeve for 0.34 mm² / AWG 24; uninsulated; electro-tin plated | www.wago.com/216-132 |
|  | **Item no.: 216-141**<br>Ferrule; Sleeve for 0.5 mm² / 20 AWG; uninsulated; electro-tin plated; electrolytic copper; gastight crimped; acc. to DIN 46228, Part 1/08.92 | www.wago.com/216-141 |
|  | **Item no.: 216-142**<br>Ferrule; Sleeve for 0.75 mm² / 18 AWG; uninsulated; electro-tin plated; electrolytic copper; gastight crimped; acc. to DIN 46228, Part 1/08.92 | www.wago.com/216-142 |
|  | **Item no.: 216-143**<br>Ferrule; Sleeve for 1 mm² / AWG 18; uninsulated; electro-tin plated; electrolytic copper; gastight crimped; acc. to DIN 46228, Part 1/08.92 | www.wago.com/216-143 |
| | **Item no.: 216-151**<br>Ferrule; Sleeve for 0.25 mm² / AWG 24; uninsulated; electro-tin plated | www.wago.com/216-151 |
| | **Item no.: 216-152**<br>Ferrule; Sleeve for 0.34 mm² / AWG 24; uninsulated; electro-tin plated | www.wago.com/216-152 |
| | **Item no.: 216-201**<br>Ferrule; Sleeve for 0.5 mm² / 20 AWG; insulated; electro-tin plated; white | www.wago.com/216-201 |
| | **Item no.: 216-202**<br>Ferrule; Sleeve for 0.75 mm² / 18 AWG; insulated; electro-tin plated; gray | www.wago.com/216-202 |
| | **Item no.: 216-203**<br>Ferrule; Sleeve for 1 mm² / AWG 18; insulated; electro-tin plated; red | www.wago.com/216-203 |
| | **Item no.: 216-221**<br>Ferrule; Sleeve for 0.5 mm² / 20 AWG; insulated; electro-tin plated; white | www.wago.com/216-221 |
| | **Item no.: 216-222**<br>Ferrule; Sleeve for 0.75 mm² / 18 AWG; insulated; electro-tin plated; gray | www.wago.com/216-222 |

Subject to changes. Please also observe the further product documentation!

WAGO Kontakttechnik GmbH & Co. KG
Hansastr. 27
32423 Minden
Phone: +49571 887-0 | Fax: +49571 887-169
Email: info.de@wago.com | Web: www.wago.com

Do you have any questions about our products?
We are always happy to take your call at +49 (571) 887-44222.

| | | |
|---|---|---|
| | **Item no.: 216-223**<br>Ferrule; Sleeve for 1 mm² / AWG 18; insulated; electro-tin plated; red | www.wago.com/216-223 |
| | **Item no.: 216-241**<br>Ferrule; Sleeve for 0.5 mm² / 20 AWG; insulated; electro-tin plated; electrolytic copper; gastight crimped; acc. to DIN 46228, Part 4/09.90; white | www.wago.com/216-241 |
| | **Item no.: 216-242**<br>Ferrule; Sleeve for 0.75 mm² / 18 AWG; insulated; electro-tin plated; electrolytic copper; gastight crimped; acc. to DIN 46228, Part 4/09.90; gray | www.wago.com/216-242 |
| | **Item no.: 216-243**<br>Ferrule; Sleeve for 1 mm² / AWG 18; insulated; electro-tin plated; electrolytic copper; gastight crimped; acc. to DIN 46228, Part 4/09.90; red | www.wago.com/216-243 |
| | **Item no.: 216-262**<br>Ferrule; Sleeve for 0.75 mm² / 18 AWG; insulated; electro-tin plated; electrolytic copper; gastight crimped; acc. to DIN 46228, Part 4/09.90; gray | www.wago.com/216-262 |
| | **Item no.: 216-263**<br>Ferrule; Sleeve for 1 mm² / AWG 18; insulated; electro-tin plated; electrolytic copper; gastight crimped; acc. to DIN 46228, Part 4/09.90; red | www.wago.com/216-263 |
| | **Item no.: 216-301**<br>Ferrule; Sleeve for 0.25 mm² / AWG 24; insulated; electro-tin plated; yellow | www.wago.com/216-301 |
| | **Item no.: 216-302**<br>Ferrule; Sleeve for 0.34 mm² / 22 AWG; insulated; electro-tin plated; green | www.wago.com/216-302 |
| | **Item no.: 216-321**<br>Ferrule; Sleeve for 0.25 mm² / AWG 24; insulated; electro-tin plated; yellow | www.wago.com/216-321 |
| | **Item no.: 216-322**<br>Ferrule; Sleeve for 0.34 mm² / 22 AWG; insulated; electro-tin plated; green | www.wago.com/216-322 |

## Downloads

### Documentation

**Additional Information**

| | | | |
|---|---|---|---|
| Technical explanations | Apr 3, 2019 | pdf<br>3.6 MB | Download |

## Installation Notes

**Inserting a conductor**

Subject to changes. Please also observe the further product documentation!

WAGO Kontakttechnik GmbH & Co. KG
Hansastr. 27
32423 Minden
Phone: +49571 887-0 | Fax: +49571 887-169
Email: info.de@wago.com | Web: www.wago.com

Do you have any questions about our products?
We are always happy to take your call at +49 (571) 887-44222.



Terminating solid conductors by simply pushing them in. Removing conductors and inserting fine-stranded conductors via push-buttons.

**Assembly**

Terminal strips with spacers and enlarged conductor entry (5 mm pin spacing) are available upon request.

**Jumpered**

Subject to changes. Please also observe the further product documentation!

WAGO Kontakttechnik GmbH & Co. KG
Hansastr. 27
32423 Minden
Phone: +49571 887-0 | Fax: +49571 887-169
Email: info.de@wago.com | Web: www.wago.com

Do you have any questions about our products?
We are always happy to take your call at +49 (571) 887-44222.



WAGO's 805 Series Terminal Strips provide "internal commoning" to meet requirements that ban routing the ground conductor over the board. This enables custom terminal strips to be commoned and marked at the factory upon request.

**Assembly**

Mixed-color terminal strips are available upon request.



WAGO Kontakttechnik GmbH & Co. KG
Hansastr. 27
32423 Minden
Phone: +49571 887-0 | Fax: +49571 887-169
Email: info.de@wago.com | Web: www.wago.com

Do you have any questions about our products?
We are always happy to take your call at +49 (571) 887-44222.