

**Data sheet | Item number: 831-3607**

THT male header; 1.0 x 1.2 mm solder pin; straight; 100% protected against mismatching; Pin spacing 7.62 mm; 7-pole; light gray

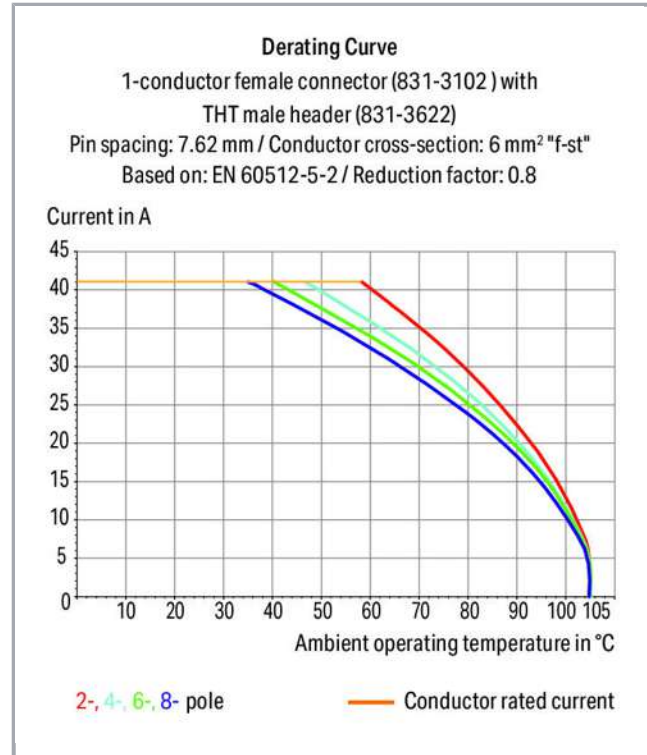
[www.wago.com/831-3607](http://www.wago.com/831-3607)



RoHS  Compliant

BOMcheck.net

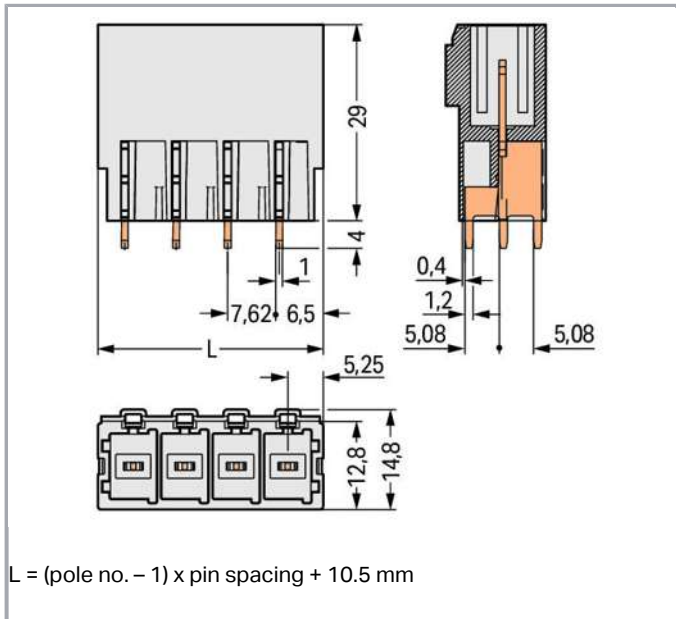
Color:



Subject to changes. Please also observe the further product documentation!

WAGO Kontakttechnik GmbH & Co. KG  
Hansastr. 27  
32423 Minden  
Phone: +49571 887-0 | Fax: +49571 887-169  
Email: [info.de@wago.com](mailto:info.de@wago.com) | Web: [www.wago.com](http://www.wago.com)

Do you have any questions about our products?  
We are always happy to take your call at +49 (571) 887-44222.



## Item description

- Male headers may be mounted horizontally or vertically via straight or angled solder pins
- Three solder pins per pole provide high electrical and mechanical stability
- 100 % protected against mismatching
- Coding via coding fingers

### Safety information 1:

The *MULTI CONNECTION SYSTEM (MCS)* is designed without breaking capacity for compliance with DIN EN 61984. When used as intended, MCS Connectors shall not be connected/disconnected when live or under load. The circuit design should ensure header pins, which can be touched, are not live when unmated.

## Data

### Electrical data

#### Ratings per IEC/EN 60664-1

Ratings per	IEC/EN 60664-1
Rated voltage (III / 3)	500 V
Rated impulse voltage (III / 3)	6 kV
Rated voltage (III / 2)	630 V
Rated impulse voltage (III / 2)	6 kV
Rated voltage (II / 2)	1000 V

Subject to changes. Please also observe the further product documentation!

WAGO Kontakttechnik GmbH & Co. KG  
 Hansastr. 27  
 32423 Minden  
 Phone: +49571 887-0 | Fax: +49571 887-169  
 Email: [info.de@wago.com](mailto:info.de@wago.com) | Web: [www.wago.com](http://www.wago.com)

Do you have any questions about our products?  
 We are always happy to take your call at +49 (571) 887-44222.



Rated impulse voltage (II / 2)	6 kV
Rated current	41 A
Legend (ratings)	(III / 2) $\triangleq$ Overvoltage category III / Pollution degree 2

### Approvals per UL 1059

Rated voltage UL (Use Group C)	300 V
Rated current UL (Use Group C)	42 A
Rated voltage UL (Use Group D)	600 V
Rated current UL (Use Group D)	5 A
Approvals per	UL 1059

### Approvals per CSA

Rated voltage CSA (Use Group C)	300 V
Rated current CSA (Use Group C)	41 A
Rated voltage CSA (Use Group D)	600 V
Rated current CSA (Use Group D)	5 A

### Connection data

No. of poles	7
Total number of potentials	7
Number of connection types	1
Number of levels	1

### Geometrical Data

Pin spacing	7.62 mm / 0.3 inch
Width	56.22 mm / 2.213 inch
Height	33 mm / 1.299 inch
Height from the surface	29 mm / 1.142 inch
Depth	14.8 mm / 0.583 inch
Solder pin length	4 mm
Solder pin dimensions	1 x 1.2 mm
Drilled hole diameter (tolerance)	1.7 <sup>(+0.1)</sup> mm

### Plug connection

Contact type (pluggable connector)	Male connector/plug
Connector connection type	for PCBs

Subject to changes. Please also observe the further product documentation!

Mismating protection	Yes
Mating direction to the PCB	90°

### PCB contact

PCB contact	THT
Solder pin arrangement	over the entire male connector, in line
Number of solder pins per potential	3

### Material Data

Color	light gray
Material group	I
Insulating material	Polyamide 66 (PA 66)
Flammability class per UL94	V0
Contact material	Electrolytic copper (E <sub>Cu</sub> )
Contact plating	tin-plated
Fire load	0.306 MJ
Weight	19.4 g

### Environmental Requirements


Limit temperature range	-60 ... +105 °C
-------------------------	-----------------

### Commercial data

Product Group	3 (Multi Conn. System)
Packaging type	BOX
Country of origin	PL
GTIN	4045454002152
Customs Tariff No.	85366990990

### Approvals / Certificates

#### Country specific Approvals

Logo	Approval	Additional Approval Text	Certificate name
	CSA DEKRA Certification B.V.	C22.2	1466354
	KEMA/KEUR	EN 61984	71-


Subject to changes. Please also observe the further product documentation!




DEKRA Certification B.V.

110530






## Ship Approvals

Logo	Approval	Additional Approval Text	Certificate name
	LR Lloyds Register	IEC 61984	96/20035 (E5)

## UL-Approvals

Logo	Approval	Additional Approval Text	Certificate name
	UL Underwriters Laboratories Inc.	UL 1059	20181217- E45172

## Counterpart

	<b>Item no.831-3107</b> 1-conductor female plug; 100% protected against mismatching; 10 mm <sup>2</sup> ; Pin spacing 7.62 mm; 7-pole; 10,00 mm <sup>2</sup> ; light gray	<a href="http://www.wago.com/831-3107">www.wago.com/831-3107</a>
	<b>Item no.831-3107/000-9037</b> 1-conductor female plug; 100% protected against mismatching; direct marking; 10 mm <sup>2</sup> ; Pin spacing 7.62 mm; 7-pole; 10,00 mm <sup>2</sup> ; light gray	<a href="http://www.wago.com/831-3107/000-9037">www.wago.com/831-3107/000-9037</a>
	<b>Item no.831-3107/037-000</b> 1-conductor female plug; 100% protected against mismatching; Locking lever; 10 mm <sup>2</sup> ; Pin spacing 7.62 mm; 7-pole; 10,00 mm <sup>2</sup> ; light gray	<a href="http://www.wago.com/831-3107/037-000">www.wago.com/831-3107/037-000</a>
	<b>Item no.831-3107/037-9037</b> 1-conductor female plug; 100% protected against mismatching; Locking lever; direct marking; 10 mm <sup>2</sup> ; Pin spacing 7.62 mm; 7-pole; 10,00 mm <sup>2</sup> ; light gray	<a href="http://www.wago.com/831-3107/037-9037">www.wago.com/831-3107/037-9037</a>
	<b>Item no.831-3107/136-000</b> 1-conductor female plug; 100% protected against mismatching; Gripping plate; 10 mm <sup>2</sup> ; Pin spacing 7.62 mm; 7-pole; 10,00 mm <sup>2</sup> ; light gray	<a href="http://www.wago.com/831-3107/136-000">www.wago.com/831-3107/136-000</a>

Subject to changes. Please also observe the further product documentation!

WAGO Kontakttechnik GmbH & Co. KG  
 Hansastr. 27  
 32423 Minden  
 Phone: +49571 887-0 | Fax: +49571 887-169  
 Email: [info.de@wago.com](mailto:info.de@wago.com) | Web: [www.wago.com](http://www.wago.com)

Do you have any questions about our products?  
 We are always happy to take your call at +49 (571) 887-44222.

## Compatible products

### Coding



Item no.: 831-500  
Coding pin carrier with six coding pins; orange

[www.wago.com/831-500](http://www.wago.com/831-500)

## Downloads

### Documentation

#### Additional Information

Technical explanations	Apr 3, 2019	pdf 3.6 MB	Download
------------------------	-------------	---------------	----------

## CAD/CAE-Data

### CAD data

2D/3D Models 831-3607	URL	Download
-----------------------	-----	----------

### CAE data

EPLAN Data Portal 831-3607	URL	Download
----------------------------	-----	----------

### PCB Design

Symbol and Footprint 831-3607	URL	Download
-------------------------------	-----	----------

CAX data for your PCB design, consisting of "schematic symbols and PCB footprints", allow easy integration of the WAGO component into your development environment.

### Supported formats:

- Accel EDA 14 & 15
- Altium 6 to current version
- Cadence Allegro
- DesignSpark
- Eagle Libraries
- KiCad
- Mentor Graphics BoardStation
- Mentor Graphics Design Architect
- Mentor Graphics Design Expedition 99 and 2000
- OrCAD 9.X PCB and Capture

Subject to changes. Please also observe the further product documentation!


- PADS PowerPCB 3, 3.5, 4.X, and 5.X
- PADS PowerPCB and PowerLogic 3.0
- PCAD 2000, 2001, 2002, 2004, and 2006
- Pulsonix 8.5 or newer
- STL
- 3D STEP
- TARGET 3001!
- View Logic ViewDraw
- Quadcept
- Zuken CadStar 3 and 4
- Zuken CR-5000 and CR-8000

PCB Component Libraries (EDA), PCB CAD Library Ultra Librarian


---

## Installation Notes


### Coding



Break or cut off coding pin from female connector.



Insert coding pin into male header (break first) until it engages.



Coding a THT male header by inserting a coding pin.

## Product family

*MCS* **MAXI 6**

[Show all products from the family](#)

Subject to changes. Please also observe the further product documentation!