


Subject to changes. Please also observe the further product documentation!

RoHS
Compliant

BOMcheck.net

Color:



Item description

The 852-1111 Industrial ECO Switch is a 5-port 1000Base-T ETHERNET switch supporting autonegotiation and Auto-MDI-/MDI-X detection for each port.

Using the switch's 5 ports, several segments can be created to reduce the network load, while providing a dedicated bandwidth to each user node. The 852-1111 Switch is a cost-effect solution to keep up with the constant demands of IP-based, industrial communication needs.

This switch is easy to configure and install and is best suited for small to medium-sized networks.

Features:

—
Subject to changes. Please also observe the further product documentation!



- 5 ETHERNET ports, 10/100/1000 Mbps autonegotiation
- Front-panel diagnostic LEDs
- Supports Auto-MDI/MDI-X functions
- Full/half-duplex transfer modes for each port
- Store-and-forward switching method
- Integrated address look-up table, supports up to 8000 absolute MAC addresses
- Overvoltage protection
- IEEE 802.3x flow control in full-duplex mode
- Prioritization of Profinet Ethernet data packets (EtherType=0x8892) per IEEE802.1p
- DIN-35 rail mounting

Data

Technical Data

Switchingmodus	Store-and-forward; non-blocking
Number of 1000Base-T ports	5
Communication standards	IEEE 802.3 10BASE-T IEEE 802.3u 100BASE-TX IEEE 802.3ab 1000BASE-T IEEE 802.3x Flow Control IEEE 802.1p Prioritization
MAC table (large)	8000 addresses
Jumbo frame size	9000. Byte
Supply voltage	DC 9 ... 48 V
Energy consumption max.	3 W
Baud rate	Copper cable: 10/1000 Mbit/s
Transmission medium (communication/fieldbus)	Copper cable: Cat. 5 or higher, 100 m maximum cable length
Topology	Star
Indicators	Device: LED (PWR) green: Power supply; per port: LED (100, 1000) green: Status 100 Mbps, 1000 Mbps ports 1 ... 5

Connection data

Connection technology: communication/fieldbus	Copper cable: 5 x RJ-45
Anschluss technik: Versorgung	1 x Built-in male connector: 231-433/001-000; included female connector (MCS Connectors): 231-103/026-000

Geometrical Data

Width	23,4 mm / 0.921 inch
Height from upper-edge of DIN-35 rail	81 mm / 3.189 inch

Subject to changes. Please also observe the further product documentation!

WAGO Kontakttechnik GmbH & Co. KG
Hansastr. 27
32423 Minden
Phone: +49571 887-0 | Fax: +49571 887-169
Email: info.de@wago.com | Web: www.wago.com

Do you have any questions about our products?
We are always happy to take your call at +49 (571) 887-44222.

Depth	109,2 mm / 4.299 inch
-------	-----------------------

Mechanical data

Weight	190 g
Color	black
Housing material	Sheet steel
Conformity marking	CE

Environmental Requirements

Surrounding air (operating) temperature	-40 ... 70 °C
Surrounding air (storage) temperature	-40 ... 80 °C
Protection class	IP30
Relative air humidity (no condensation)	95 %
Type of mounting	DIN-35 rail
Vibration resistance	per IEC 60068-2-6
Shock resistance	per IEC 60068-2-27

Commercial data

Product Group	27 (Special components I/O)
Packaging type	BOX
Country of origin	TW
GTIN	4050821808916
Customs Tariff No.	85176200000

Counterpart

Compatible products

transfer module


Item no.: 289-172

Interface module; RJ-45; RJ-45; Cat. 5; in mounting carrier

www.wago.com/289-172

Item no.: 289-175

 Interface module; RJ-45; PCB terminal blocks, double-row; Cat. 5; in mounting carrier; with shield connection; with shield clamping saddle; 1,50 mm²
www.wago.com/289-175

Subject to changes. Please also observe the further product documentation!

WAGO Kontakttechnik GmbH & Co. KG

Hansastr. 27















32423 Minden

Phone: +49571 887-0 | Fax: +49571 887-169

 Email: info.de@wago.com | Web: www.wago.com

Do you have any questions about our products?

We are always happy to take your call at +49 (571) 887-44222.

	Item no.: 289-195 Interface module; RJ-45; IDC technology; Cat. 6; in mounting carrier; with shield connection	www.wago.com/289-195
	Item no.: 289-196 Interface module; RJ-45; with power jumper contacts; PCB terminal blocks; Cat. 5	www.wago.com/289-196
wiring and connectors		
	Item no.: 750-975 ETHERNET RJ-45 connector, IP20; ETHERNET 10/100 Mbit/s; for field assembly; light gray	www.wago.com/750-975
	Item no.: 750-976 PROFINET RJ-45 connector, IP20; ETHERNET 10/100 Mbit/s; for field assembly	www.wago.com/750-976
	Item no.: 750-977/000-011 Connector ETHERNET; RJ-45; Cat. 6A; straight; Code T568A; AWG 22	www.wago.com/750-977/000-011
	Item no.: 750-977/000-012 Connector ETHERNET; RJ-45; Cat. 6A; straight; Code T568B; AWG 22	www.wago.com/750-977/000-012
	Item no.: 750-977/000-013 Connector PROFINET; RJ-45; Cat. 6A; straight; AWG 22	www.wago.com/750-977/000-013
	Item no.: 750-977/000-021 Connector ETHERNET; RJ-45; Cat. 6A; straight; Code T568A; AWG 24	www.wago.com/750-977/000-021
	Item no.: 750-977/000-022 Connector ETHERNET; RJ-45; Cat. 6A; straight; Code T568B; AWG 24	www.wago.com/750-977/000-022
	Item no.: 750-978/000-011 Connector ETHERNET; RJ-45; Cat. 6A; straight; Code T568A; AWG 22; Strain relief	www.wago.com/750-978/000-011
	Item no.: 750-978/000-012 Connector ETHERNET; RJ-45; Cat. 6A; straight; Code T568B; AWG 22; Strain relief	www.wago.com/750-978/000-012
	Item no.: 750-978/000-013 Connector PROFINET; RJ-45; Cat. 6A; straight; AWG 22; Strain relief	www.wago.com/750-978/000-013
	Item no.: 750-978/000-021 Connector ETHERNET; RJ-45; Cat. 6A; straight; Code T568A; AWG 24; Strain relief	www.wago.com/750-978/000-021
	Item no.: 750-978/000-022 Connector ETHERNET; RJ-45; Cat. 6A; straight; Code T568B; AWG 24; Strain relief	www.wago.com/750-978/000-022

Subject to changes. Please also observe the further product documentation!



Item no.: 750-979/000-011
Connector ETHERNET; RJ-45; Cat. 6A; angled; Code T568A; AWG 22; Strain relief

www.wago.com/750-979/000-011



Item no.: 750-979/000-012
Connector ETHERNET; RJ-45; Cat. 6A; angled; Code T568B; AWG 22; Strain relief

www.wago.com/750-979/000-012



Item no.: 750-979/000-013
Connector PROFINET; RJ-45; Cat. 6A; angled; AWG 22; Strain relief

www.wago.com/750-979/000-013



Item no.: 750-979/000-021
Connector ETHERNET; RJ-45; Cat. 6A; angled; Code T568A; AWG 24; Strain relief

www.wago.com/750-979/000-021



Item no.: 750-979/000-022
Connector ETHERNET; RJ-45; Cat. 6A; angled; Code T568B; AWG 24; Strain relief

www.wago.com/750-979/000-022

General accessories



Item no.: 852-9101
DNV Carrier rail adapter; for ETHERNET Switches 852-111/ 852-1111 marine approval; -

www.wago.com/852-9101

power supply



Item no.: 787-1102
Switched-mode power supply; Compact; 1-phase; 24 VDC output voltage; 1.3 A output current; DC OK signal

www.wago.com/787-1102



Item no.: 787-1112
Switched-mode power supply; Compact; 1-phase; 24 VDC output voltage; 2.5 A output current; DC OK signal

www.wago.com/787-1112



Item no.: 787-1122
Switched-mode power supply; Compact; 1-phase; 24 VDC output voltage; 4 A output current; DC OK signal

www.wago.com/787-1122



Item no.: 787-1226
Switched-mode power supply; Compact; 1-phase; 24 VDC output voltage; 6 A output current

www.wago.com/787-1226



Item no.: 787-1702
Switched-mode power supply; Eco; 1-phase; 24 VDC output voltage; 1.25 A output current

www.wago.com/787-1702



Item no.: 787-1712
Switched-mode power supply; Eco; 1-phase; 24 VDC output voltage; 2.5 A output current

www.wago.com/787-1712



Item no.: 787-1722
Switched-mode power supply; Eco; 1-phase; 24 VDC output voltage; 5 A output current

www.wago.com/787-1722

Downloads

Documentation

Manual

Subject to changes. Please also observe the further product documentation!

WAGO Kontakttechnik GmbH & Co. KG
Hansastr. 27
32423 Minden
Phone: +49571 887-0 | Fax: +49571 887-169
Email: info.de@wago.com | Web: www.wago.com

Do you have any questions about our products?
We are always happy to take your call at +49 (571) 887-44222.



5-Port 1000BASE-T Industrial ECO Switch	V 1.4.0 Dec 17, 2019	pdf 817.4 kB	Download
---	-------------------------	-----------------	----------

Bid Text

852-1111 GAEB X81 - Datei	Feb 19, 2019	xml 5.5 kB	Download
------------------------------	--------------	---------------	----------

852-1111 doc - Datei	Oct 9, 2017	doc 28.2 kB	Download
-------------------------	-------------	----------------	----------

Additional Information

Disposal; Electrical and electronic equipment, Packaging	V 1.0.0	pdf 265.8 kB	Download
--	---------	-----------------	----------

System Description

Industrial Switches – General Product Information		pdf 2.0 MB	Download
---	--	---------------	----------

CAD/CAE-Data

CAD data

2D/3D Models 852-1111		URL	Download
-----------------------	--	-----	----------

CAE data

EPLAN Data Portal 852-1111		URL	Download
----------------------------	--	-----	----------

WSCAD Universe 852-1111		URL	Download
-------------------------	--	-----	----------

Installation Notes

Subject to changes. Please also observe the further product documentation!

WAGO Kontakttechnik GmbH & Co. KG
 Hansastr. 27
 32423 Minden
 Phone: +49571 887-0 | Fax: +49571 887-169
 Email: info.de@wago.com | Web: www.wago.com

Do you have any questions about our products?
 We are always happy to take your call at +49 (571) 887-44222.