


Data sheet | Item number: 855-4001/100-001

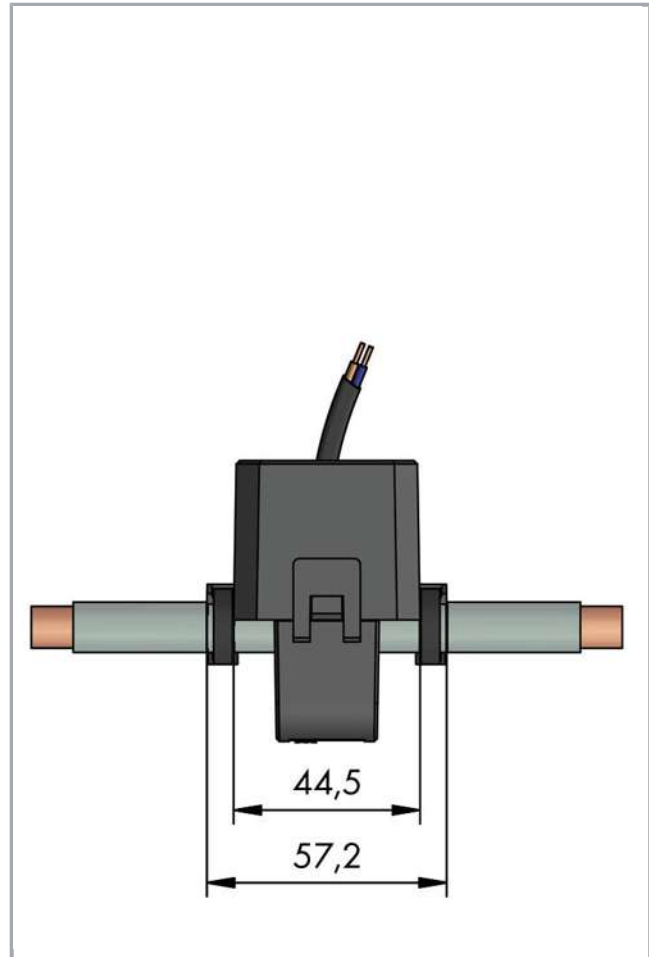
Split-core current transformer; Primary rated current: 100 A; Secondary rated current: 1 A; Rated power: 0.2 VA; Accuracy class: 1; Cable length: 3 m

www.wago.com/855-4001_100-001



RoHS  Compliant

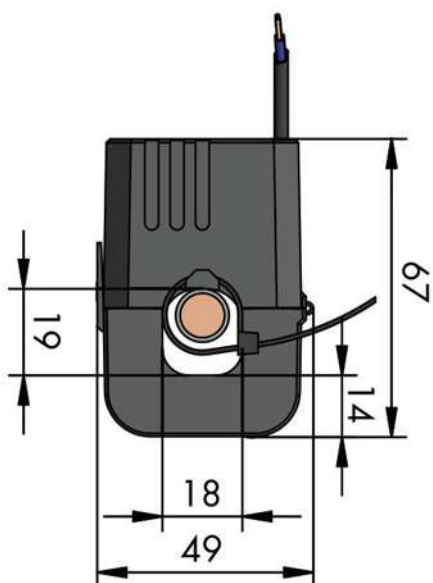
[BOMcheck.net](https://www.bomcheck.net)



Subject to changes. Please also observe the further product documentation!

WAGO Kontakttechnik GmbH & Co. KG
Hansastr. 27
32423 Minden
Phone: +49571 887-0 | Fax: +49571 887-169
Email: info.de@wago.com | Web: www.wago.com

Do you have any questions about our products?
We are always happy to take your call at +49 (571) 887-44222.



Item description

Short description:

These compact split-core current transformers are ideal for retrofitting existing systems. They are perfect for applications in which the current path must not be disrupted. The transformer's accuracy permits extremely precise current measurements. The split-core current transformers are capable of supplying the specified rated power at the end of the secondary cable. All transformers are supplied with color-coded cables. Two UV-resistant cable ties are also included for secure and easy mounting.

Features:

- Current ratios from 60 A up to 1000 A (primary side) and 1 A or 5 A (secondary side)
- No primary cable interruption
- Ideal for use in very confined spaces
- Rapid mounting
- For use around insulated cables up to 42 mm diameter
- Compact and hinged

Subject to changes. Please also observe the further product documentation!

- Color-coded connection cables up to 5 m

Data

Technical Data

Input – current transformer

Primary rated current	100 A
Rated continuous thermal current I_{cth}	100 %
Rated short-time thermal current I_{th}	$60 \times I_N / 1 \text{ s}$
Rated surge current I_{dyn}	$2.5 \times I_{th}$
Rated frequency	50 ... 60 Hz

Output – Current transformer

Secondary rated current	1 A
Rated power S_r	0.2 VA

Measurement error

Accuracy class	1
----------------	---

Safety and protection:

Highest voltage for equipment U_m	AC 720 V _{rms}
Test voltage	AC 3 kV; 50 Hz; 1 min
Protection class	IP20

Connection data

Feedthrough for measurement conductor	Ø 18 mm
Type of cable	2 x 0.5 mm ² ; fine-stranded
Color coding	Brown = S1; blue = S2

Geometrical Data

Cable length	3 m
--------------	-----

Subject to changes. Please also observe the further product documentation!

Mechanical data

Type of mounting	Split-core current transformer (suspended)
------------------	--

Material Data

Insulation class	E
Flammability class per UL94	V2
Housing material	PA 66
Weight	412 g

Environmental Requirements

Surrounding air (operating) temperature	-10 ... 55 °C
Surrounding air (storage) temperature	-20 ... 70 °C
Relative humidity	5 ... 85 % (without condensation)
Max. operating altitude	2000 m

Standards and specifications

Conformity marking	CE
Standards/specifications	EN 61869-1; EN 61869-2



Commercial data

Packaging type	BOX
Country of origin	NL
GTIN	4050821880578
Customs Tariff No.	85043180888

Counterpart

Compatible products

General accessories

	Item no.: 2007-8873 Compact terminal block; for current and voltage transformers; 6,00 mm ² ; multicoloured	www.wago.com/2007-8873
	Item no.: 2007-8874 Compact terminal block; for current and voltage transformers; 6,00 mm ² ; multicoloured	www.wago.com/2007-8874

Subject to changes. Please also observe the further product documentation!

**Item no.: 2007-8875**Compact terminal block; for current transformer circuit; 6,00 mm²; multicolouredwww.wago.com/2007-8875**Item no.: 2007-8876**Compact terminal block; for 3-phase current transformer circuit; 6,00 mm²; multicolouredwww.wago.com/2007-8876**Item no.: 2007-8877**Compact terminal block; for current transformer circuit; 6,00 mm²; multicolouredwww.wago.com/2007-8877**Item no.: 2857-570/024-001**

3-Phase Power Measurement Module; 3x400/690 V/1 A; Modbus RTU; Digital output; Configuration via software; Supply voltage: 24 VDC

www.wago.com/2857-570/024-001**Item no.: 857-550**Current signal conditioner; Current input signal; Current and voltage output signal; Digital output; Configuration via software; Supply voltage: 24 VDC; 6 mm module width; 2,50 mm²www.wago.com/857-550**Downloads****Documentation****Bid Text**

855-4001/100-001 GAEB X81 - Datei	Feb 19, 2019	xml 5.3 kB	Download
--------------------------------------	--------------	---------------	----------

855-4001/100-001 doc - Datei	Feb 5, 2015	doc 30.7 kB	Download
---------------------------------	-------------	----------------	----------

Instruction Leaflet

Kabelumbau-Stromwandler	V 1.1.0 Jan 15, 2020	pdf 832.5 kB	Download
-------------------------	-------------------------	-----------------	----------

Additional Information

Disposal; Electrical and electronic equipment, Packaging	V 1.0.0	pdf 265.8 kB	Download
--	---------	-----------------	----------

Engineering-Software**Software for Interface-Products**

WAGO Interface Configuration Software SMALL The full setup only includes the WAGO Interface Configuration Software.	1.6.3.7 Sep 17, 2019	exe 48.0 MB	Download
--	-------------------------	----------------	----------

WAGO Interface Configuration Software FULL	1.6.3.7 Sep 17, 2019	exe 98.5 MB	Download
--	-------------------------	----------------	----------

Subject to changes. Please also observe the further product documentation!

WAGO Kontakttechnik GmbH & Co. KG
Hansastr. 27
32423 Minden
Phone: +49571 887-0 | Fax: +49571 887-169
Email: info.de@wago.com | Web: www.wago.com

Do you have any questions about our products?
We are always happy to take your call at +49 (571) 887-44222.

The full setup, in addition to the WAGO Interface Configuration Software, includes the installation for the Microsoft .NET Framework.

Installation Notes

Installation



Simple termination!



Quick and easy mounting!



Subject to changes. Please also observe the further product documentation!