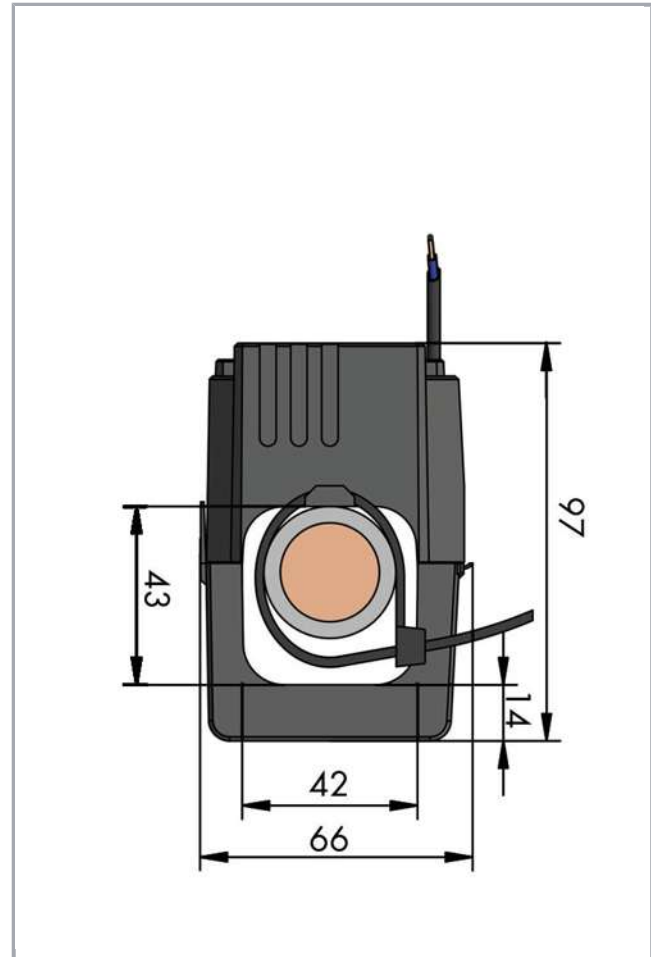


Data sheet | Item number: 855-5005/600-000

Split-core current transformer; Primary rated current: 600 A; Secondary rated current: 5 A; Rated power: 0.5 VA; Accuracy class: 0.5; Cable length: 3 m



www.wago.com/855-5005_600-000



Item description

Short description:

These compact split-core current transformers are ideal for retrofitting existing systems. They are perfect for applications in which the current path must not be disrupted. The transformer's accuracy permits extremely precise current measurements. The split-core current transformers are capable of supplying the specified rated power at the end of the secondary cable. All transformers are supplied with color-coded cables. Two UV-resistant cable ties are also included for secure and easy mounting.

Features:

- Current ratios from 60 A up to 1000 A (primary side) and 1 A or 5 A (secondary side)
- No primary cable interruption

—
Subject to changes. Please also observe the further product documentation!

WAGO Kontakttechnik GmbH & Co. KG
Hansastr. 27
32423 Minden
Phone: +49571 887-0 | Fax: +49571 887-169
Email: info.de@wago.com | Web: www.wago.com

Do you have any questions about our products?
We are always happy to take your call at +49 (571) 887-44222.



- Ideal for use in very confined spaces
- Rapid mounting
- For use around insulated cables up to 42 mm diameter
- Compact and hinged
- Color-coded connection cables up to 5 m

Data

Technical Data

Input – current transformer

Primary rated current	600 A
Rated continuous thermal current I_{cth}	100 %
Rated short-time thermal current I_{th}	$60 \times I_N / 1 \text{ s}$
Rated surge current I_{dyn}	$2.5 \times I_{th}$
Rated frequency	50 ... 60 Hz

Output – Current transformer

Secondary rated current	5 A
Rated power S_r	0.5 VA

Measurement error

Accuracy class	0.5
----------------	-----

Safety and protection:

Highest voltage for equipment U_m	AC 720 V _{rms}
Test voltage	AC 3 kV; 50 Hz; 1 min
Protection class	IP20

Connection data

Feedthrough for measurement conductor	Ø 42 mm
Type of cable	2 x 1.5 mm ² ; fine-stranded
Color coding	Black = S1; red = S2

Subject to changes. Please also observe the further product documentation!



Geometrical Data

Cable length	3 m
--------------	-----

Mechanical data

Type of mounting	Split-core current transformer (suspended)
------------------	--

Material Data

Insulation class	E
Flammability class per UL94	V2
Housing material	PA 66
Weight	529 g

Environmental Requirements

Surrounding air (operating) temperature	-10 ... 55 °C
Surrounding air (storage) temperature	-20 ... 70 °C
Relative humidity	5 ... 85 % (without condensation)
Max. operating altitude	2000 m

Standards and specifications

Conformity marking	CE
Standards/specifications	EN 61869-1; EN 61869-2

Commercial data

Product Group	29 (Interface Electronic (NET))
Packaging type	BOX
Country of origin	NL
GTIN	4055143056380
Customs Tariff No.	85043180888

Counterpart









Compatible products

General accessories

Subject to changes. Please also observe the further product documentation!

WAGO Kontakttechnik GmbH & Co. KG
Hansastr. 27
32423 Minden
Phone: +49571 887-0 | Fax: +49571 887-169
Email: info.de@wago.com | Web: www.wago.com

Do you have any questions about our products?
We are always happy to take your call at +49 (571) 887-44222.

	Item no.: 2007-8873 Compact terminal block; for current and voltage transformers; 6,00 mm ² ; multicoloured	www.wago.com/2007-8873
	Item no.: 2007-8874 Compact terminal block; for current and voltage transformers; 6,00 mm ² ; multicoloured	www.wago.com/2007-8874
	Item no.: 2007-8875 Compact terminal block; for current transformer circuit; 6,00 mm ² ; multicoloured	www.wago.com/2007-8875
	Item no.: 2007-8876 Compact terminal block; for 3-phase current transformer circuit; 6,00 mm ² ; multicoloured	www.wago.com/2007-8876
	Item no.: 2007-8877 Compact terminal block; for current transformer circuit; 6,00 mm ² ; multicoloured	www.wago.com/2007-8877
	Item no.: 2857-570/024-005 3-Phase Power Measurement Module; 3x400/690 V/5 A; Modbus RTU; Digital output; Configuration via software; Supply voltage: 24 VDC	www.wago.com/2857-570/024-005
	Item no.: 857-550 Current signal conditioner; Current input signal; Current and voltage output signal; Digital output; Configuration via software; Supply voltage: 24 VDC; 6 mm module width; 2,50 mm ²	www.wago.com/857-550
	Item no.: 857-569 Power signal conditioner; Current and voltage input signal; Current and voltage output signal; Digital output; Configuration via software; Supply voltage: 24 VDC; 6 mm module width	www.wago.com/857-569

Downloads

Documentation

Bid Text

855-5005/600-000 GAEB X81 - Datei	Feb 19, 2019	xml 5.3 kB	Download
855-5005/600-000 doc - Datei	Mar 24, 2015	doc 32.3 kB	Download

Instruction Leaflet

Kabelumbau-Stromwandler	V 1.1.0 Jan 15, 2020	pdf 832.5 kB	Download
-------------------------	-------------------------	-----------------	----------

Additional Information

Disposal; Electrical and electronic equipment, Packaging	V 1.0.0	pdf 265.8 kB	Download
--	---------	-----------------	----------

Engineering-Software

Subject to changes. Please also observe the further product documentation!

WAGO Kontakttechnik GmbH & Co. KG
Hansastr. 27
32423 Minden
Phone: +49571 887-0 | Fax: +49571 887-169
Email: info.de@wago.com | Web: www.wago.com

Do you have any questions about our products?
We are always happy to take your call at +49 (571) 887-44222.

Software for Interface-Products

WAGO Interface Configuration Software SMALL	1.6.3.7	exe	Download
The full setup only includes the WAGO Interface Configuration Software.	Sep 17, 2019	48.0 MB	
WAGO Interface Configuration Software FULL	1.6.3.7	exe	Download
The full setup, in addition to the WAGO Interface Configuration Software, includes the installation for the Microsoft .NET Framework.	Sep 17, 2019	98.5 MB	

Installation Notes

Installation



Simple termination!



Quick and easy mounting!



Subject to changes. Please also observe the further product documentation!