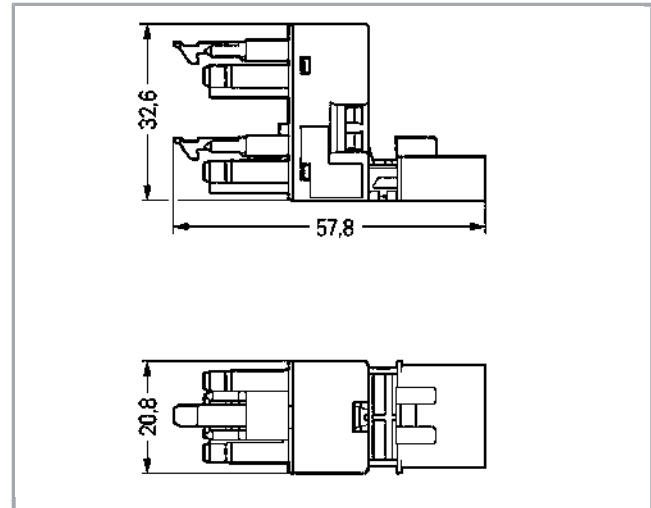



Data sheet | Item number: 890-1681

h-distribution connector; 4-pole; Cod. B; 1 input; 2 outputs; outputs on one side; 2 locking levers; gray

www.wago.com/890-1681



RoHS Compliant

BOMcheck.net

Color:

Item description

- Protected against mismatching and maintenance-free
- Compact design with 4.4 mm pole spacing
- Components can be clearly printed on and color-coded to meet custom requirements

Note:

All connectors for mounted installations (snap-in versions for lighting fixtures or devices, all types of PCB and distribution connectors) are factory-equipped with locking levers to ensure plugs and sockets are securely locked. Additional locking levers are only required for flying leads (plug /socket).

Note on mismatching protection:

All WINSTA[®] components are 100% protected against mismatching when:

Subject to changes. Please also observe the further product documentation!

WAGO Kontakttechnik GmbH & Co. KG
Hansastr. 27
32423 Minden
Phone: +49571 887-0 | Fax: +49571 887-169
Email: info.de@wago.com | Web: www.wago.com

Do you have any questions about our products?
We are always happy to take your call at +49 (571) 887-44222.



- a.) plugging different numbers of poles
- b.) plugging while rotated 180
- c.) plugging while laterally staggered
- d.) plugging one pole

Safety information 1:

Application note for the U.S. market (USR): Some versions may also be used for current interruption in accordance with the UL certificate in select applications with currents below 5 A and voltages up to 600 V. For further information, please contact your local sales office.

Data**Electrical data**

| | |
|----------------------------|---|
| Note on Contact Resistance | approx. 1 mΩ of contact resistance approx. 0.25 mΩ contact transition plug/socket |
|----------------------------|---|

Ratings per IEC/EN 60664-1

| Ratings per | IEC/EN 60664-1 |
|---------------------------------|---|
| Rated voltage (III / 3) | 400 V |
| Rated impulse voltage (III / 3) | 6 kV |
| Rated current | 16 A |
| Legend (ratings) | (III / 3) ≙ Overvoltage category III / Pollution degree 3 |

Approvals per UL 1977

| | |
|---|-------|
| Rated voltage per UL 1977 (factory wiring only) | 600 V |
| Rated current per UL 1977 (factory wiring only) | 12 A |

Connection data

| | |
|----------------------------|---|
| No. of poles | 4 |
| Total number of potentials | 4 |

Geometrical Data

| | |
|-------------|-----------------------|
| Pin spacing | 4,4 mm / 0.173 inch |
| Width | 20,8 mm / 0.819 inch |
| Height | 32,65 mm / 1.285 inch |
| Depth | 57,85 mm / 2.278 inch |

Mechanical data

| | |
|--------------------------------------|--|
| Coding | B |
| Mating force of a plug-in connection | approx. 20 ... 70 N (depending on pole number) |

Subject to changes. Please also observe the further product documentation!

WAGO Kontakttechnik GmbH & Co. KG
 Hansastr. 27
 32423 Minden
 Phone: +49571 887-0 | Fax: +49571 887-169
 Email: info.de@wago.com | Web: www.wago.com

Do you have any questions about our products?
 We are always happy to take your call at +49 (571) 887-44222.



| | |
|---|--|
| Retention force of a plug-in connection | When locked: > 80 N |
| Unmating force of a plug-in connection | when unlocked: approx. 20 ... 70 N (depending on pole number) |
| Number of mating cycles | 200, without resistive load 100, with resistive load $I_N = 16$ A, tested (1.5 mm ² /16 AWG) |
| Type of distribution connector | h-distribution connector (unidirectional) |
| Marking | 1 2 3 4 |
| Protection class | IP20 |
| Note on protection class | IP40 when mated |
| Potential marking | 1 2 3 4 |

Plug connection

| | |
|------------------------------------|---------------|
| Contact type (pluggable connector) | Socket/plug |
| Mismating protection | Yes |
| Locking of plug-in connection | locking lever |
| Locking lever | yes |

Material Data

| | |
|---------------------|--|
| Color | gray |
| Insulating material | Polyamide 66 (PA 66) |
| Contact material | Copper or copper alloy (surface-treated) |
| Weight | 19 g |

Environmental Requirements

| | |
|--|--|
| Processing temperature | -5 ... +40 °C |
| Continuous operating temperature | -35 ... +85 °C |
| Note on Continuous Service Temperature | Insulating parts for temperatures ≤ 105 °C |

Commercial data

| | |
|--------------------|---------------|
| Packaging type | BOX |
| Country of origin | DE |
| GTIN | 4055143339032 |
| Customs Tariff No. | 85366990990 |

Subject to changes. Please also observe the further product documentation!

WAGO Kontakttechnik GmbH & Co. KG
Hansastr. 27
32423 Minden
Phone: +49571 887-0 | Fax: +49571 887-169
Email: info.de@wago.com | Web: www.wago.com

Do you have any questions about our products?
We are always happy to take your call at +49 (571) 887-44222.

Counterpart


Item no.890-244

 Socket; 4-pole; Cod. B; 1,50 mm²; gray

www.wago.com/890-244

Item no.890-254

 Plug; 4-pole; 1,50 mm²; gray

www.wago.com/890-254

Item no.891-8994/005-103

 pre-assembled interconnecting cable; Eca; Socket/plug; 4-pole; Cod. B; Control cable 4 x 1.0 mm²; 1 m; 1,00 mm²; gray

www.wago.com/891-8994/005-103

Item no.891-8994/105-103

 pre-assembled connecting cable; Eca; Socket/open-ended; 4-pole; Cod. B; Control cable 4 x 1.0 mm²; 1 m; 1,00 mm²; gray

www.wago.com/891-8994/105-103

Item no.891-8994/205-103

 pre-assembled connecting cable; Eca; Plug/open-ended; 4-pole; Cod. B; Control cable 4 x 1.0 mm²; 1 m; 1,00 mm²; gray

www.wago.com/891-8994/205-103

Compatible products

assembling


Item no.: 890-624

Mounting plate; 4-pole; for distribution connectors; Plastic; black

www.wago.com/890-624

Item no.: 890-674

Mounting plate; 4-pole; for distribution connectors; Plastic; white

www.wago.com/890-674

Downloads

Documentation


Bid Text

| | | | |
|------------------|--------------|---------|----------|
| 890-1681 | Dec 3, 2014 | doc | Download |
| doc - Datei | | 23.0 kB | |
| 890-1681 | Feb 19, 2019 | xml | Download |
| GAEB X81 - Datei | | 2.8 kB | |

Installation Notes

Installation

Subject to changes. Please also observe the further product documentation!



Secure the mounting plate via pins.

Product family

<i>WINSTA</i>® MINI special

[Show all products from the family](#)

Subject to changes. Please also observe the further product documentation!