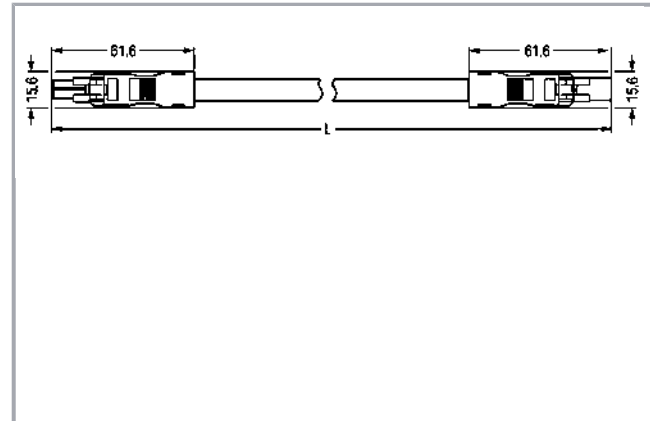


## Data sheet | Item number: 891-8982/006-101

pre-assembled interconnecting cable; Eca; Socket/plug; 2-pole; Cod. I;  
H05VV-F 2 x 1.5 mm<sup>2</sup>; 1 m; 1,50 mm<sup>2</sup>; blue



[www.wago.com/891-8982\\_006-101](http://www.wago.com/891-8982_006-101)



### Item description

- Protected against mismatching and maintenance-free
- Compact design with 4.4 mm pole spacing

### Note:

Cables with a different fire class can be found in the eShop.

### Note on mismatching protection:

All WINSTA<sup>®</sup> components are 100% protected against mismatching when:

- plugging different numbers of poles
- plugging while rotated 180
- plugging while laterally staggered
- plugging one pole

### Safety information 1:

Application note for the U.S. market (USR): Some versions may also be used for current interruption in accordance with the UL certificate in select applications with currents below 5 A and voltages up to 600 V. For further information, please contact your local sales office.

## Data

### Electrical data

Note on Contact Resistance

approx. 1 mΩ of contact resistance approx. 0.25 mΩ contact transition plug/socket

Subject to changes. Please also observe the further product documentation!

WAGO Kontakttechnik GmbH & Co. KG  
Hansastr. 27  
32423 Minden  
Phone: +49571 887-0 | Fax: +49571 887-169  
Email: [info.de@wago.com](mailto:info.de@wago.com) | Web: [www.wago.com](http://www.wago.com)

Do you have any questions about our products?  
We are always happy to take your call at +49 (571) 887-44222.

### Ratings per IEC/EN 60664-1

Ratings per	IEC/EN 60664-1
Rated voltage (III / 3)	250 V
Rated impulse voltage (III / 3)	4 kV
Rated current	16 A
Legend (ratings)	(III / 3) ≙ Overvoltage category III / Pollution degree 3

### Approvals per UL 1977

Rated voltage per UL 1977 (factory wiring only)	600 V
Rated current per UL 1977 (factory wiring only)	14 A

### Connection data

No. of poles	2
Total number of potentials	2
Conductor preparation	tip-bonded
Cable diameter	6,8 ... 8,6 mm
Cross section of single conductor	1.5 mm <sup>2</sup>
Connection type	Socket - Plug

### Geometrical Data

Pin spacing	4,4 mm / 0.173 inch
Total length	1 m

### Mechanical data

Technologie	DALI
Coding	I
Mating force of a plug-in connection	approx. 20 ... 70 N (depending on pole number)
Retention force of a plug-in connection	when locked: > 80N
Unmating force of a plug-in connection	when unlocked: approx. 20 ... 70 N (depending on pole number)
Number of mating cycles	200, without resistive load 100, with resistive load $I_N = 16$ A, tested (1.5mm <sup>2</sup> /AWG 16)
Connection type	Socket - Plug
Type of cable assembly	Interconnecting cable

Subject to changes. Please also observe the further product documentation!



Type of cable	H05VV-F 2x1.5
Marking	+ -
Protection class	IP20
Note on protection class	IP40 when mated
Potential marking	+ -
Application	Lighting management

### Plug connection

Mismating protection	Yes
Locking of plug-in connection	locking lever
Locking lever	retrofitable

### Material Data

Color	blue
Insulating material	Polyamide 66 (PA 66)
Reaction to fire class per EN 50575	E <sub>ca</sub>
Contact material	Copper or copper alloy (surface-treated)
Fire load	1.814 MJ
Connector color	blue
Printing color of mating face	black
Strain relief color	black
Printing color of strain relief	white
Color of sheathed cable	black
Printing color of sheathed cable	white
Sheath material	PVC
Weight	93.2 g

### Environmental Requirements

Processing temperature	-5 ... +40 °C
Continuous operating temperature	-35 ... +85 °C
Note on Continuous Service Temperature	PVC cable for temperatures ≤ 70 °C (including halogen-free) Insulating parts for temperatures ≤ 105 °C

### Commercial data


Packaging type	not packed
Country of origin	PL

Subject to changes. Please also observe the further product documentation!








GTIN	4055143351119
Customs Tariff No.	85444290900

## Approvals / Certificates

### Country specific Approvals

Logo	Approval	Additional Approval Text	Certificate name
	<b>KEMA/KEUR</b> DEKRA Certification B.V.	EN 61535	2179129.02

## Counterpart

	<b>Item no.890-1102</b> Socket; 2-pole; Cod. I; 1,50 mm <sup>2</sup> ; blue	<a href="http://www.wago.com/890-1102">www.wago.com/890-1102</a>
	<b>Item no.890-1112</b> Plug; 2-pole; 1,50 mm <sup>2</sup> ; blue	<a href="http://www.wago.com/890-1112">www.wago.com/890-1112</a>
	<b>Item no.890-1617</b> T-distribution connector; 2-pole; Cod. I; 1 input; 2 outputs; 2 locking levers; blue	<a href="http://www.wago.com/890-1617">www.wago.com/890-1617</a>
	<b>Item no.890-1904</b> 3-way distribution connector; 2-pole; Cod. I; 1 input; 3 outputs; blue	<a href="http://www.wago.com/890-1904">www.wago.com/890-1904</a>
	<b>Item no.890-1620</b> T-distribution connector; 2-pole; Cod. I; 1 input; 2 outputs; 3 locking levers; for flying leads; blue	<a href="http://www.wago.com/890-1620">www.wago.com/890-1620</a>
	<b>Item no.890-1907</b> 5-way distribution connector; 2-pole; Cod. I; 1 input; 5 outputs; blue	<a href="http://www.wago.com/890-1907">www.wago.com/890-1907</a>
	<b>Item no.890-2112</b> Snap-in plug; 2-pole; Cod. I; 1,50 mm <sup>2</sup> ; blue	<a href="http://www.wago.com/890-2112">www.wago.com/890-2112</a>

Subject to changes. Please also observe the further product documentation!



**Item no. 890-3102**  
Socket for PCBs; straight; 2-pole; Cod. I

[www.wago.com/890-3102](http://www.wago.com/890-3102)




**Item no. 890-2102**  
Snap-in socket; 2-pole; Cod. I; 1,50 mm²; blue

[www.wago.com/890-2102](http://www.wago.com/890-2102)



**Item no. 890-3102/011-000**  
Socket for PCBs; angled; 2-pole; Cod. I

[www.wago.com/890-3102/011-000](http://www.wago.com/890-3102/011-000)



**Item no. 899-631/181-000**  
Distribution box; 230 V + DALI; 2 inputs; 6 outputs; Cod. A, I; MINI, MIDI; black

[www.wago.com/899-631/181-000](http://www.wago.com/899-631/181-000)



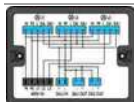
**Item no. 890-3112/011-000**  
Plug for PCBs; angled; 2-pole; Cod. I

[www.wago.com/890-3112/011-000](http://www.wago.com/890-3112/011-000)



**Item no. 890-3112**  
Plug for PCBs; straight; 2-pole; Cod. I

[www.wago.com/890-3112](http://www.wago.com/890-3112)



**Item no. 899-631/455-000**  
Distribution box; 400 V + DALI; 2 inputs; 5 outputs; Cod. A, I; MINI, MIDI; black

[www.wago.com/899-631/455-000](http://www.wago.com/899-631/455-000)

## Compatible products

### Locking lever



**Item no.: 890-101**  
Locking lever; for manual operation; black

[www.wago.com/890-101](http://www.wago.com/890-101)



**Item no.: 890-111**  
Locking lever; for flying leads; for tool operation; black

[www.wago.com/890-111](http://www.wago.com/890-111)



**Item no.: 890-121**  
Locking lever; for manual operation; white

[www.wago.com/890-121](http://www.wago.com/890-121)



**Item no.: 890-131**  
Locking lever; for flying leads; for tool operation; white

[www.wago.com/890-131](http://www.wago.com/890-131)

Subject to changes. Please also observe the further product documentation!

## assembling



**Item no.: 890-310**  
Mounting carrier; 2- to 5-pole; for flying leads; black

[www.wago.com/890-310](http://www.wago.com/890-310)



**Item no.: 890-311**  
Mounting carrier; 2- to 5-pole; for flying leads; white

[www.wago.com/890-311](http://www.wago.com/890-311)

## Downloads

### Documentation

#### Bid Text

891-8982/006-101	Nov 21, 2014	doc	Download
doc - Datei		24.6 kB	

891-8982/006-101	Mar 4, 2019	xml	Download
GAEB X81 - Datei		3.4 kB	

## CAD/CAE-Data

### CAE data

WSCAD Universe 891-8982/006-101	URL	Download
---------------------------------	-----	----------

## Installation Notes

## Product family

**<i>WINSTA</i>® MINI**  
[Show all products from the family](#)

Subject to changes. Please also observe the further product documentation!