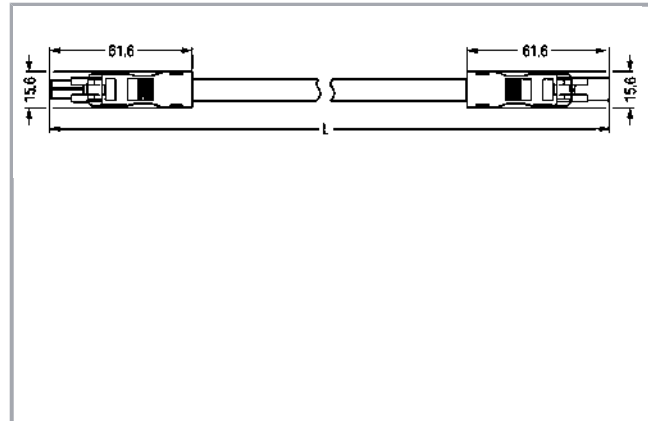


## Data sheet | Item number: 891-8992/005-107

pre-assembled interconnecting cable; Eca; Socket/plug; 2-pole; Cod. B;  
Control cable 2 x 1.0 mm<sup>2</sup>; 1 m; 1,00 mm<sup>2</sup>; pink



[www.wago.com/891-8992\\_005-107](http://www.wago.com/891-8992_005-107)



### Item description

- Protected against mismatching and maintenance-free
- Compact design with 4.4 mm pole spacing
- Components can be clearly printed on and color-coded to meet custom requirements

### Note:

Cables with a different fire class can be found in the eShop.

### Note on mismatching protection:

All WINSTA<sup>®</sup> components are 100% protected against mismatching when:

- plugging different numbers of poles
- plugging while rotated 180
- plugging while laterally staggered
- plugging one pole

### Safety information 1:

Application note for the U.S. market (USR): Some versions may also be used for current interruption in accordance with the UL certificate in select applications with currents below 5 A and voltages up to 600 V. For further information, please contact your local sales office.

## Data

### Electrical data

Note on Contact Resistance

approx. 1 mΩ of contact resistance approx. 0.25 mΩ contact transition plug/socket

Subject to changes. Please also observe the further product documentation!

WAGO Kontakttechnik GmbH & Co. KG  
Hansastr. 27  
32423 Minden  
Phone: +49571 887-0 | Fax: +49571 887-169  
Email: [info.de@wago.com](mailto:info.de@wago.com) | Web: [www.wago.com](http://www.wago.com)

Do you have any questions about our products?  
We are always happy to take your call at +49 (571) 887-44222.

## Ratings per IEC/EN 60664-1

Ratings per	IEC/EN 60664-1
Rated voltage (III / 3)	250 V
Rated impulse voltage (III / 3)	4 kV
Rated current	10 A
Legend (ratings)	(III / 3) $\hat{=}$ Overvoltage category III / Pollution degree 3

## Approvals per UL 1977

Rated voltage per UL 1977 (factory wiring only)	600 V
Rated current per UL 1977 (factory wiring only)	14 A

## Connection data

No. of poles	2
Total number of potentials	2
Conductor preparation	tip-bonded
Cable diameter	5,9 ... 7,5 mm
Cross section of single conductor	1 mm <sup>2</sup>
Connection type	Socket - Plug

## Geometrical Data

Pin spacing	4,4 mm / 0.173 inch
Total length	1 m

## Mechanical data

Coding	B
Mating force of a plug-in connection	approx. 20 ... 70 N (depending on pole number)
Retention force of a plug-in connection	when locked: > 80N
Unmating force of a plug-in connection	when unlocked: approx. 20 ... 70 N (depending on pole number)
Number of mating cycles	200, without resistive load 100, with resistive load $I_N = 16$ A, tested (1.5 mm <sup>2</sup> /16 AWG)
Connection type	Socket - Plug
Type of cable assembly	Interconnecting cable
Type of cable	Control line 2 x 1

Subject to changes. Please also observe the further product documentation!



Marking	1 2
Protection class	IP20
Note on protection class	IP40 when mated
Potential marking	1 2

### Plug connection

Mismating protection	Yes
Locking of plug-in connection	locking lever
Locking lever	retrofitable

### Material Data

Color	pink
Insulating material	Polyamide 66 (PA 66)
Reaction to fire class per EN 50575	E <sub>ca</sub>
Contact material	Copper or copper alloy (surface-treated)
Fire load	1.381 MJ
Connector color	pink
Printing color of mating face	black
Strain relief color	black
Printing color of strain relief	white
Color of sheathed cable	gray
Printing color of sheathed cable	black
Sheath material	PVC
Weight	68 g

### Environmental Requirements

Processing temperature	-5 ... +40 °C
Continuous operating temperature	-35 ... +85 °C
Note on Continuous Service Temperature	PVC cable for temperatures ≤ 70 °C (including halogen-free) Insulating parts for temperatures ≤ 105 °C

### Commercial data

Packaging type	not packed
Country of origin	PL
GTIN	4050821622475
Customs Tariff No.	85444290900

Subject to changes. Please also observe the further product documentation!

WAGO Kontakttechnik GmbH & Co. KG  
 Hansastr. 27  
 32423 Minden  
 Phone: +49571 887-0 | Fax: +49571 887-169  
 Email: [info.de@wago.com](mailto:info.de@wago.com) | Web: [www.wago.com](http://www.wago.com)

Do you have any questions about our products?  
 We are always happy to take your call at +49 (571) 887-44222.

## Counterpart



**Item no.890-1603**

T-distribution connector; 2-pole; Cod. B; 1 input; 2 outputs; 2 locking levers; pink

[www.wago.com/890-1603](http://www.wago.com/890-1603)



**Item no.890-1663**

h-distribution connector; 3-pole; Cod. B; 1 input; 2 outputs; outputs on one side; 2 locking levers; pink

[www.wago.com/890-1663](http://www.wago.com/890-1663)



**Item no.890-1703**

T-distribution connector; 2-pole; Cod. B; 1 input; 2 outputs; 3 locking levers; for flying leads; pink

[www.wago.com/890-1703](http://www.wago.com/890-1703)



**Item no.890-282**

Socket; 2-pole; Cod. B; 1,50 mm<sup>2</sup>; pink

[www.wago.com/890-282](http://www.wago.com/890-282)



**Item no.890-292**

Plug; 2-pole; 1,50 mm<sup>2</sup>; pink

[www.wago.com/890-292](http://www.wago.com/890-292)



**Item no.890-782**

Snap-in socket; 2-pole; Cod. B; 1,50 mm<sup>2</sup>; pink

[www.wago.com/890-782](http://www.wago.com/890-782)



**Item no.890-792**

Snap-in plug; 2-pole; Cod. B; 1,50 mm<sup>2</sup>; pink

[www.wago.com/890-792](http://www.wago.com/890-792)



**Item no.890-882**

Socket for PCBs; straight; 2-pole; Cod. B

[www.wago.com/890-882](http://www.wago.com/890-882)



**Item no.890-882/011-000**

Socket for PCBs; angled; 2-pole; Cod. B; pink

[www.wago.com/890-882/011-000](http://www.wago.com/890-882/011-000)



**Item no.890-892**

Plug for PCBs; straight; 2-pole; Cod. B

[www.wago.com/890-892](http://www.wago.com/890-892)

Subject to changes. Please also observe the further product documentation!

WAGO Kontakttechnik GmbH & Co. KG

Hansastr. 27

32423 Minden

Phone: +49571 887-0 | Fax: +49571 887-169

Email: [info.de@wago.com](mailto:info.de@wago.com) | Web: [www.wago.com](http://www.wago.com)

Do you have any questions about our products?

We are always happy to take your call at +49 (571) 887-44222.







Item no.890-892/011-000  
Plug for PCBs; angled; 2-pole; Cod. B

[www.wago.com/890-892/011-000](http://www.wago.com/890-892/011-000)

## Compatible products

### Locking lever

	<b>Item no.: 890-101</b> Locking lever; for manual operation; black	<a href="http://www.wago.com/890-101">www.wago.com/890-101</a>
	<b>Item no.: 890-111</b> Locking lever; for flying leads; for tool operation; black	<a href="http://www.wago.com/890-111">www.wago.com/890-111</a>
	<b>Item no.: 890-121</b> Locking lever; for manual operation; white	<a href="http://www.wago.com/890-121">www.wago.com/890-121</a>
	<b>Item no.: 890-131</b> Locking lever; for flying leads; for tool operation; white	<a href="http://www.wago.com/890-131">www.wago.com/890-131</a>

### assembling

	<b>Item no.: 890-310</b> Mounting carrier; 2- to 5-pole; for flying leads; black	<a href="http://www.wago.com/890-310">www.wago.com/890-310</a>
	<b>Item no.: 890-311</b> Mounting carrier; 2- to 5-pole; for flying leads; white	<a href="http://www.wago.com/890-311">www.wago.com/890-311</a>

## Downloads

### Documentation

#### Bid Text

891-8992/005-107 GAEB X81 - Datei	Feb 19, 2019	xml 3.0 kB	Download
891-8992/005-107 doc - Datei	Dec 2, 2014	doc 24.6 kB	Download

### CAD/CAE-Data

#### CAE data

WSCAD Universe 891-8992/005-107	URL	Download
---------------------------------	-----	----------

Subject to changes. Please also observe the further product documentation!



## Installation Notes

## Product family

*WINSTA*® MINI special

[Show all products from the family](#)

Subject to changes. Please also observe the further product documentation!

---

WAGO Kontakttechnik GmbH & Co. KG

Hansastr. 27

32423 Minden

Phone: +49571 887-0 | Fax: +49571 887-169

Email: [info.de@wago.com](mailto:info.de@wago.com) | Web: [www.wago.com](http://www.wago.com)

Do you have any questions about our products?

We are always happy to take your call at +49 (571) 887-44222.