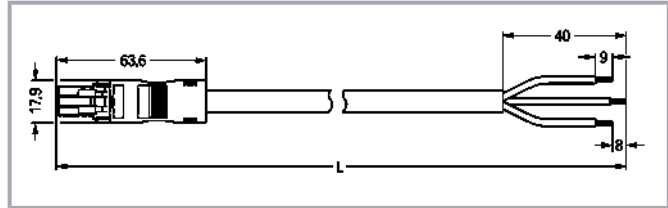


Data sheet | Item number: 891-8993/106-801

pre-assembled connecting cable; Eca; Socket/open-ended; 3-pole; Cod. A;
H05VV-F 3G 1.5 mm²; 8 m; 1,50 mm²; black



www.wago.com/891-8993_106-801



Item description

Cable assembly *WINSTA*® MINI 3-pole

The *WINSTA*® MINI cable assembly rated current 16 A supports rapid, correct installation. WAGO pluggable installation connectors can be used when criteria repeat or are planned on a specific pattern, for example for installing grid lighting or flush-mount lighting. The color coding and mechanical coding of the pluggable installation connector ensure error-free installation of the individual components – including protection against mismatching. The pluggable installation connector is protected in accordance with protection type IP40. Users' fingers and tools will never come into contact with live elements. The *WINSTA*® MINI pluggable installation connector with A coding in white or black is usually used for general mains applications in power distribution. Due to its particularly compact dimensions, our *WINSTA*® MINI Pluggable Connection System with Push-in CAGE CLAMP® spring pressure connection technology is especially suitable in very tight spaces, i.e., for installations when very little room is available. According to the European CPR, the fire class of the cables used in construction is decisive for building safety as well. For houses with medium-level safety requirements, cable assemblies with fire class E are suitable.

Pluggable connections instead of screw connections – cable assemblies from WAGO

The cable is pre-assembled with a socket and a free end. The *WINSTA*® Pluggable Connection System allows pluggable electrical installation. This significantly reduces the need for servicing and lowers costs. Now you can also reduce installation expenses without compromising safety and quality: The *WINSTA*® MINI pluggable installation connector with strain relief hosting reduces the need for servicing and prevents unnecessary downtime.

- pluggable installation connectors with protection against mismatching
- consistent IP40 protection
- with A coding for use in a large number of general mains applications
- ready for immediate use
- convenient installation and commissioning

Subject to changes. Please also observe the further product documentation!

WAGO Corporation
Germantown, WI 53022
Phone: 1-800-DIN-RAIL (346-7245) | Fax: (262) 255-6222
Email: info.us@wago.com | Web: www.wago.us

Do you have any questions about our products?
We are always happy to take your call at +49 (571) 887-44222.



Data Notes

Note
Cables with a different fire class can be found in the eShop.

Electrical data

Note on contact resistance
approx. 1 mΩ of contact resistance
approx. 0.25 mΩ contact transition plug/socket

IEC Approvals

Ratings per	IEC/EN 60664-1
Rated voltage (III / 3)	250 V
Rated impulse voltage (III/3)	4 kV
Rated current	16 A
Legend (ratings)	(III / 3) ≙ Overvoltage category III / Pollution degree 3

Ratings per UL

Note for the US market
Some versions may also be used for current interruption in accordance with the UL certificate in select applications with currents below 5 A and voltages up to 600 V. For further information, please contact your local sales office.

Connection data

Total number of potentials	3
PE function	Preceding PE contact
Conductor preparation	ultrasonically tip-bonded

Connection 1

Strip length	9 mm / 0.35 inch
Number of poles	3
Sheathed cable diameter	7.4 ... 9.4 mm
Wire cross-section	1.5 mm ²
Strip length (outer insulation)	40 mm
Connection type	Socket - Free end

Subject to changes. Please also observe the further product documentation!

WAGO Corporation
Germantown, WI 53022
Phone: 1-800-DIN-RAIL (346-7245) | Fax: (262) 255-6222
Email: info.us@wago.com | Web: www.wago.us

Do you have any questions about our products?
We are always happy to take your call at +49 (571) 887-44222.



Physical data

Pin spacing	4.4 mm / 0.173 inch
Total length	8 m

Mechanical data

Application	General mains applications
Coding	A
Variable coding	No
Marking	L ⊥ N
Potential Marking	L ⊥ N
Mating force of a plug-in connection	approx. 20 ... 70 N (depending on pole number)
Retention force of a plug-in connection	when locked: > 80N
Unmating force of a plug-in connection	when unlocked: approx. 20 ... 70 N (depending on pole number)
Number of mating cycles	200, without resistive load
Connection type	Socket - Free end
Type of pre-assembled cable	Connecting cable
Cable type	H05VV-F 3G1.5
Protection type	IP40

Plug-in connection

Mismating protection	Yes
Note on mismating protection	All WINSTA® components are 100% protected against mismating when: a.) plugging different numbers of poles b.) plugging while rotated 180 c.) plugging while laterally staggered d.) plugging one pole
Locking lever	Can be retrofitted
Locking of plug-in connection	locking lever

Material data

Note (material data)	Information on material data can be found here
Color	black
Insulation material	Polyamide (PA66)
Fire class per EN 50575	E _{ca}
Contact material	Copper or copper alloy; surface-treated
Fire load	239.754 MJ

Subject to changes. Please also observe the further product documentation!



Connector color	black
Printing color of mating face	white
Strain relief color	black
Sheathed cable color	black
Printing color of sheathed cable	white
Halogen-free	No
Sheath material	PVC
Weight	793.1 g
Copper weight of the pipe	0.043 kg/m

Environmental requirements



Processing temperature	-5 ... +40 °C
Continuous operating temperature	-35 ... +85 °C
Note on continuous operating temperature	PVC cable for temperatures ≤ 70 °C (including halogen-free) Insulating parts for temperatures ≤ 105 °C

Commercial data

PU (SPU)	1 Stück
Packaging type	unpacked
Country of origin VKOrg Germany	PL
GTIN	4055143396233
Customs tariff number VKOrg Germany	85444290900

Approvals / Certificates

Country specific Approvals

Logo	Approval	Additional Approval Text	Certificate name
	CCA DEKRA Certification B.V.	EN 61535	NTR NL- 7823
	KEMA/KEUR DEKRA Certification B.V.	EN 61535	71- 112995

Required accessories

Locking levers

Subject to changes. Please also observe the further product documentation!

 Locking system

Item no.: 890-111 Locking lever; for flying leads; for tool operation; black	www.wago.com/890-111
Item no.: 890-101 Locking lever; for manual operation; black	www.wago.com/890-101
Item no.: 890-121 Locking lever; for manual operation; white	www.wago.com/890-121
Item no.: 890-131 Locking lever; for flying leads; for tool operation; white	www.wago.com/890-131

Optional accessories

Mounting

 Mounting accessories

Item no.: 890-310 Mounting carrier; 2- to 5-pole; for flying leads; black	www.wago.com/890-310
Item no.: 890-311 Mounting carrier; 2- to 5-pole; for flying leads; white	www.wago.com/890-311

Cover

 Other



Item no.: 897-2001 Protective cap; Type1; for sockets and plugs; PVC; red	www.wago.com/897-2001
---	--

Downloads

Documentation

Bid Text

891-8993/106-801 X81 - Datei	2019 Feb 19	xml 3.1 kB	Download
891-8993/106-801 doc - Datei	2014 Nov 26	doc 24.6 kB	Download

CAD files

CAE data

WSCAD Universe 891-8993/106-801	URL	Download
---------------------------------	-----	----------

Subject to changes. Please also observe the further product documentation!



WSCAD Universe 891-8993/106-801

[URL](#)

[Download](#)

Environmental Product Compliance

Compliance Search

Environmental Product Compliance 891-8993/106-801

[URL](#)

[Download](#)

pre-assembled connecting cable; Eca; Socket/open-ended; 3-pole; Cod. A; H05VV-F
3G 1.5 mm²; 8 m; 1,50 mm²; black

Installation Notes

Product family

WINSTA® MINI

[Show all products from the family](#)

Subject to changes. Please also observe the further product documentation!

WAGO Corporation
Germantown, WI 53022
Phone: 1-800-DIN-RAIL (346-7245) | Fax: (262) 255-6222
Email: info.us@wago.com | Web: www.wago.us

Do you have any questions about our products?
We are always happy to take your call at +49 (571) 887-44222.