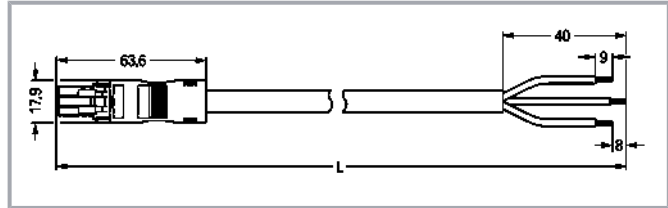


Data sheet | Item number: 891-8993/115-402

pre-assembled connecting cable; Eca; Socket/open-ended; 3-pole; Cod. A;
H05Z1Z1-F 3G 1.0 mm²; 4 m; 1,00 mm²; white

www.wago.com/891-8993_115-402



Item description

Cable assembly *WAGOSTA*® MINI 3-pole

The *WAGOSTA*® MINI cable assembly with protection against mismatching supports fast, reliable installation. Whether on PCBs, in control cabinets or for connecting lights – pluggable installation connectors from WAGO allow you to establish connections according to many different requirements in next to no time. For greater protection in electrical installations, the pluggable installation connector is provided with mechanical protection against mismatching. The pluggable installation connector is protected against ingress by solid granular objects with a diameter of less than 1 mm in accordance with protection type IP40. General mains applications for almost any domain of use can be realised with *WAGOSTA*® MINI pluggable installation connectors with A coding. *WAGOSTA*® MINI satisfies the demand for miniaturisation. Our smallest pluggable connection system is very good for lights, for instance, since due to LED technology, these offer much less space for the connection technology. This product meets all the mandatory fire protection requirements of fire class E; therefore it can be used in domains where fire safety is relevant. In the manufacturing of this cable assembly, halogens were deliberately omitted. That is an important contribution to environmental protection.

Fast, secure pluggable connections – cable assemblies from WAGO

A socket and a free end are provided. *WAGOSTA*® is the pluggable connection system that is ideally tailored to the strict requirements of electrical installation. It ensures fast, secure and, above all, error-free installation of components and cables. Enjoy the benefits of the pluggable version of our maintenance-free spring pressure connection technology too! Plan your installation with *WAGOSTA*® MINI pluggable installation connectors with protection type IP40 from WAGO.

- effective protection against mismatching
- consistent IP40 protection
- for any mains application
- ready for immediate use
- fast, secure installation

Subject to changes. Please also observe the further product documentation!

WAGO Corporation
Germantown, WI 53022
Phone: 1-800-DIN-RAIL (346-7245) | Fax: (262) 255-6222
Email: info.us@wago.com | Web: www.wago.us

Do you have any questions about our products?
We are always happy to take your call at +49 (571) 887-44222.



Data Notes

Note	Cables with a different fire class can be found in the eShop.
------	---

Electrical data

Note on contact resistance	approx. 1 m Ω of contact resistance approx. 0.25 m Ω contact transition plug/socket
----------------------------	--

IEC Approvals

Ratings per	IEC/EN 60664-1
Rated voltage (III / 3)	250 V
Rated impulse voltage (III/3)	4 kV
Rated current	10 A
Legend (ratings)	(III / 3) \triangleq Overvoltage category III / Pollution degree 3

Ratings per UL

Note for the US market	Some versions may also be used for current interruption in accordance with the UL certificate in select applications with currents below 5 A and voltages up to 600 V. For further information, please contact your local sales office.
------------------------	---

Connection data

Total number of potentials	3
PE function	Preceding PE contact
Conductor preparation	ultrasonically tip-bonded

Connection 1

Strip length	9 mm / 0.35 inch
Number of poles	3
Sheathed cable diameter	6.3 ... 8 mm
Wire cross-section	1 mm ²
Strip length (outer insulation)	40 mm
Connection type	Socket - Free end

Subject to changes. Please also observe the further product documentation!

WAGO Corporation
Germantown, WI 53022
Phone: 1-800-DIN-RAIL (346-7245) | Fax: (262) 255-6222
Email: info.us@wago.com | Web: www.wago.us

Do you have any questions about our products?
We are always happy to take your call at +49 (571) 887-44222.



Physical data

Pin spacing	4.4 mm / 0.173 inch
Total length	4 m

Mechanical data

Application	General mains applications
Coding	A
Variable coding	No
Marking	L \perp N
Potential Marking	L \perp N
Mating force of a plug-in connection	approx. 20 ... 70 N (depending on pole number)
Retention force of a plug-in connection	when locked: > 80N
Unmating force of a plug-in connection	when unlocked: approx. 20 ... 70 N (depending on pole number)
Number of mating cycles	200, without resistive load
Connection type	Socket - free end
Type of pre-assembled cable	Connecting cable
Cable type	H05Z1Z1-F 3G1
Protection type	IP40

Plug-in connection

Mismating protection	Yes
Note on mismating protection	All WINSTA® components are 100% protected against mismating when: a.) plugging different numbers of poles b.) plugging while rotated 180 c.) plugging while laterally staggered d.) plugging one pole
Locking lever	Can be retrofitted
Locking of plug-in connection	locking lever

Material data

Note (material data)	Information on material data can be found here
Color	white
Insulation material	Polyamide (PA66)
Fire class per EN 50575	E _{ca}
Contact material	Copper or copper alloy; surface-treated
Fire load	5.427 MJ

Subject to changes. Please also observe the further product documentation!

WAGO Corporation
Germantown, WI 53022
Phone: 1-800-DIN-RAIL (346-7245) | Fax: (262) 255-6222
Email: info.us@wago.com | Web: www.wago.us

Do you have any questions about our products?
We are always happy to take your call at +49 (571) 887-44222.



Connector color	white
Printing color of mating face	black
Strain relief color	white
Sheathed cable color	white
Printing color of sheathed cable	black
Halogen-free	Yes
Sheath material	Halogen-free
Weight	298.1 g
Copper weight of the pipe	0.029 kg/m

Environmental requirements



Processing temperature	-5 ... +40 °C
Continuous operating temperature	-35 ... +85 °C
Note on continuous operating temperature	PVC cable for temperatures ≤ 70 °C (including halogen-free) Insulating parts for temperatures ≤ 105 °C

Commercial data

PU (SPU)	1 Stück
Packaging type	unpacked
GTIN	4045454350284

Approvals / Certificates

Country specific Approvals

Logo	Approval	Additional Approval Text	Certificate name
	CCA DEKRA Certification B.V.	EN 61535	NTR NL-7823
	KEMA/KEUR DEKRA Certification B.V.	EN 61535	71-112995

Required accessories

Locking levers

Locking system

Subject to changes. Please also observe the further product documentation!

WAGO Corporation
Germantown, WI 53022
Phone: 1-800-DIN-RAIL (346-7245) | Fax: (262) 255-6222
Email: info.us@wago.com | Web: www.wago.us

Do you have any questions about our products?
We are always happy to take your call at +49 (571) 887-44222.

**Item no.: 890-111**

Locking lever; for flying leads; for tool operation; black

www.wago.com/890-111**Item no.: 890-101**

Locking lever; for manual operation; black

www.wago.com/890-101**Item no.: 890-121**

Locking lever; for manual operation; white

www.wago.com/890-121**Item no.: 890-131**

Locking lever; for flying leads; for tool operation; white

www.wago.com/890-131**Optional accessories****Cover**

Other

**Item no.: 897-2001**

Protective cap; Type1; for sockets and plugs; PVC; red

www.wago.com/897-2001**Mounting**

Mounting accessories

Item no.: 890-310

Mounting carrier; 2- to 5-pole; for flying leads; black

www.wago.com/890-310**Item no.: 890-311**

Mounting carrier; 2- to 5-pole; for flying leads; white

www.wago.com/890-311**Downloads****Documentation****Bid Text**

891-8993/115-402 X81 - Datei	2019 Feb 19	xml 3.1 kB	Download
891-8993/115-402 doc - Datei	2014 Nov 26	doc 25.6 kB	Download

CAD files**CAE data**

WSCAD Universe 891-8993/115-402	URL	Download
WSCAD Universe 891-8993/115-402	URL	Download

Subject to changes. Please also observe the further product documentation!

WAGO Corporation
 Germantown, WI 53022
 Phone: 1-800-DIN-RAIL (346-7245) | Fax: (262) 255-6222
 Email: info.us@wago.com | Web: www.wago.us

Do you have any questions about our products?
 We are always happy to take your call at +49 (571) 887-44222.



Installation Notes

Product family

WINSTA® MINI

[Show all products from the family](#)

Subject to changes. Please also observe the further product documentation!

WAGO Corporation
Germantown, WI 53022
Phone: 1-800-DIN-RAIL (346-7245) | Fax: (262) 255-6222
Email: info.us@wago.com | Web: www.wago.us

Do you have any questions about our products?
We are always happy to take your call at +49 (571) 887-44222.